


PLANNING & ECONOMIC DEVELOPMENT DEPARTMENT

2018 Quarterly Activity Report
(January 01 – March 31)



BUILDING CONTROLS and BY-LAW ENFORCEMENT DIVISION

CORPORATE PURPOSE:

- To deliver statutory building permitting and inspection services for construction activity.
- To achieve compliance with municipal by-laws.
- To manage third party contracts relating to animal control, tree conservation and crossing guards.

2018 JANUARY TO MARCH HIGHLIGHTS

(January 1 to March 31)

| Area – Building Division | 2018 | 2017 | 2016 | 2015 |
|-----------------------------------------------------------|-------------|--------------|--------------|-------------|
| Building Permits Issued | 111 | 279 | 127 | 109 |
| Construction Value* | \$9,119,647 | \$28,988,472 | \$10,742,189 | \$9,625,284 |
| Number of Building Inspections | 1,114 | 1,611 | 577 | 620 |
| Permit Fees* | \$330,779 | \$980,526 | \$293,871 | \$300,728 |
| Charges Laid | 0 | 0 | 0 | 1 |
| Area – By-Law Division | 2018 | 2017 | 2016 | 2015 |
| Parking Tickets Paid | 143 | 127 | 103 | 69 |
| Parking Tickets Challenged/Trials | 9 | 1 | 9 | 3 |
| By-law Activities (actions required to manage complaints) | 2,206 | 1,227 | 1,524 | 1,150 |
| By-law Inquiries | 134 | 211 | 270 | 117 |
| By-law Complaints | 374 | 115 | 295 | 238 |
| By-law Complaints closed | 380 | 167 | 279 | 227 |
| Charges Laid | 1 | 0 | 5 | 0 |

- 2017 *Includes permits for Avalon Empire Communities construction value \$17,910,255
- 2016 *Includes permits for Avalon Empire Communities construction value \$13,781,409
- 2015 *Includes permits Green Energy Projects with construction value of \$27,604,000

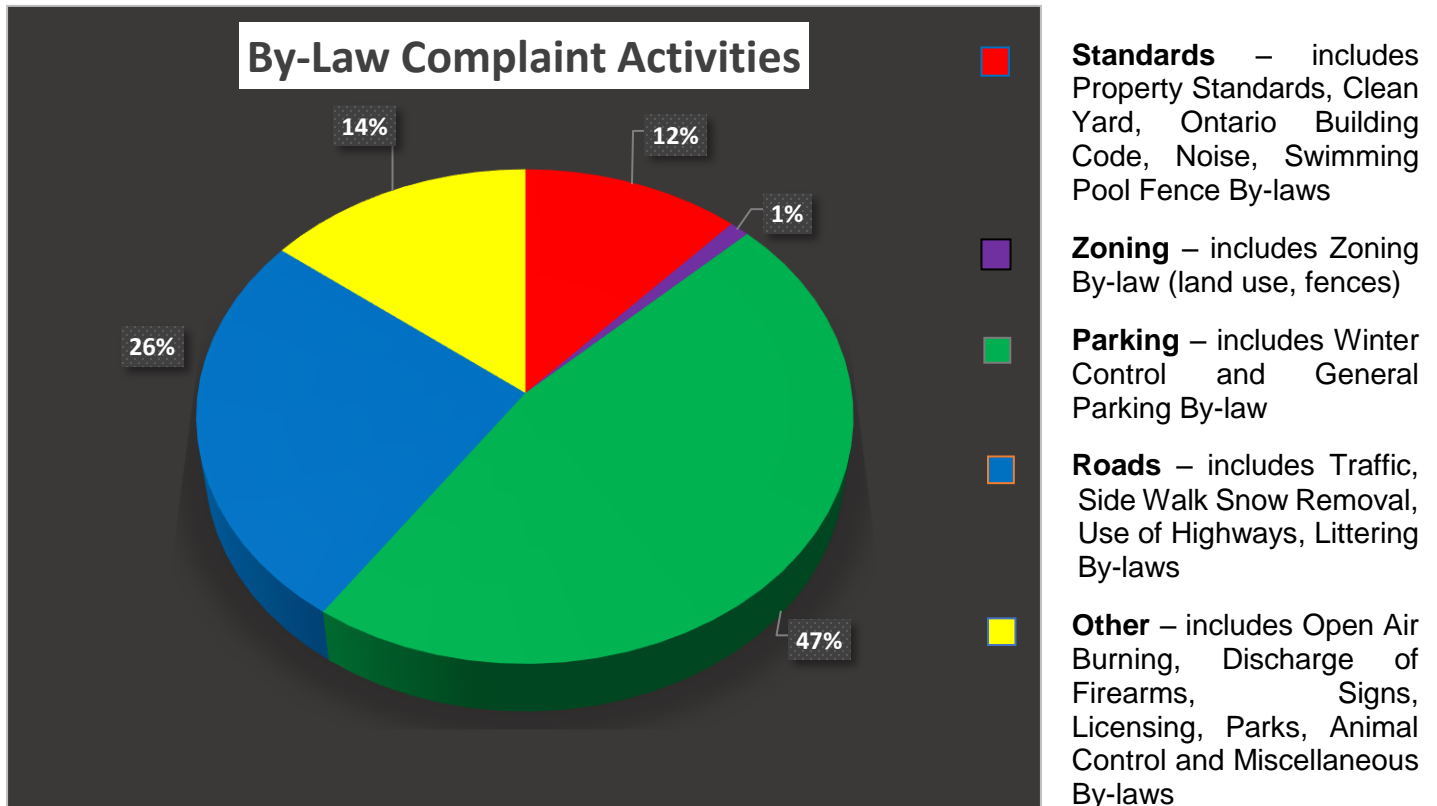
FIRST QUARTER 2018 BUILDING ACTIVITY REPORT
(2016 to 2018)

| | 2018 | 2018 | 2017 | 2017 | 2016 | 2016 |
|---------------------------------------------------------------------|------------|--------------|------------|--------------|------------|--------------|
| | Jan-March | Year to Date | Jan-March | Year to Date | Jan-March | Year to Date |
| New Construction | | | | | | |
| Total estimated value of construction (includes plumbing permits) | 9,119,647 | 9,119,647 | 26,691,220 | 26,691,220 | 10,742,189 | 10,742,189 |
| Single Family Dwelling – New | 16 | 16 | 116 | 116 | 15 | 15 |
| Single Family Dwelling – Additions | 6 | 6 | 3 | 3 | 11 | 11 |
| Single Family Dwelling – Alterations | 13 | 13 | 24 | 24 | 9 | 9 |
| Single Family Dwelling – Demolition | 3 | 3 | 6 | 6 | 12 | 12 |
| Multiple Residential Units – New | 2 | 2 | 3 | 3 | 0 | 0 |
| Multiple Residential Units – Additions/Alterations / Repairs | 1 | 1 | 0 | 0 | 0 | 0 |
| Multiple Residential Units – Demolition | 0 | 0 | 0 | 0 | 0 | 0 |
| Seasonal Single Family Dwelling – New | 0 | 0 | 1 | 1 | 3 | 3 |
| Seasonal Single Family Dwelling – Additions / Alterations / Repairs | 2 | 2 | 4 | 4 | 5 | 5 |
| Seasonal Single Family Dwelling – Demolition | 1 | 1 | 0 | 0 | 1 | 1 |
| Accessory Structures – New | 17 | 17 | 17 | 17 | 17 | 17 |
| Accessory Structures – Additions / Alterations / Repairs | 0 | 0 | 4 | 4 | 2 | 2 |
| Accessory Structures – Demolition | 0 | 0 | 0 | 0 | 2 | 2 |
| Pool – New / Repairs | 5 | 5 | 5 | 5 | 1 | 1 |
| Septic System – New | 21 | 21 | 22 | 22 | 1 | 1 |
| Septic System – Alterations/ Repairs | 0 | 0 | 6 | 6 | 8 | 8 |
| Miscellaneous | 11 | 11 | 7 | 7 | 9 | 9 |
| Commercial – New | 2 | 2 | 1 | 1 | 0 | 0 |
| Commercial – Additions / Alterations / Repairs | 1 | 1 | 6 | 6 | 10 | 10 |
| Commercial – Demolition | 0 | 0 | 0 | 0 | 0 | 0 |
| Industrial Structures – New | 0 | 0 | 0 | 0 | 0 | 0 |
| Industrial Structures – Additions / Alterations / Repairs | 0 | 0 | 2 | 2 | 0 | 0 |
| Industrial Structures – Demolition | 1 | 1 | 0 | 0 | 0 | 0 |
| Institutional Structures – New | 0 | 0 | 0 | 0 | 0 | 0 |
| Institutional Structures – Additions / Alterations / Repairs | 1 | 1 | 2 | 2 | 0 | 0 |
| Institutional Structures – Demolition | 0 | 0 | 0 | 0 | 0 | 0 |
| Agricultural Structures – New | 3 | 3 | 9 | 9 | 10 | 10 |
| Agricultural Structures – Additions / Alterations / Repairs | 1 | 1 | 3 | 3 | 1 | 1 |
| Agricultural – Demolition | 0 | 0 | 0 | 0 | 0 | 0 |
| Plumbing Permits – New / Additions / Repairs | 0 | 0 | 20 | 20 | 0 | 0 |
| Assembly Structures – New | 0 | 0 | 0 | 0 | 0 | 0 |
| Assembly Structures – Additions / Alterations / Repairs | 0 | 0 | 0 | 0 | 7 | 7 |
| Assembly Structures – Demolition | 0 | 0 | 0 | 0 | 0 | 0 |
| Signs – New | 4 | 4 | 18 | 18 | 3 | 3 |
| Signs – Additions / Alterations / Repairs | 0 | 0 | 0 | 0 | 0 | 0 |
| TOTAL | 111 | 111 | 279 | 279 | 127 | 127 |

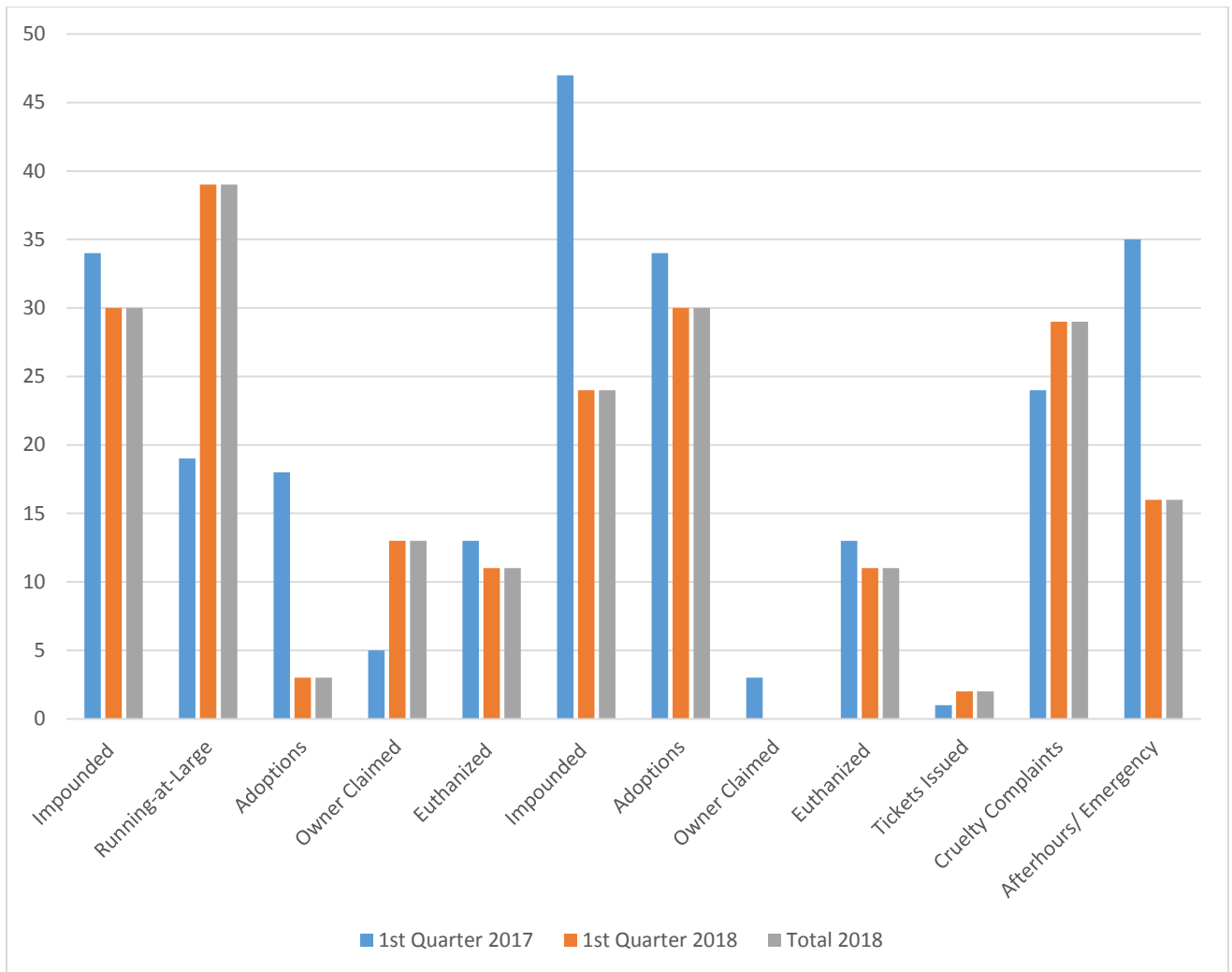
Complaints by Ward and by Type

| Complaints by Ward and by Type January to March 2018 | | | | | | | |
|-----------------------------------------------------------------|------------------|---------------|----------------|--------------|--------------|----------------------------------|-----------------------|
| | Standards | Zoning | Parking | Roads | Other | 1st Quarter Total | 2018 Total |
| Ward 1 | 12 | 0 | 2 | 4 | 7 | 25 | 25 |
| Ward 2 | 6 | 0 | 12 | 13 | 11 | 42 | 42 |
| Ward 3 | 10 | 2 | 53 | 37 | 14 | 116 | 116 |
| Ward 4 | 6 | 2 | 3 | 26 | 10 | 47 | 47 |
| Ward 5 | 5 | 0 | 2 | 3 | 1 | 11 | 11 |
| Ward 6 | 5 | 0 | 103 | 14 | 11 | 133 | 133 |
| Total | 44 | 4 | 175 | 97 | 54 | 374 | 374 |

By-law Complaint Activities



2018 Animal Control



COMMUNITY DEVELOPMENT and PARTNERSHIPS DIVISION

CORPORATE PURPOSE:

- To deliver recreational opportunities both directly and indirectly for Haldimand County residents and visitors.
- To facilitate community partnerships to improve the quality of life and community vibrancy in Haldimand County.

2018 JANUARY to MARCH HIGHLIGHTS

(January 1 to March 31)

STATISTICS

| Description | Q1 2018 | Q1 2017 |
|---------------------------------------------------------------------------------------------------------------------------------------------------------------------------------|-----------|-----------|
| <i>Heritage and Culture</i> | | |
| • # of users (visitors, outreach, research) | 2,913 | 3,474 |
| • # of volunteer hours | 400.5 | 990 |
| <i>Programs</i> | | |
| • # of Family Day Free Skate Participants – all Arenas | 583 | 345 |
| • # of March Break Free Skate Participants | 336 | 425 |
| • # of March Break Camp Participants | 410 | 421 |
| ➤ Capacity rate (attendees / class capacity) | 85.41% | 94% |
| • # of Walking Track Kilometres | 26,415 km | 29,678 km |
| • # of Regular Public Skating Participants (Jan–Mar 31) | 3,716 | 3,889 |
| • # of County Ice Program Participants (Jan–Mar 31) | 2,080 | 2,808 |
| • # of Learn to Curl Participants (Jan–Mar 31) in partnership with Haldimand Curling Club | 156 | 120 |
| • % of Primetime ice usage | 84% | 94% |
| • % of Non-Primetime ice usage | 32% | 36% |
| <i>Partnerships</i> | | |
| • # of Community Partners Engaged / Outreach Activity (Capital Projects, Community Beautification, Community Halls, Field Management) | 226 | 261 |
| • # of Community Capital Projects: | | |
| ▪ Inquiries | 7 | 7 |
| ▪ New Applications (Complete and Incomplete) | 9 | 9 |
| ▪ In Progress/Under Construction | 20 | 6 |
| • # of Completed Community Partnership Program (CPP) – Capital Grant Projects | 3 | 1 |
| • Total # of Completed CPP Capital Projects Since 2011 | 44 | 31 |
| • Community Beautification Grants: For 2018, 22 eligible requests received totaling \$178,327 in project value; \$67,876 in County funds leveraged \$110,451 in community funds | 22 | 16 |

HIGHLIGHTS

Heritage & Culture:

- Museum users (visitors, outreach, researcher) and volunteer hours has decreased due to the closure at Edinburgh Square for renovations.
- Heritage Day, Selkirk (February 19th) had an excellent response to Blood Brothers travelling exhibition (Outreach numbers 750).
- Capital projects completed at Wilson MacDonald: new flooring in gallery and basement meeting/storage; OTF150 and CIP150 projects at Edinburgh Square complete (Lighting; HVAC; washroom upgrades).
- Heritage Haldimand: outreach featuring Underground Railroad and Canfield Black Settlement very successful with well over 200 attendees at various locations around Haldimand.

Programming:

- 91 members of the community participated in free Family Day activities held at all four arena locations.
- Family Day Free Skates increased by 207 participants from 2017 to 2018, this can be attributed to multi media advertising for these programs.
- March Break Camp participation capacity rate has decreased due to last minute cancellations.
- Kilometres walked at the Cayuga and Dunnville walking tracks has a combined decrease of 3,263 kms. This can be attributed to many hockey teams finishing early this year.
- Participation in County Ice programs including March Break has decreased, consistent data collection continues to be a challenge.
- Learn to Curl participation increased due to interest generated by the recent Winter Olympics.
- Prime and Non-Prime ice usage has decreased as a result of an early Easter; most hockey leagues ended there seasons earlier. The Easter holiday weekend in 2017 occurred in the third week April.

Partnerships:

- Since 2011, 44 CPP capital projects have been completed/reconciled; 11 have been approved and are currently 'in progress'.
- \$1.8 million in community funding has leveraged \$3.2 million in projects.
- This year, a record number of Community Beautification grants have been approved (22).

Trails:

- Chippewa Trail Phase 2 is 97% Complete. Deficiencies to be addressed in April. Signage will be completed by end of April. Empire to complete the portion on their lands to join Phase 2, is scheduled for 2018 summer completion.
- Cayuga Bridge Trail and Caledonia to York – naming process has begun. Tender closes April 17th. Construction starts on Cayuga Bridge portion in May. Both will be completed by August 31st (construction and signage).

ECONOMIC DEVELOPMENT and TOURISM DIVISION

CORPORATE PURPOSE:

- To create conditions, marketing programs, and initiatives to support business retention, expansion and recruitment within Haldimand County.
- To promote regional partnerships, develop tourism products and marketing campaigns, and support tourism business development and infrastructure.

2018 JANUARY TO MARCH HIGHLIGHTS

(January 1 to March 31)

| Description | Q1 2018 Number <i>(if applicable)</i> | 2017 Number <i>(if applicable)</i> |
|--------------------------------------------------------------------------------------------------------------------------------------------------|------------------------------------------------------|---------------------------------------------------|
| Outreach Presentations Highlights include: Tourism Network Meeting; Meeting with key partners to deliver post secondary training in Haldimand | 19 | 23 |
| Corporate Calls | 26 | 28 |
| Business Inquiries | 31 | 20 |
| Tourism Web Page Visits | 28,515 (78% new visitors) | 24,230 (66% new visitors) |
| Business Web Page Visits | 7,139 | 7,215 |
| Business Directory – Businesses Listed | 2,179 | 2,303 |
| Business Directory – Business Searches | 4,251 | 5,575 |
| Community Improvement Plan (CIP) – applications approved in Q1 for \$164,458 in construction value with County grants of \$35,507 | 3 | 1 |

HIGHLIGHTS

- Attended the Toronto Motorcycle Show to promote Tourism Haldimand with our partners at Ontario's Southwest and Cruise the Coast.
- Received an award from the Economic Developers Council of Ontario for best Promotional Publication for the Culinary Adventure Guide, as well as receiving an honourable mention in the same category for the Fishing Spot Guide.
- Exhibited at the Toronto International Bicycle Show in Toronto to promote cycling tourism in partnership with Mudcat Marathon and Grand Dunnville Cycling Tour.
- Released Tourism Data Results for 2017 from the data collection project implemented from recommendations in the Tourism Strategy.
- In collaboration with Brantford-Brant Business Resource Centre, held three information sessions in Haldimand for youth to learn about Summer Company.
- Further collaboration with Grand Erie District School Board and Brantford-Brant Business Resource Centre to host a program called Student Biz for high school students interested

in running their own business. Students attend 4 full day sessions and receive 2 high school credits. The programming will assist those students that want to proceed with applying to the Summer Company Program.

- Completed the ad sales for the 2018 Spring/Summer Community Guide.
- Completed the 10th episode filming of Impulse series.
- Completed the first detailed tourism marketing strategy vetted through the Tourism Network.
- Completed the 10 year review for the Community Improvement Plan with Council's approval for an ongoing program.



PLANNING and DEVELOPMENT DIVISION

CORPORATE PURPOSE:

To deliver statutory planning and development review services.

2018 JANUARY TO MARCH HIGHLIGHTS

(January 1 to March 31)

STATISTICS

| Meeting Type | Number of Meetings Attended (Jan to March 2018) | Number of Meetings Attended (Jan to March 2017) |
|-----------------------------------------------|-------------------------------------------------|-------------------------------------------------|
| Public Open House / Presentations / Workshops | 14 | 14 |
| Tribunals / OMB | 0 | 2 |
| Internal Committee Meetings | 32 | 40 |
| External Committee Meetings | 9 | 6 |
| Problem Solving Meetings | 56 | 57 |
| Councillor Briefings | 1 | 2 |
| Internal Support Meetings | 20 | 10 |
| Council in Committee Meetings | 13 | 11 |
| Committee of Adjustment Meetings | 6 | 4 |
| Pre-Consultation Meetings | 6 | 16 |
| GRAND TOTAL FOR JANUARY TO MARCH | 157 | 162 |

DEVELOPMENT ACTIVITY AND HIGHLIGHTS

Development Inquiries *(January 1 to March 31):*

| Quantity | Type |
|--------------------------------------------------------------------|------------------------------------------------------------------------------------------------------|
| 189 total (134.75 hours spent on research, discussions, responses) | Residential – 101; Commercial – 13; Industrial – 5; Institutional – 6; Agricultural – 52; Other – 12 |

Applications Reviewed:

- Planning Applications** (including: site plan, zoning amendment, part lot exemption, holding removals, garden suite extensions, plan of condominium/subdivision (including exemptions), consents, minor variances)

| 2018 | 2017 |
|------------------------------------------------------------------------------------------------------|-------------------------------------------------------------------------------------------------------|
| <ul style="list-style-type: none"> 52 applications total (completed January to March) | <ul style="list-style-type: none"> 29* applications total (completed January to March) |

| | |
|--|--------------------------------------------------------------------------------------------------------------|
| | <i>*total excludes March Committee of Adjustment which was postponed due to winter storm/office closures</i> |
|--|--------------------------------------------------------------------------------------------------------------|

2. Engineering Review (including: grading plans, site plans, and functional servicing reports)

| 2018 | 2017 |
|------------------------------------------------------------------------------------------------------|------------------------------------------------------------------------------------------------------|
| <ul style="list-style-type: none"> • 34 detailed reviews (completed January to March) | <ul style="list-style-type: none"> • 32 detailed reviews (completed January to March) |

Applications Approved (*significant projects approved January 1 to March 31*):

- Site Plan Approval issued for the new County Administration Project (CAP) in Cayuga.
- Official Plan and Zoning Amendment approval for light industrial development proposal in Cayuga consisting of 3 lots and 5.7 hectares of employments lands (HML Holdings).
- Zoning approval for 14 units seniors development in Dunnville (Capabilities Housing).
- Official Plan and Zoning Amendment approval for landscaping contractors business in Oneida (Zen Landscaping).
- Draft Plan of Subdivision approval for Phase 1 of The Gardens in Hagersville – 147 lots for single detached dwellings (Empire).
- Draft Plan of Subdivision and zoning approval for Phase 3 of Jarvis Meadows in Jarvis – 144 lots for single detached dwellings (McKeen).
- Site Plan Approval for Montague Construction (Walpole) for new office and contractor yard expansion.
- Site plan Approval for St. Patrick’s Church (Caledonia) for building expansion and parking lot development.

Major Projects:

1. Dunnville Waterfront Park

a) Dunnville Waterfront Park – Phase 1

- Construction 35% complete.
- Accomplished January to March:
 - Weather limitations for construction – project task planning completed and remobilization plan developed.

b) Dunnville Waterfront Park – Phase 2

- Project initiated.
- Accomplished January to March:
 - Contract completed to retain professional services of consultant for site plan and construction drawings.

2. McClung Community

- Project on-going – multi year process.
- Accomplished January to March:

- Work relating to final registration of Phase 3A-2 of *Avalon West* completed which will open up an additional 36 single detached residential dwelling lots and 5 development blocks for up to 28 townhouse units (64 residential units total).
- Approval of detailed engineering submission and preliminary work for pre-servicing agreement for Phase 3B of *Avalon East* (122 single detached dwellings).
- Approval of linear park plan and McClung round-about designs and construction initiation of same.

3. Caledonia Master Servicing Plan Update

- 85% complete.
- Accomplished January to March:
 - Work with consulting team continues to finalize the 'future conditions' reports for storm drainage, traffic, sanitary and water.
 - Additional technical memos completed relating to specific servicing infrastructure improvements/options.

4. Haldimand County Comprehensive Zoning By-law Project

- 65% complete.
- Accomplished January to March:
 - Updated/revised draft by-law received from consultant and under review by staff.
 - Work on mapping symbology, data preparation and data verification continues.

5. Haldimand County Official Plan Update

- Multi-year project initiated.
- Accomplished January to March:
 - Additional work completed on build-out scenarios for existing designated urban lands including sanitary treatment requirements.

6. Haldimand County Lake Erie Hazard Mapping & Risk Assessment

- Multi-year project initiated.
- Accomplished January to March:
 - Issue and Closing of Request for Proposal for the project.
 - Review and scoring of consultant submissions completed.
 - Terms of Community Liaison Group developed and candidate list created.

7. Population, Household and Employment Forecasts Update

- Project initiated.
- Accomplished January to March:
 - Draft of Request for Proposal completed and under review.

Other Accomplishments (*in first quarter*):

- Deferral of Development Charges report and agreement for 36 unit Wabasso Gardens seniors project.
- Continued monitoring of and training relating to various Provincial initiatives and draft guideline documents, including Land Needs Methodology, Watershed Planning, Climate Change Adaptation and OMB reform.