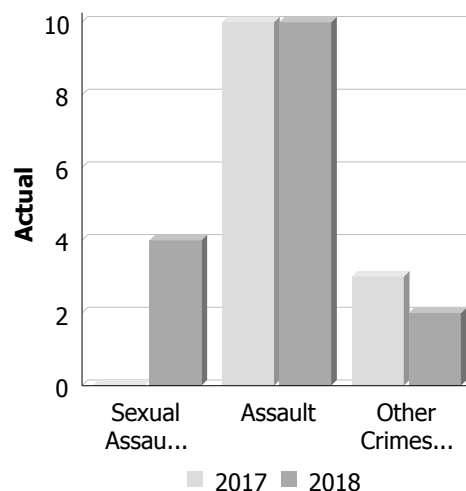


**Police Services Board Report for Haldimand County**  
**Records Management System**  
**March - 2018**

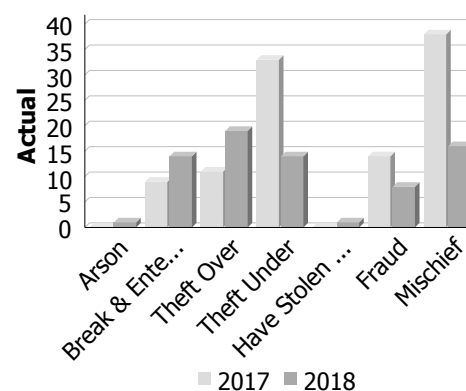
**Violent Crime**

Actual	March			Year to Date - March		
	2017	2018	% Change	2017	2018	% Change
Murder	0	0	--	0	0	--
Other Offences Causing Death	0	0	--	0	0	--
Attempted Murder	0	0	--	0	0	--
Sexual Assault	0	4	--	3	7	133.3%
Assault	10	10	0.0%	34	27	-20.6%
Abduction	0	0	--	0	0	--
Robbery	0	0	--	1	1	0.0%
Other Crimes Against a Person	3	2	-33.3%	9	10	11.1%
<b>Total</b>	<b>13</b>	<b>16</b>	<b>23.1%</b>	<b>47</b>	<b>45</b>	<b>-4.3%</b>



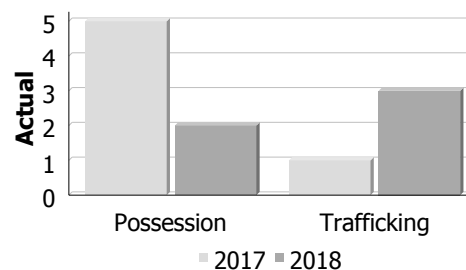
**Property Crime**

Actual	March			Year to Date - March		
	2017	2018	% Change	2017	2018	% Change
Arson	0	1	--	2	1	-50.0%
Break & Enter	9	14	55.6%	47	27	-42.6%
Theft Over	11	19	72.7%	44	45	2.3%
Theft Under	33	14	-57.6%	81	51	-37.0%
Have Stolen Goods	0	1	--	7	7	0.0%
Fraud	14	8	-42.9%	36	27	-25.0%
Mischief	38	16	-57.9%	69	43	-37.7%
<b>Total</b>	<b>105</b>	<b>73</b>	<b>-30.5%</b>	<b>286</b>	<b>201</b>	<b>-29.7%</b>

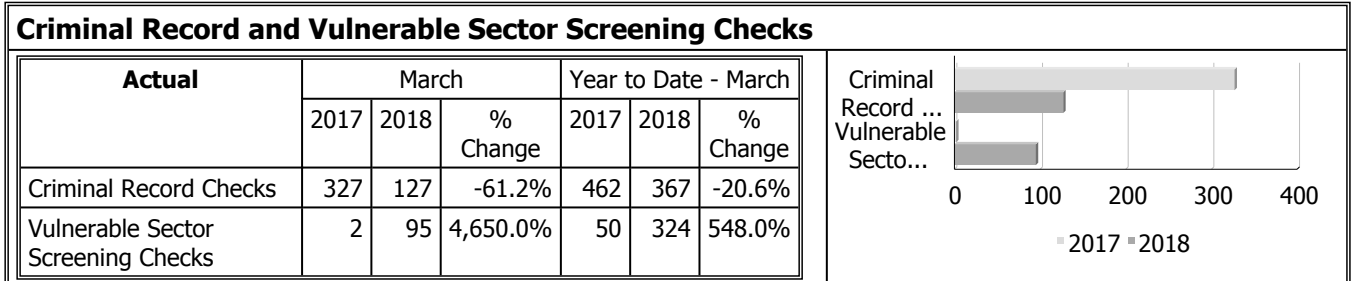
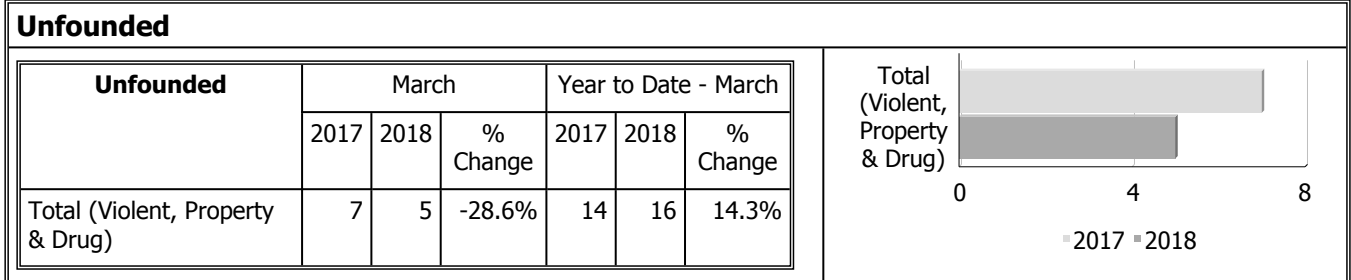
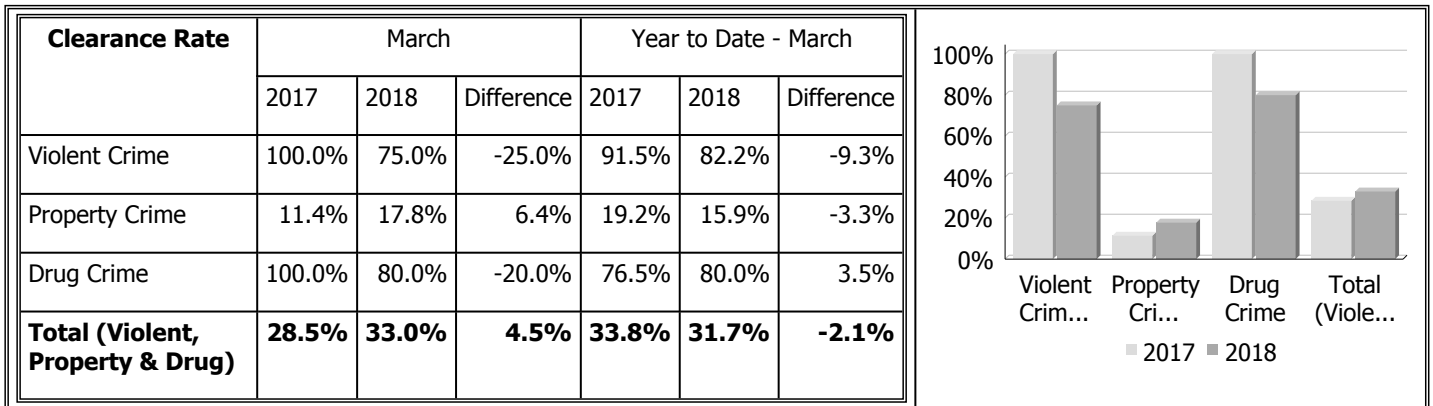


**Drug Crime**

Actual	March			Year to Date - March		
	2017	2018	% Change	2017	2018	% Change
Possession	5	2	-60.0%	15	7	-53.3%
Trafficking	1	3	200.0%	2	3	50.0%
Importation and Production	0	0	--	0	0	--
<b>Total</b>	<b>6</b>	<b>5</b>	<b>-16.7%</b>	<b>17</b>	<b>10</b>	<b>-41.2%</b>



**Police Services Board Report for Haldimand County**  
**Records Management System**  
**March - 2018**



Data contained within this report is dynamic in nature and numbers will change over time as the Ontario Provincial Police continue to investigate and solve crime.

**Data Utilized**

- Major Crimes
- Niche RMS All Offence Level Business Intelligence Cube

**Police Services Board Report for Haldimand County  
2018/Mar**

<b>Public Complaints</b>	
Policy	0
Service	0
Conduct	0

**Date information collected from Professional Standards Bureau Commander Reports:** 2018-04-16

**Data Source**

Ontario Provincial Police, Professional Standards Bureau Commander Reports

- Includes all public policy, service and conduct complaints submitted to the Office of the Independent Police Review Director (OIPRD)

<b>Secondary Employment</b>
-----------------------------

<b>Intelligence Led Policing - Crime Abatement Strategy</b>	
Number of Offenders in Program	7
Number of Offenders Charged	0
Number of Charges Laid	0
Number of Checks Performed	1

**Date information was collected from Records Management System:** 2018-04-16

<b>Daily Activity Reporting Patrol Hours</b>	
<b>Total Hours</b>	<b>2018/Mar</b>
Number of Cruiser Patrol Hours	299.75
Number of Motorcycle Patrol Hours	0.00
Number of Marine Patrol Hours	0.00
Number of ATV Patrol Hours	0.00
Number of Snowmobile Patrol Hours	0.00
Number of Bicycle Patrol Hours	0.00
Number of Foot Patrol Hours	85.50
Number of School Patrol Hours	43.25

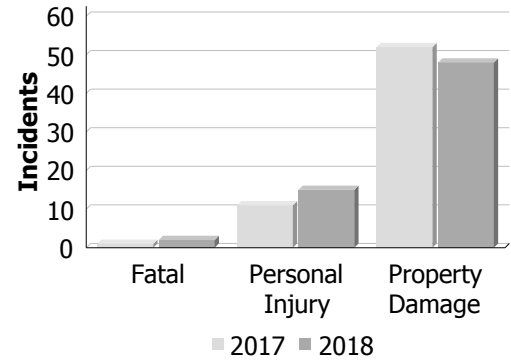
**Data source (Daily Activity Reporting System) date:** 2018/04/16

**Report Generated on:**  
Apr 16, 2018 8:15:49 AM  
PP-CSC-Operational Planning-4300

**Police Services Board Report for Haldimand County**  
**Collision Reporting System**  
**March - 2018**

**Motor Vehicle Collisions by Type**

Incidents	March			Year to Date - March		
	2017	2018	% Change	2017	2018	% Change
Fatal	1	2	100.0%	1	4	300.0%
Personal Injury	11	15	36.4%	35	36	2.9%
Property Damage	52	48	-7.7%	146	156	6.8%
<b>Total</b>	<b>64</b>	<b>65</b>	<b>1.6%</b>	<b>182</b>	<b>196</b>	<b>7.7%</b>



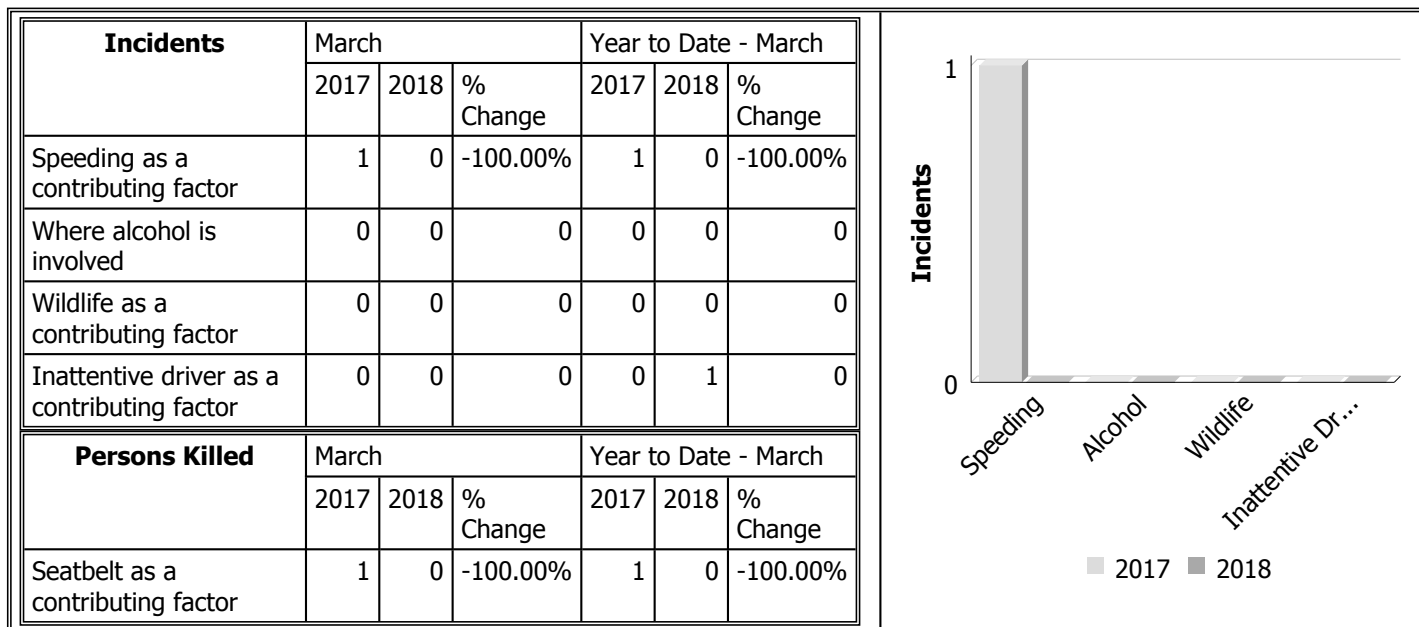
**Fatalities in Detachment Area**

Incidents		March			Year to Date - March		
		2017	2018	% Change	2017	2018	% Change
Motor Vehicle Collision	Fatal Incidents	1	2	100.0%	1	4	300.0%
	Alcohol Related	0	0	--	0	0	--
Off-Road Vehicle	Fatal Incidents	0	0	--	0	0	--
	Alcohol Related	0	0	--	0	0	--
Motorized Snow Vehicle	Fatal Incidents	0	0	--	0	0	--
	Alcohol Related	0	0	--	0	0	--

Persons Killed	March			Year to Date - March		
	2017	2018	% Change	2017	2018	% Change
Motor Vehicle Collision	3	2	-33.3%	3	4	33.3%
Off-Road Vehicle	0	0	--	0	0	--
Motorized Snow Vehicle	0	0	--	0	0	--

**Police Services Board Report for Haldimand County**  
**Collision Reporting System**  
**March - 2018**



**Data Utilized**

- SQL online application reporting system – OPP CRS 2.3.09
- Collision Reporting System Business Intelligence Cube

**Report Generated on:**  
 Apr 16, 2018 8:21:00 AM  
 PP-CSC-Operational Planning-4300

## 2018 - Foot Patrol Hours - Haldimand County



2018	Caledonia	Cayuga	Dunnville	Hagersville	Jarvis	Selkirk	Provincial Parks	Total
January	16.25	41.25	49.25	6	2.5	5.25	1	121.5
February	7	26	38.5	12.25	1.25	2	0	87
March	13.25	14.5	40	13	2.5	2.25	0	85.5