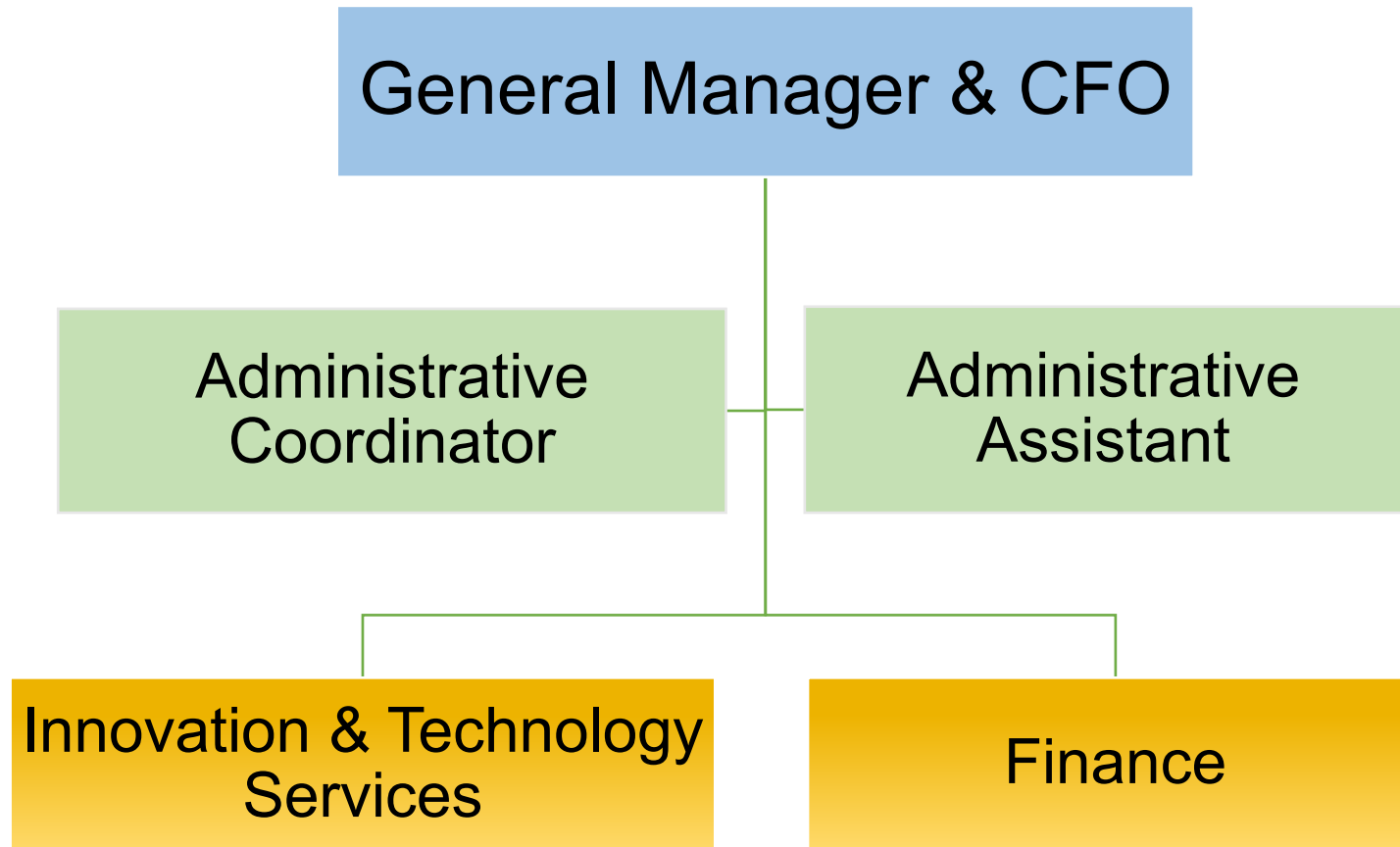


Financial & Data Services 2023-2024 Biennial Presentation

Mark Merritt, CPA, CA
General Manager & Chief Financial Officer

Financial & Data Services - Current





2023-2024 FDS Highlights

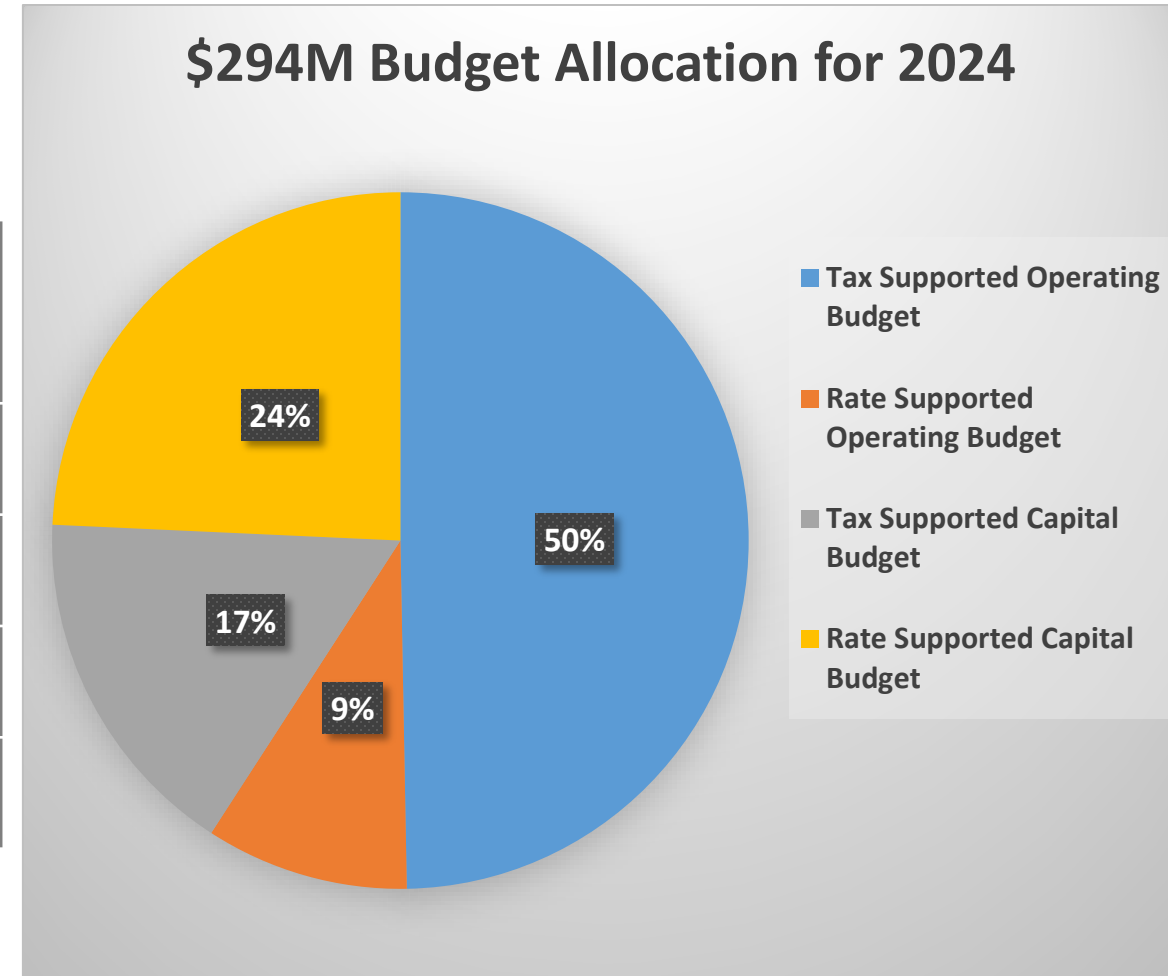
TSR Stream 3

M365

Money Project

2023 & 2024 Budget Figures

\$ millions	Operating Budget			Capital Budget			TOTAL Expenditures
	Tax	Rate	Total	Tax	Rate	Total	
2021	\$122.4	\$22.2	\$144.6	\$40.1	\$7.1	\$47.2	\$191.8
2022	\$129	\$24.6	\$153.6	\$35.9	\$34	\$69.9	\$223.5
2023	\$138.2	\$27.7	\$165.9	\$32.6	\$22.8	\$55.4	\$221.3
2024	\$146.2	\$27.7	\$173.9	\$48.8	\$71.3	\$120.1	\$294.0



Financial & Data Services Administration Budget 2025

	Admin	Finance	ITS	Total
Total Expenditures	460,820	27,633,760	4,254,880	32,349,460
Less: Interdepartmental Charges	-	(494,490)	(1,282,550)	(1,777,040)
Net Expenditures	-	27,139,270	2,972,330	30,111,600
Less: Revenue	-	28,714,580	120,330	28,832,910
NET IMPACT	460,820	(1,575,310)	2,852,000	1,278,690

Division Staff	2022	2023	2024	2025
FDS Administration	3	3	3	3
Finance	17	17	17	17
Innovation & Technology Services	13	14	16	16
Total FTE	33	34	36	36



FDS 2025 Priorities

Comprehensive
Financial
Strategy

Haldimand County
Corporate Digital
Innovation Strategy

Development
Charges Update

Finance Division

Accounting Services

- Corporate Accounting and Financial Systems Operation
- Collaborative Financial Processes
 - Reconciliations, internal controls, AP/AR, audit working papers, record retention

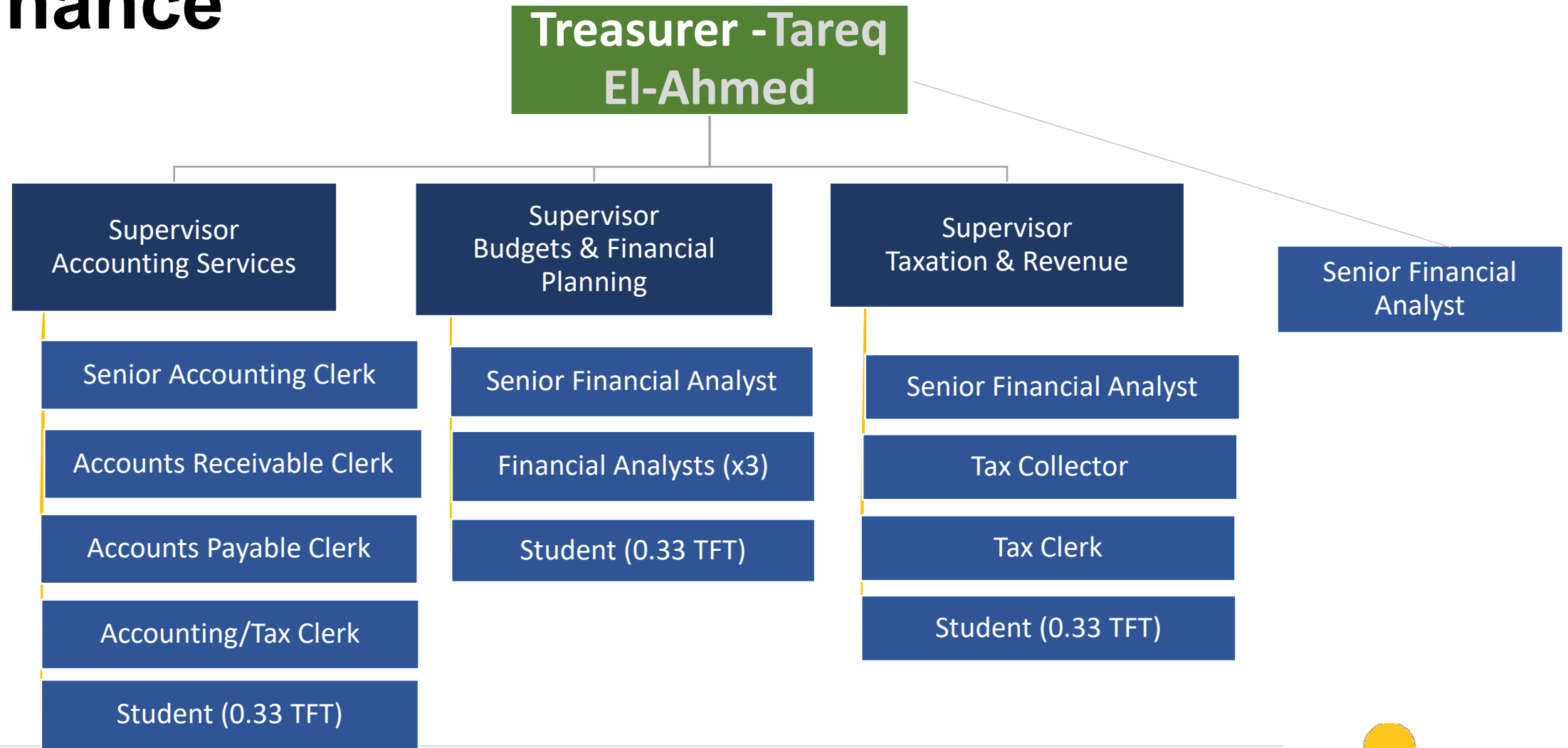
Budgets & Financial Planning

- Financial Policy and Program Support
- Financial Reporting
- Collaborative Financial Planning Processes
 - Budget development, variance reporting, cost forecasting, funding advice, grant reporting

Taxation & Revenue

- Financial Modeling and Complex Calculations
- Policy and Legislative Compliance
- Collaborative Revenue Processes
 - User fees, WWW fees, Development Charges, Property Taxes, Municipal Drains

Finance



Finance 2023-2024 Highlights

Annual Credit Rating
(affirmed at AA-Stable)

Development and
implementation of new
Chart of Accounts
structure across
corporate systems

Recruitment of
leadership team with the
hiring Supervisor of
Revenue & Taxation
(2023) and of Treasurer
(2024)

Continued professional
growth within the
Finance Team

Complete revamp,
modernization, and
standardization taxation
forms.



2023-2024 Property Taxes

	2022	2023	2024
Property Tax Levy	\$76,221,100	\$80,305,850	\$86,097,640
Payments made by Mortgage Company	3,215 or 13.3%	3,107 or 13.1%	3,128 or 12.9%
Tax Payments made by pre-authorized payments (PAP)	5,385 or 22.3%	5,608 or 22.8%	5,813 or 23.9%
Total Tax Accounts	23,610	23,655	24,324
Tax Accounts in Arrears	12.3%	13.2%	15.2%
Average Residential Property Tax	\$3,434	\$3,560	\$3,720

Accounting

Accounts Payable (per year)	2022	2023	2024
Invoices Processed	19,617	20,055	19,528
Cheques Issued	1,684	1,616	1,424
Electronic Payments (EFT's & Wire)	6,707	7,223	7,102
Accounts Receivable (per year)			
Invoices	5,827	5,303	5,688
Water & Wastewater			
WWW Metered User Rates Revenue	\$13,823,090	\$15,208,660	\$16,040,640
Number of WWW Accounts Billed	10,550	10,925	11,200

Finance – 2025 Priorities

Finance Policy Review
and Updates

Development Charges
Background Study

Water & Wastewater
Rate Study

Water/Wastewater E-
Billing

Front End Financing
Agreements

Post-Money Project
Enhancements



Innovation & Technology Services

Infrastructure, Cloud and Security

- First line of support of internal customers
- Administer and maintain 250+ mobile devices
- 560 endpoint computing devices
- Servers, security, updates, data storage, security

Business Solutions, GIS & Data

- 2nd and 3rd level of tech support
- Solutions planning and evolution
- Capital projects & prioritization
- Application security
- Enterprise applications
- Solutions development
- Project management
- Data integrity, standards and quality
- Technology architecture

Innovation & Technology Services

Chief Information Officer (CIO) –
Mike Brousseau

Supervisor, Infrastructure, Cloud & Security

Senior Network & Technology Analyst (x2)

Network & Technology Analyst

Senior Service Desk Analyst

Service Desk Analyst (x2)

Student (0.5 FTE)

Supervisor, Business Solutions, GIS and Data

Project Manager/
Business Analyst (x2)

DBA & Solutions Analyst

GIS & Solutions Analyst

Solutions Analyst (x2)

Integrations Developer (TFT)

Student (0.5 FTE)



2023-2024 ITS Highlights

Strategic Staffing of the IT Division by Hiring of the Chief Information Officer and New Staffing

Enhancing Cyber Security Posture through External Auditing, AI Enabled Security, MFA and Single Sign-On

Money, Assets, & People Project Modernizing Enterprise Resource Planning Solutions

Cloud First Solutions Strategy & Migrating Core Solutions to the Cloud

Deployment of Online Services such including Permitting, Licensing, and Updated Website

2023-2024 Service Desk Statistics



Processed 12,800 IT Helpdesk Tickets

...of those 1,536 were Staff Change Notifications tickets

IT Helpdesk	2023	2024
Tickets Submitted	6,914	5,969
Tickets Closed/Resolved at Initial Support Level	6,051	5,112
Average Tickets per month	576	497
Phone Interactions	1,923	3,094
Staff Change Notifications	758	778



ITS 2025 Priorities

M365 Transition

IT Policy Review
and Updates

TSR Process
Review and
Updates

Continued
Software Inventory
& Migration to
Cloud

GIS Strategy

Product
Management
Groups

Questions?

