



**HALDIMAND OPP DETACHMENT BOARD
CONSEIL DU DÉTACHEMENT DE HALDIMAND DE
LA POLICE PROVINCIALE**

**HALDIMAND OPP DETACHMENT
DÉTACHEMENT DE HALDIMAND DE LA POLICE PROVINCIALE**

Haldimand O.P.P. Detachment Board Report

April 2025



Ontario Provincial Police – West Region



@OPP_WR

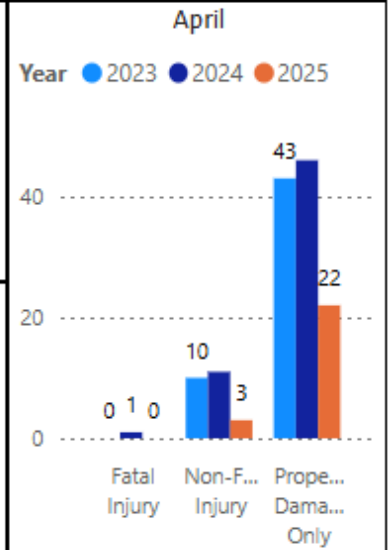


OPP Detachment Board Report Collision Reporting System April 2025

Motor Vehicle Collisions by Type

April						
Year	2023		2024		2025	
CollisionType	Incidents	% Change	Incidents	% Change	Incidents	% Change
Fatal Injury	0	--	1	--	0	-100.0%
Non-Fatal Injury	10	66.7%	11	10.0%	3	-72.7%
Property Damage Only	43	0.0%	46	7.0%	22	-52.2%
Total	53	8.2%	58	9.4%	25	-56.9%

YTD						
Year	2023		2024		2025	
CollisionType	Incidents	% Change	Incidents	% Change	Incidents	% Change
Fatal Injury	0	-100.0%	3	--	0	-100.0%
Non-Fatal Injury	40	73.9%	54	35.0%	34	-37.0%
Property Damage Only	176	-14.6%	207	17.6%	199	-3.9%
Total	216	-6.1%	264	22.2%	233	-11.7%





OPP Detachment Board Report Collision Reporting System April 2025

Fatalities in Detachment Area - Incidents

April

Type	Motor Vehicle			Motorized Snow Vehicle			Off-Road Vehicle		
Year	Alcohol/Drugs	Incidents	% Change	Alcohol/Drugs	Incidents	% Change	Alcohol/Drugs	Incidents	% Change
2023	0	0	--	0	0	--	0	0	--
2024	1	1	--	0	0	--	0	0	--
2025	0	0	-100.0%	0	0	--	0	0	--

YTD

Type	Motor Vehicle			Motorized Snow Vehicle			Off-Road Vehicle		
Year	Alcohol/Drugs	Incidents	% Change	Alcohol/Drugs	Incidents	% Change	Alcohol/Drugs	Incidents	% Change
2023	0	0	-100.0%	0	0	--	0	0	--
2024	2	3	--	0	0	--	0	0	--
2025	0	0	-100.0%	0	0	--	0	0	--

Fatalities in Detachment Area - Persons Killed

April

Type	Motor Vehicle		Motorized Snow Vehicle		Off-Road Vehicle	
Year	Persons Killed	% Change	Persons Killed	% Change	Persons Killed	% Change
2023	0	--	0	--	0	--
2024	1	--	0	--	0	--
2025	0	-100.0%	0	--	0	--

YTD

Type	Motor Vehicle		Motorized Snow Vehicle		Off-Road Vehicle	
Year	Persons Killed	% Change	Persons Killed	% Change	Persons Killed	% Change
2023	0	-100.0%	0	--	0	--
2024	3	--	0	--	0	--
2025	0	-100.0%	0	--	0	--

Primary Causal Factors in Fatal Motor Vehicle Collisions

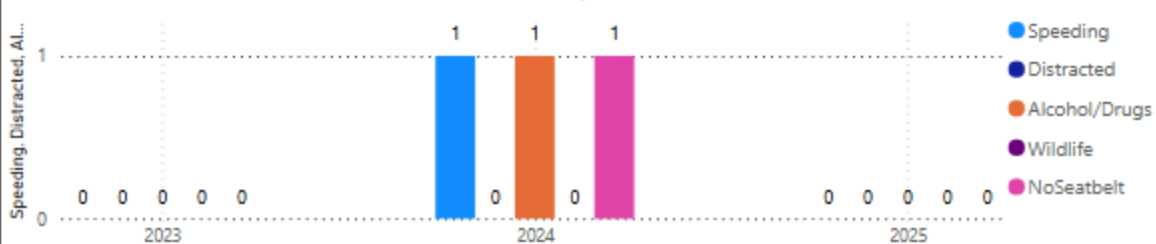
April

	2023	2024	2025
Speeding	0	1	0
Speeding % Change	--	--	-100.0%
Distracted	0	0	0
Distracted % Change	--	--	--
Alcohol/Drugs	0	1	0
Alcohol/Drugs % Change	--	--	-100.0%
Wildlife	0	0	0
Wildlife % Change	--	--	--
NoSeatbelt	0	1	0
NoSeatbelt YoY%	--	--	-100.0%

YTD

	2023	2024	2025
Speeding	0	2	0
Speeding % Change	--	--	-100.0%
Distracted	0	1	0
Distracted % Change	--	--	-100.0%
Alcohol/Drugs	0	2	0
Alcohol/Drugs % Change	--	--	-100.0%
Wildlife	0	0	0
Wildlife % Change	--	--	--
NoSeatbeltYTD	0	1	0
NoSeatbeltYTD YoY%	--	--	-100.0%

April





OPP Detachment Board Report Collision Reporting System April 2025

Criminal Code and Provincial Statute Charges Laid

April

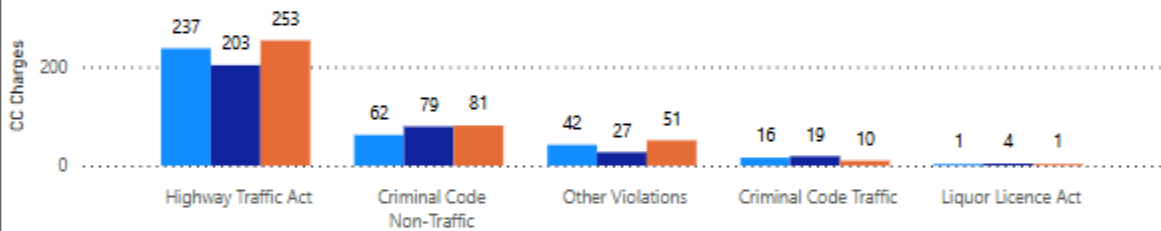
Year	2023		2024		2025	
ChargeCategory1	Offence Count	% Change	Offence Count	% Change	Offence Count	% Change
Criminal Code Non-Traffic	62	34.8%	79	27.4%	81	2.5%
Criminal Code Traffic	16	-20.0%	19	18.8%	10	-47.4%
Highway Traffic Act	237	-41.3%	203	-14.3%	253	24.6%
Liquor Licence Act	1	-83.3%	4	300.0%	1	-75.0%
Other Violations	42	10.5%	27	-35.7%	51	88.9%
Total	358	-30.4%	332	-7.3%	396	19.3%

YTD

Year	2023		2024		2025	
ChargeCategory1	Offence Count	% Change	Offence Count	% Change	Offence Count	% Change
Criminal Code Non-Traffic	250	3.7%	327	30.8%	277	-15.3%
Criminal Code Traffic	58	-9.4%	56	-3.4%	72	28.6%
Highway Traffic Act	708	-5.7%	665	-6.1%	774	16.4%
Liquor Licence Act	11	-8.3%	21	90.9%	7	-66.7%
Other Violations	117	11.4%	117	0.0%	152	29.9%
Total	1,144	-2.5%	1,186	3.7%	1,282	8.1%

April

Year ● 2023 ● 2024 ● 2025



Traffic Related Charges

April

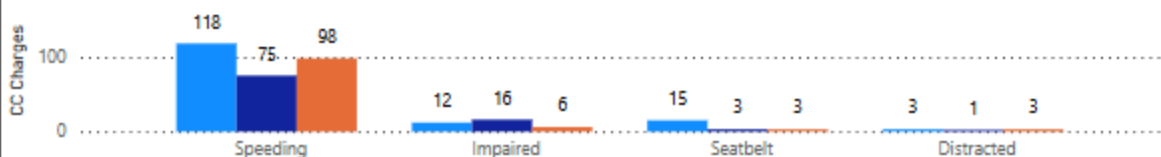
Year	2023		2024		2025	
ChargeCategory2	Offence Count	% Change	Offence Count	% Change	Offence Count	% Change
Speeding	118	-48.2%	75	-36.4%	98	30.7%
Seatbelt	15	-57.1%	3	-80.0%	3	0.0%
Impaired	12	-29.4%	16	33.3%	6	-62.5%
Distracted	3	-57.1%	1	-66.7%	3	200.0%

YTD

Year	2023		2024		2025	
ChargeCategory2	Offence Count	% Change	Offence Count	% Change	Offence Count	% Change
Speeding	269	-32.4%	212	-21.2%	316	49.1%
Seatbelt	16	-57.9%	14	-12.5%	8	-42.9%
Impaired	44	-6.4%	39	-11.4%	46	17.9%
Distracted	9	-10.0%	7	-22.2%	9	28.6%

April

Year ● 2023 ● 2024 ● 2025





OPP Detachment Board Report Collision Reporting System April 2025

eTicketing Warnings

April

Year	2024		2025	
Type	Total	% Change	Total	% Change
Warning	216	11.9%	224	3.7%

YTD



Year	2024		2025	
Type	Total	% Change	Total	% Change
Warning	681	7.4%	639	-6.2%

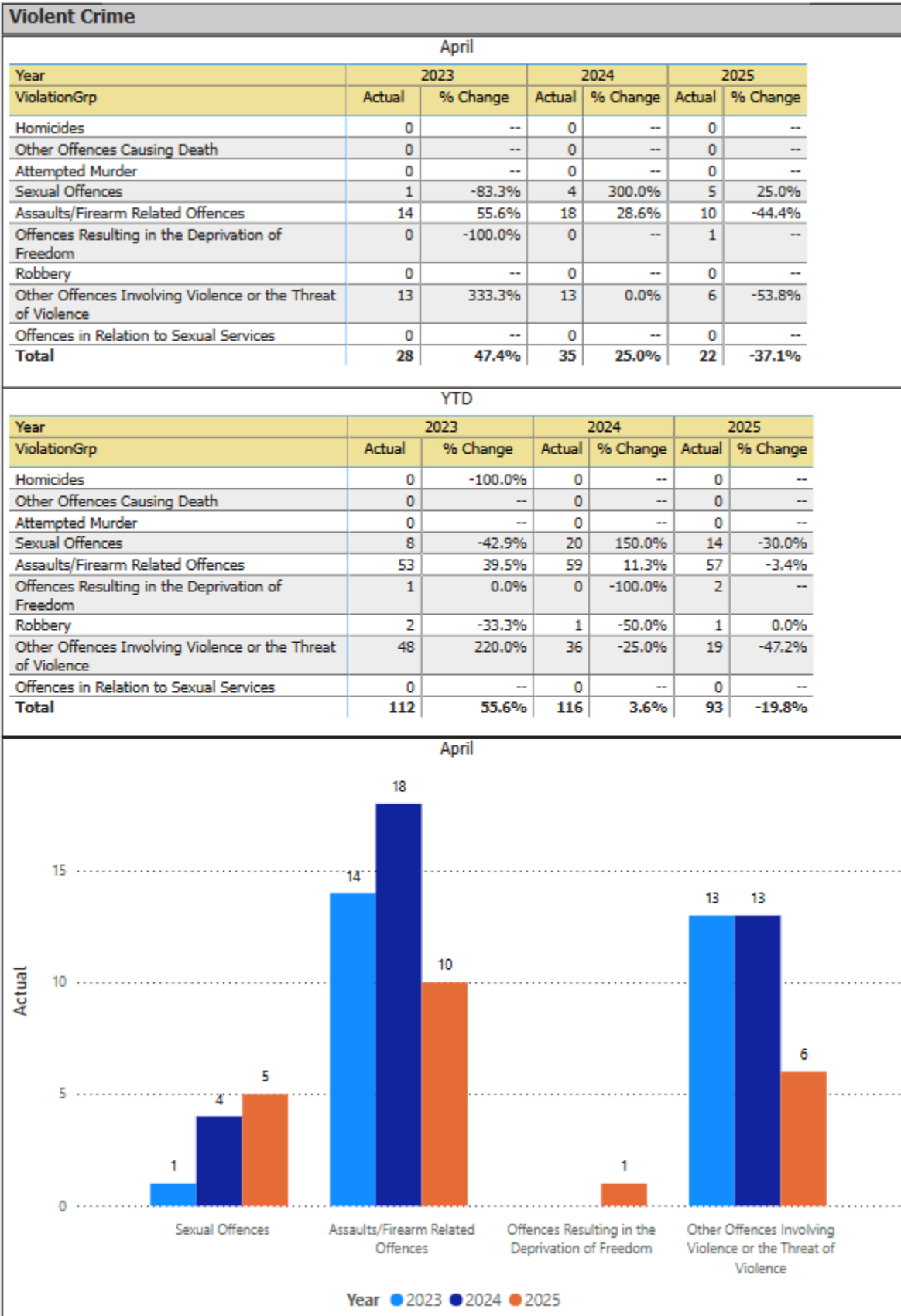
April

Type ● Warning





OPP Detachment Board Report Collision Reporting System April 2025





OPP Detachment Board Report Collision Reporting System April 2025

Property Crime

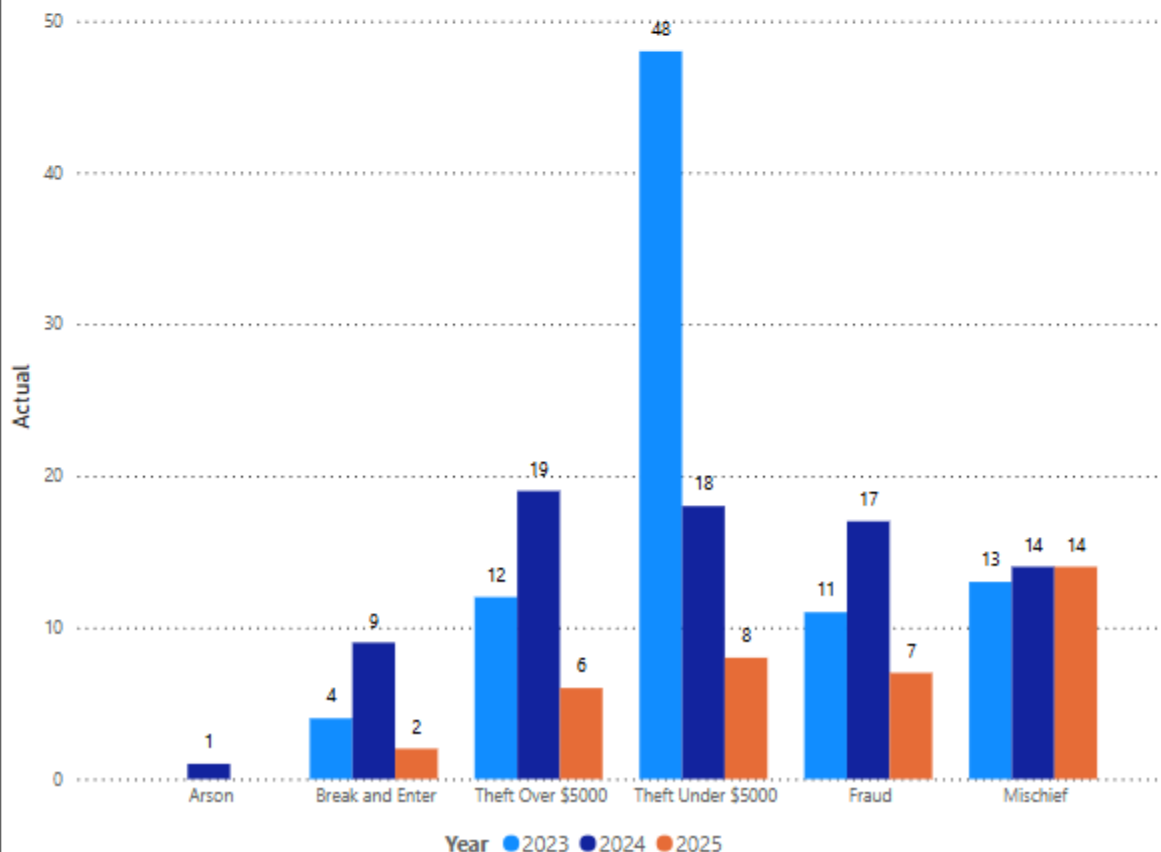
April

Year	2023		2024		2025	
ViolationGrp	Actual	% Change	Actual	% Change	Actual	% Change
Arson	0	--	1	--	0	-100.0%
Break and Enter	4	33.3%	9	125.0%	2	-77.8%
Theft Over \$5000	12	33.3%	19	58.3%	6	-68.4%
Theft Under \$5000	48	242.9%	18	-62.5%	8	-55.6%
Possession/Trafficking Stolen Goods	0	--	0	--	0	--
Fraud	11	-35.3%	17	54.5%	7	-58.8%
Mischief	13	0.0%	14	7.7%	14	0.0%
Total	88	57.1%	78	-11.4%	37	-52.6%

YTD

Year	2023		2024		2025	
ViolationGrp	Actual	% Change	Actual	% Change	Actual	% Change
Arson	2	100.0%	2	0.0%	1	-50.0%
Break and Enter	29	123.1%	28	-3.4%	19	-32.1%
Theft Over \$5000	57	111.1%	66	15.8%	57	-13.6%
Theft Under \$5000	111	73.4%	81	-27.0%	55	-32.1%
Possession/Trafficking Stolen Goods	3	-40.0%	3	0.0%	4	33.3%
Fraud	70	22.8%	78	11.4%	67	-14.1%
Mischief	50	-5.7%	63	26.0%	57	-9.5%
Total	322	46.4%	321	-0.3%	260	-19.0%

April





OPP Detachment Board Report Collision Reporting System April 2025

Drug Crime

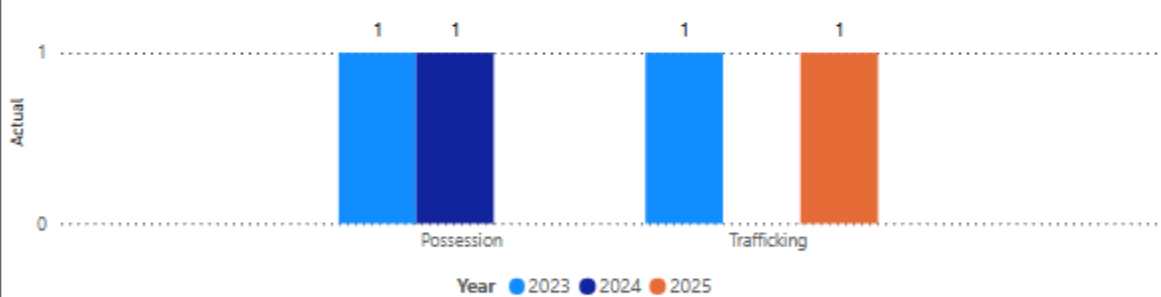
April

Year	2023		2024		2025	
ViolationGrp	Actual	% Change	Actual	% Change	Actual	% Change
Possession	1	-66.7%	1	0.0%	0	-100.0%
Trafficking	1	0.0%	0	-100.0%	1	--
Importation & Production	0	--	0	--	0	--
Cannabis Possession	0	--	0	--	0	--
Cannabis Distribution	0	--	0	--	0	--
Cannabis Sale	0	--	0	--	0	--
Cannabis Importation & Exportation	0	--	0	--	0	--
Cannabis Production	0	--	0	--	0	--
Other Cannabis Violations	0	--	0	--	0	--
Total	2	-50.0%	1	-50.0%	1	0.0%

YTD

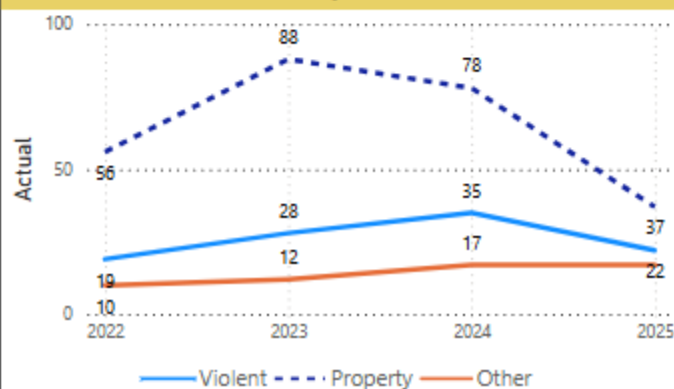
Year	2023		2024		2025	
ViolationGrp	Actual	% Change	Actual	% Change	Actual	% Change
Possession	8	100.0%	3	-62.5%	1	-66.7%
Trafficking	1	-83.3%	0	-100.0%	2	--
Importation & Production	0	--	0	--	0	--
Cannabis Possession	0	--	0	--	0	--
Cannabis Distribution	0	--	0	--	0	--
Cannabis Sale	0	--	0	--	0	--
Cannabis Importation & Exportation	0	--	0	--	0	--
Cannabis Production	0	--	0	--	0	--
Other Cannabis Violations	0	--	0	--	0	--
Total	9	-10.0%	3	-66.7%	3	0.0%

April



Top 3 Violation Types

April



Top 5 Violation Groups

April

ViolationGrp	2022	2023	2024	2025	Total
Theft Under \$5000	14	48	18	8	88
Mischief	13	13	14	14	54
Fraud	17	11	17	7	52
Assaults/Firearm Related Offences	9	14	18	10	51
Theft Over \$5000	9	12	19	6	46



OPP Detachment Board Report Collision Reporting System April 2025

Other Crime Occurrences

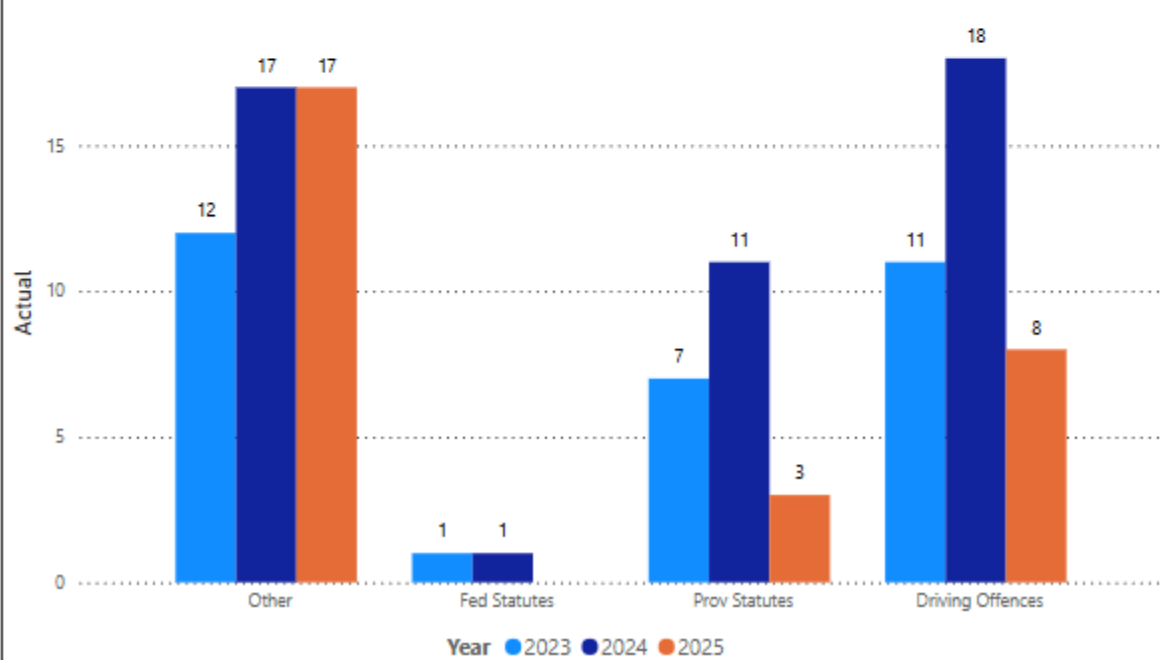
April

Year	2023		2024		2025	
Violation_rollup	Actual	% Change	Actual	% Change	Actual	% Change
Other	12	20.0%	17	41.7%	17	0.0%
Fed Statutes	1	--	1	0.0%	0	-100.0%
Prov Statutes	7	-56.3%	11	57.1%	3	-72.7%
Driving Offences	11	-38.9%	18	63.6%	8	-55.6%
Total	31	-29.5%	47	51.6%	28	-40.4%

YTD

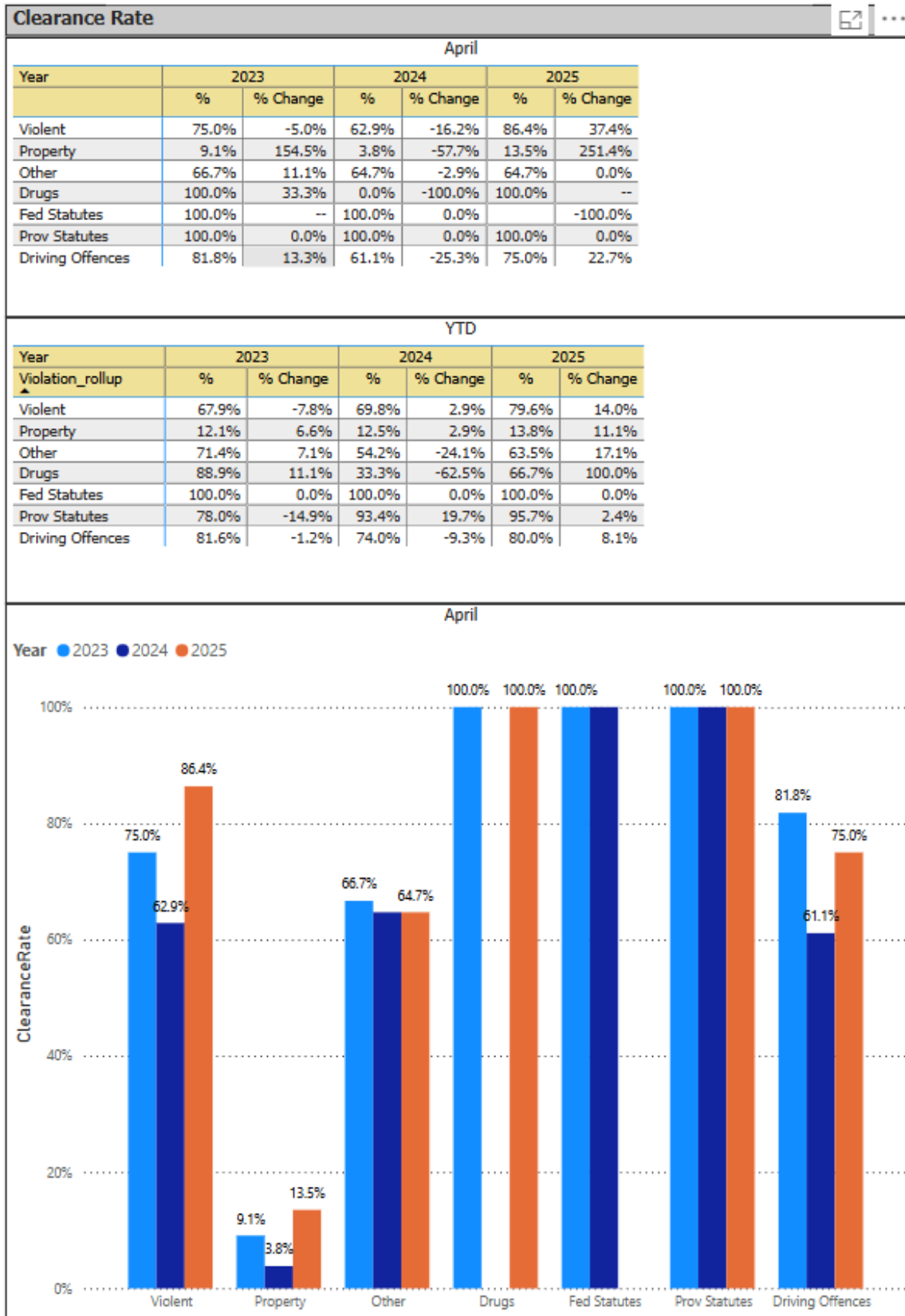
Year	2023		2024		2025	
Violation_rollup	Actual	% Change	Actual	% Change	Actual	% Change
Other	56	16.7%	59	5.4%	63	6.8%
Fed Statutes	1	0.0%	2	100.0%	1	-50.0%
Prov Statutes	41	-14.6%	61	48.8%	23	-62.3%
Driving Offences	38	-17.4%	50	31.6%	45	-10.0%
Total	136	-4.9%	172	26.5%	132	-23.3%

April





OPP Detachment Board Report Collision Reporting System April 2025





OPP Detachment Board Report Collision Reporting System April 2025

Unfounded

April

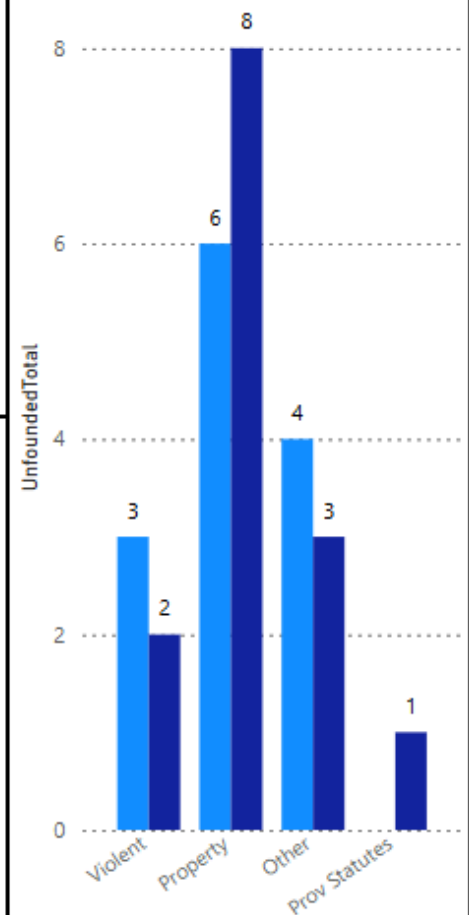
Year	2023		2024		2025	
Violation_rollup	Count	% Change	Count	% Change	Count	% Change
Violent	3	-40.0%	2	-33.3%	0	-100.0%
Property	6	100.0%	8	33.3%	0	-100.0%
Other	4	100.0%	3	-25.0%	0	-100.0%
Drugs	0	--	0	--	0	--
Fed Statutes	0	--	0	--	0	--
Prov Statutes	0	--	1	--	0	-100.0%
Driving Offences	0	--	0	--	0	--
Total	13	30.0%	14	7.7%	0	-100.0%

YTD

Year	2023		2024		2025	
Violation_rollup	Count	% Change	Count	% Change	Count	% Change
Violent	10	25.0%	11	10.0%	10	-9.1%
Property	20	42.9%	29	45.0%	5	-82.8%
Other	11	120.0%	8	-27.3%	4	-50.0%
Drugs	0	--	0	--	0	--
Fed Statutes	0	-100.0%	0	--	0	--
Prov Statutes	0	--	1	--	0	-100.0%
Driving Offences	0	--	0	--	0	--
Total	41	46.4%	49	19.5%	19	-61.2%

April

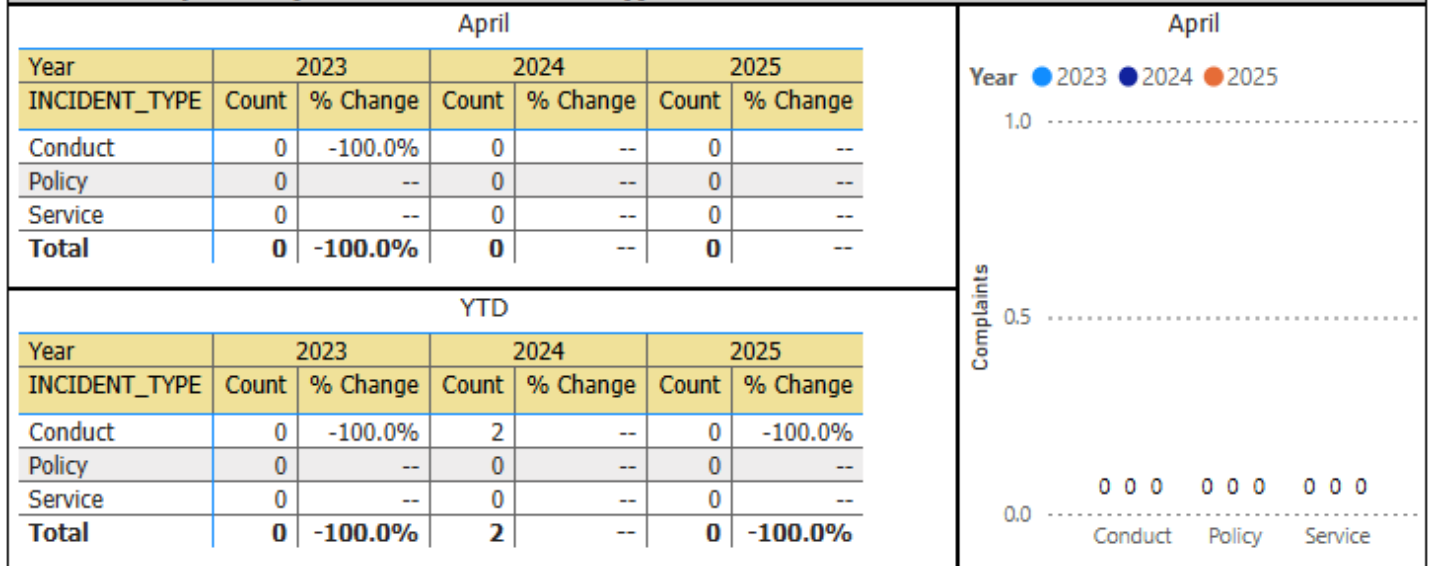
Year ● 2023 ● 2024



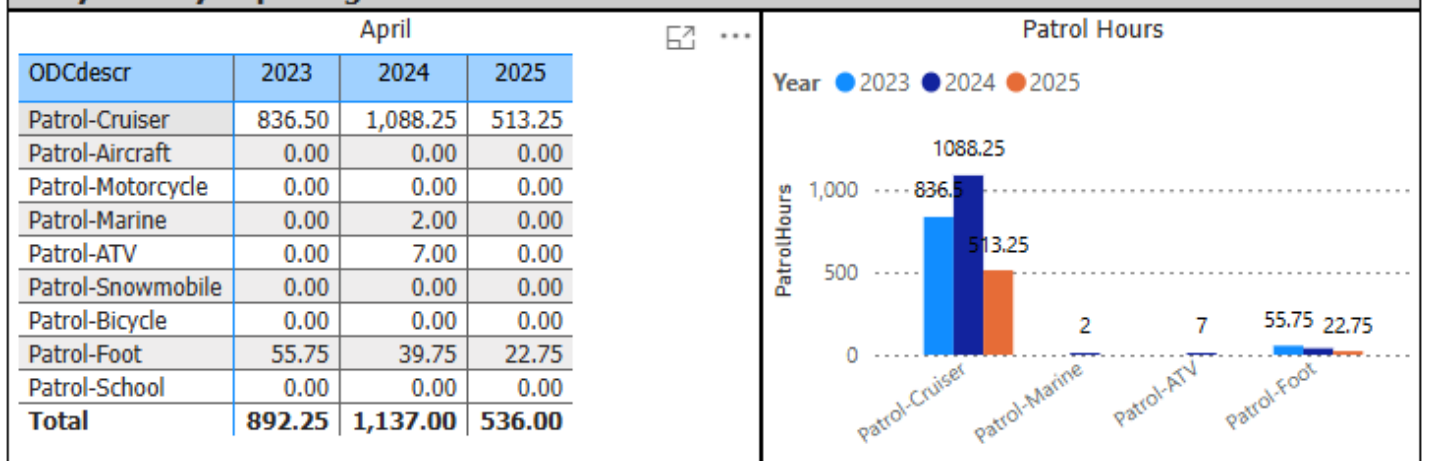


OPP Detachment Board Report Collision Reporting System April 2025

Public Complaints (Detachment Level Only)

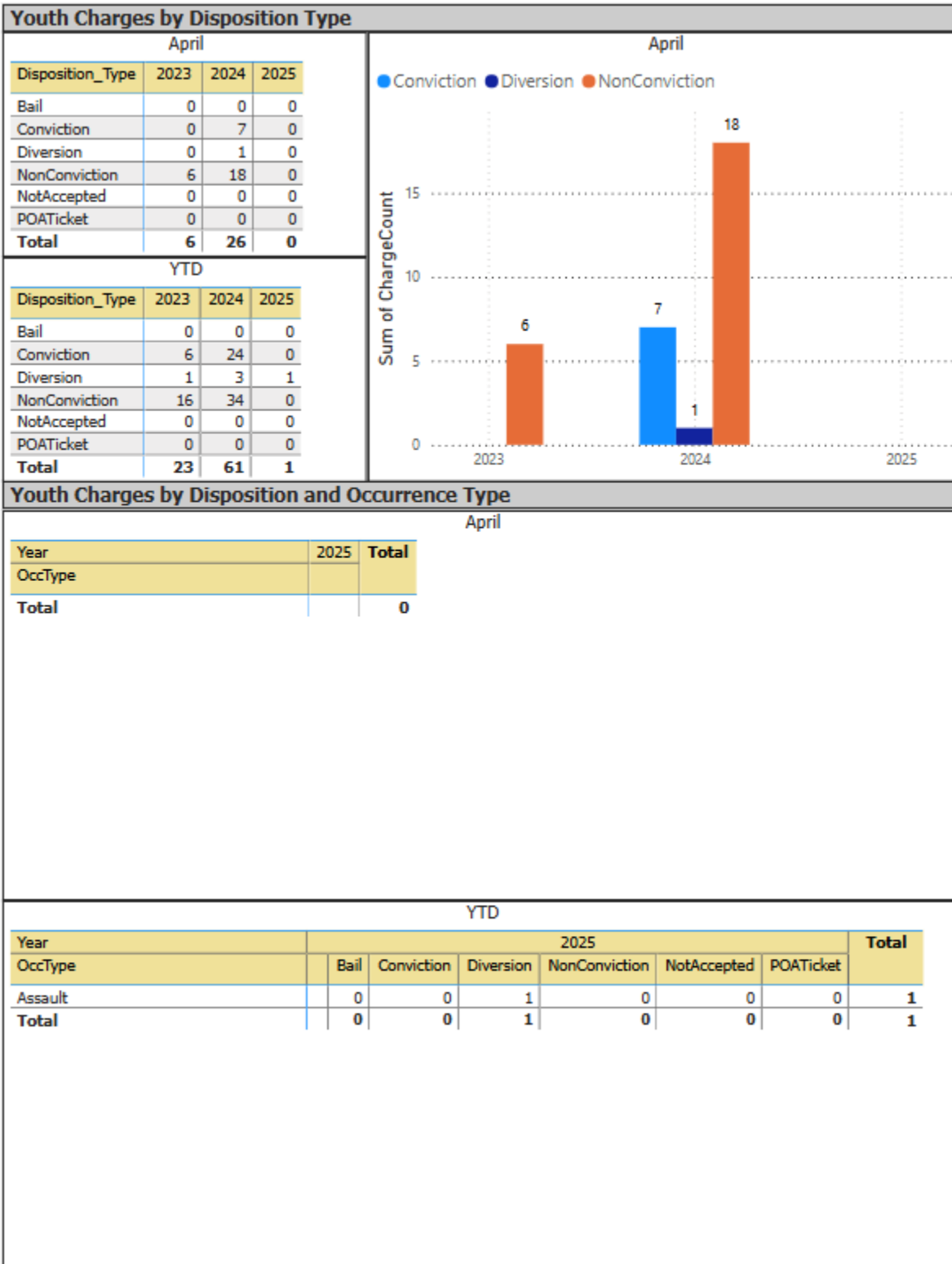


Daily Activity Reporting Patrol Hours





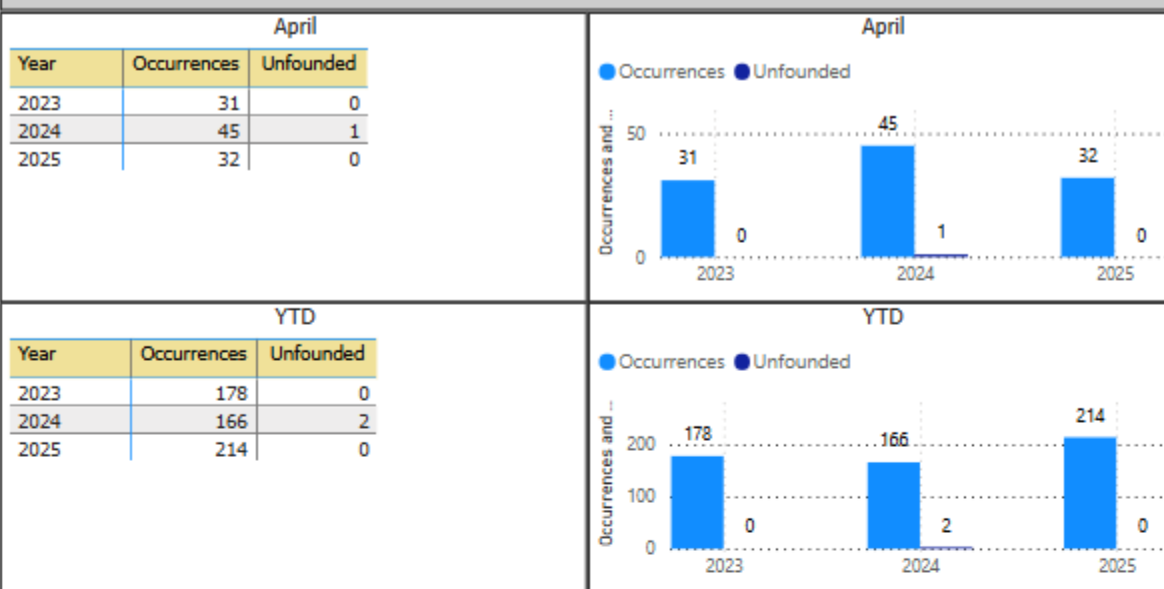
OPP Detachment Board Report Collision Reporting System April 2025





OPP Detachment Board Report Collision Reporting System April 2025

Mental Health Act Occurrences

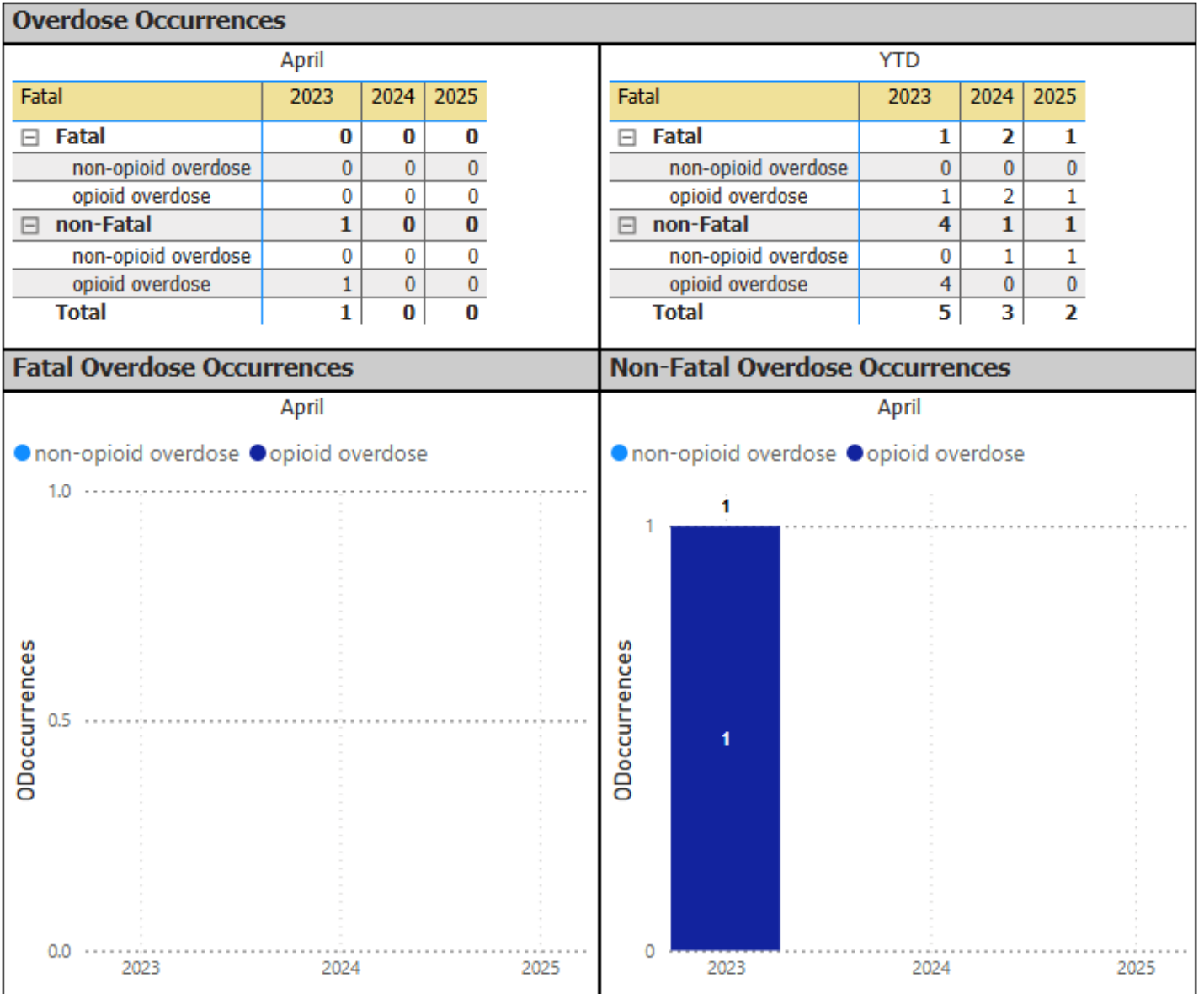


Mental Health Act Occurrences by Occurrence Type

April		
Year	2025	
OccurrenceType	Occurrences	Unfounded
Attempt or threat of suicide	9	0
Family dispute	2	0
Intimate Partner Violence	1	0
Mental health act	17	0
Sexual assault	2	0
Suspicious person	1	0
Total	32	0



OPP Detachment Board Report Collision Reporting System April 2025



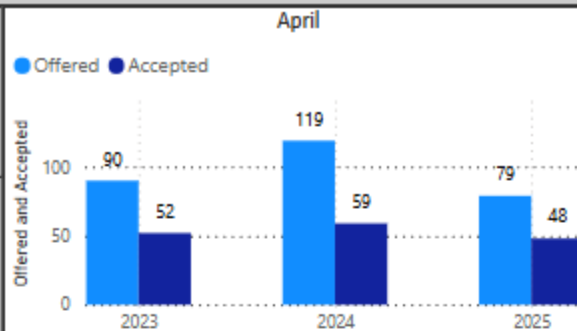


OPP Detachment Board Report Collision Reporting System April 2025

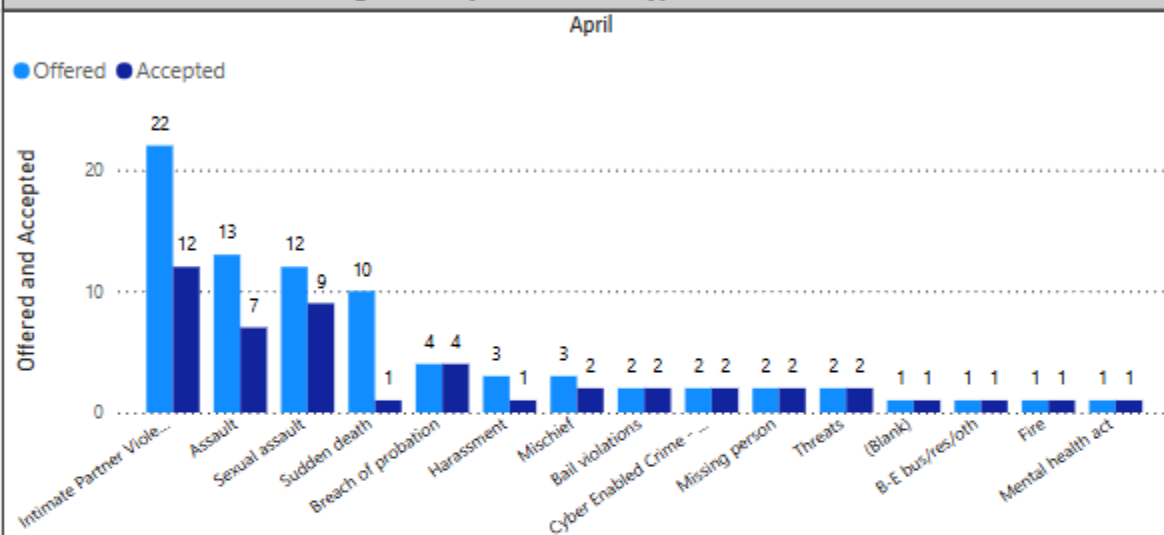
Referrals to Victim Service Agencies by Year

April			
Year	Offered	Accepted	% Accepted
2023	90	52	57.8%
2024	119	59	49.6%
2025	79	48	60.0%

YTD			
Year	Offered	Accepted	% Accepted
2023	352	159	44.7%
2024	386	185	47.6%
2025	412	215	51.8%



Referrals to Victim Service Agencies by Occurrence Type



Referrals Accepted (%) by Age Group

April			
PersonAgeRange	2023	2024	2025
	18.2%	12.2%	
11 - 16	100.0%	100.0%	33.3%
17 - 25	100.0%	66.7%	40.0%
26 - 45	95.5%	54.1%	69.2%
46 - 65	91.7%	81.8%	60.0%
6 - 10		0.0%	
Over 65	100.0%	100.0%	50.0%
Under 6			0.0%

YTD			
PersonAgeRange	2023	2024	2025
	6.7%	10.1%	
11 - 16	100.0%	86.7%	40.0%
17 - 25	100.0%	90.9%	38.5%
26 - 45	97.0%	80.0%	54.2%
46 - 65	97.8%	91.8%	53.7%
6 - 10		0.0%	100.0%
Over 65	100.0%	100.0%	48.5%
Under 6			16.7%

Referrals Not Offered

April			
ServicesNotOfferedReason	2023	2024	2025
	0	0	0
	0	0	0
Victim deceased or unable to respond	0	0	1
Victim resides outside Ontario	0	0	0

YTD			
ServicesNotOfferedReason	2023	2024	2025
	0	0	0
	0	0	0
Victim deceased or unable to respond	4	1	3
Victim resides outside Ontario	1	2	0

