



# Haldimand County Detachment Board Report

**December 2024**



**Ontario Provincial Police – West Region**



**@OPP\_WR**



**OPP Detachment Board Report  
Records Management System  
December 2024**

Motor Vehicle Collisions by Type						
December						
Year	2022		2023		2024	
CollisionType	Incidents	% Change	Incidents	% Change	Incidents	% Change
Fatal Injury	0	--	0	--	0	--
Non-Fatal Injury	6	--	7	16.7%	14	100.0%
Property Damage Only	88	--	62	-29.5%	82	32.3%
<b>Total</b>	<b>94</b>	<b>--</b>	<b>69</b>	<b>-26.6%</b>	<b>96</b>	<b>39.1%</b>

YTD						
Year	2022		2023		2024	
CollisionType	Incidents	% Change	Incidents	% Change	Incidents	% Change
Fatal Injury	2	--	5	150.0%	14	180.0%
Non-Fatal Injury	112	--	141	25.9%	177	25.5%
Property Damage Only	698	--	635	-9.0%	746	17.5%
<b>Total</b>	<b>812</b>	<b>--</b>	<b>781</b>	<b>-3.8%</b>	<b>937</b>	<b>20.0%</b>

December

Year ● 2022 ● 2023 ● 2024

Collision Type	2022	2023	2024
Fatal Injury	0	0	0
Non-Fatal Injury	6	7	14
Property Damage Only	88	62	82



## OPP Detachment Board Report Records Management System December 2024

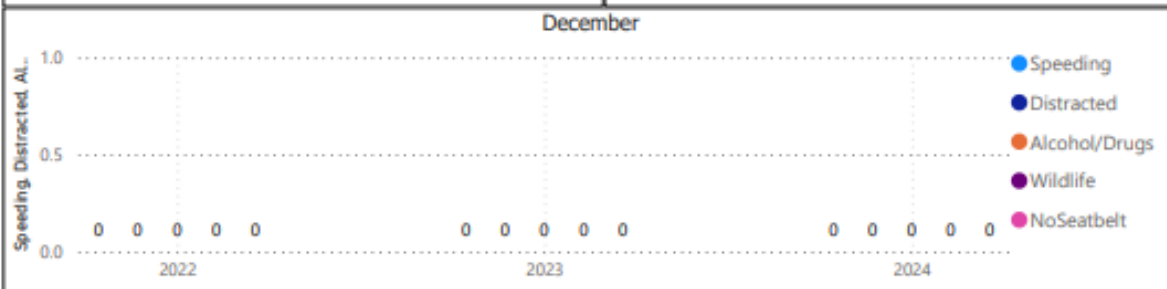
Fatalities in Detachment Area - Incidents									
December									
Type	Motor Vehicle			Motorized Snow Vehicle			Off-Road Vehicle		
Year	Alcohol/Drugs	Incidents	% Change	Alcohol/Drugs	Incidents	% Change	Alcohol/Drugs	Incidents	% Change
2022	0	0	--	0	0	--	0	0	--
2023	0	0	--	0	0	--	0	0	--
2024	0	0	--	0	0	--	0	0	--

YTD									
Type	Motor Vehicle			Motorized Snow Vehicle			Off-Road Vehicle		
Year	Alcohol/Drugs	Incidents	% Change	Alcohol/Drugs	Incidents	% Change	Alcohol/Drugs	Incidents	% Change
2022	1	2	--	0	0	--	0	0	--
2023	2	4	100.0%	0	0	--	1	1	--
2024	3	13	225.0%	0	0	--	0	1	0.0%

Fatalities in Detachment Area - Persons Killed							
December							
Type	Motor Vehicle		Motorized Snow Vehicle		Off-Road Vehicle		
Year	Persons Killed	% Change	Persons Killed	% Change	Persons Killed	% Change	
2022	0	--	0	--	0	--	
2023	0	--	0	--	0	--	
2024	0	--	0	--	0	--	

YTD							
Type	Motor Vehicle		Motorized Snow Vehicle		Off-Road Vehicle		
Year	Persons Killed	% Change	Persons Killed	% Change	Persons Killed	% Change	
2022	3	--	0	--	0	--	
2023	5	66.7%	0	--	1	--	
2024	13	160.0%	0	--	1	0.0%	

Primary Causal Factors in Fatal Motor Vehicle Collisions						
	December			YTD		
	2022	2023	2024	2022	2023	2024
Speeding	0	0	0	0	0	5
Speeding % Change	--	--	--	--	--	--
Distracted	0	0	0	0	1	2
Distracted % Change	--	--	--	--	--	100.0%
Alcohol/Drugs	0	0	0	1	3	3
Alcohol/Drugs % Change	--	--	--	--	200.0%	0.0%
Wildlife	0	0	0	0	0	0
Wildlife % Change	--	--	--	--	--	--
NoSeatbelt	0	0	0	2	3	4
NoSeatbelt YoY%	--	--	--	--	50.0%	33.3%





## OPP Detachment Board Report Records Management System December 2024

Criminal Code and Provincial Statute Charges Laid						
December						
Year	2022		2023		2024	
ChargeCategory1	Offence Count	% Change	Offence Count	% Change	Offence Count	% Change
Criminal Code Non-Traffic	98	--	51	-48.0%	80	56.9%
Criminal Code Traffic	28	--	14	-50.0%	16	14.3%
Highway Traffic Act	86	--	87	1.2%	157	80.5%
Liquor Licence Act	8	--	2	-75.0%	3	50.0%
Other Violations	19	--	13	-31.6%	35	169.2%
<b>Total</b>	<b>239</b>	<b>--</b>	<b>167</b>	<b>-30.1%</b>	<b>291</b>	<b>74.3%</b>

YTD						
Year	2022		2023		2024	
ChargeCategory1	Offence Count	% Change	Offence Count	% Change	Offence Count	% Change
Criminal Code Non-Traffic	882	--	939	6.5%	985	4.9%
Criminal Code Traffic	201	--	151	-24.9%	201	33.1%
Highway Traffic Act	1,960	--	1,740	-11.2%	2,281	31.1%
Liquor Licence Act	50	--	45	-10.0%	59	31.1%
Other Violations	352	--	293	-16.8%	476	62.5%
<b>Total</b>	<b>3,445</b>	<b>--</b>	<b>3,168</b>	<b>-8.0%</b>	<b>4,002</b>	<b>26.3%</b>

December						
Year	2022	2023	2024			
Highway Traffic Act	86	87	157			
Criminal Code Non-Traffic	98	51	80			
Other Violations	19	13	35			
Criminal Code Traffic	28	14	16			
Liquor Licence Act	8	2	3			

Traffic Related Charges						
December						
Year	2022		2023		2024	
ChargeCategory2	Offence Count	% Change	Offence Count	% Change	Offence Count	% Change
Speeding	20	--	34	70.0%	76	123.5%
Seatbelt	1	--	1	0.0%	2	100.0%
Impaired	11	--	9	-18.2%	10	11.1%
Distracted	0	--	2	--	2	0.0%

YTD						
Year	2022		2023		2024	
ChargeCategory2	Offence Count	% Change	Offence Count	% Change	Offence Count	% Change
Speeding	955	--	623	-34.8%	962	54.4%
Seatbelt	54	--	39	-27.8%	30	-23.1%
Impaired	137	--	117	-14.6%	144	23.1%
Distracted	25	--	21	-16.0%	15	-28.6%

December						
Year	2022	2023	2024			
Speeding	20	34	76			
Impaired	11	9	10			
Distracted	0	2	2			
Seatbelt	1	1	2			



# OPP Detachment Board Report Records Management System December 2024

## eTicketing Warnings

December

Year	2023		2024	
Type	Total	% Change	Total	% Change
Warning	56	-41.7%	129	130.4%

YTD

Year	2023		2024	
Type	Total	% Change	Total	% Change
Warning	1,361	12.7%	2,067	51.9%

December

Type ● Warning





## OPP Detachment Board Report Records Management System December 2024

<b>Violent Crime</b>						
December						
Year	2022		2023		2024	
ViolationGrp	Actual	% Change	Actual	% Change	Actual	% Change
Homicides	1	--	0	-100.0%	0	--
Other Offences Causing Death	0	--	0	--	0	--
Attempted Murder	0	--	0	--	0	--
Sexual Offences	3	--	5	66.7%	2	-60.0%
Assaults/Firearm Related Offences	8	--	12	50.0%	16	33.3%
Offences Resulting in the Deprivation of Freedom	1	--	0	-100.0%	0	--
Robbery	0	--	0	--	0	--
Other Offences Involving Violence or the Threat of Violence	6	--	4	-33.3%	10	150.0%
Offences in Relation to Sexual Services	0	--	0	--	0	--
<b>Total</b>	<b>19</b>	<b>--</b>	<b>21</b>	<b>10.5%</b>	<b>28</b>	<b>33.3%</b>

YTD						
Year	2022		2023		2024	
ViolationGrp	Actual	% Change	Actual	% Change	Actual	% Change
Homicides	2	--	0	-100.0%	0	--
Other Offences Causing Death	0	--	0	--	0	--
Attempted Murder	0	--	0	--	0	--
Sexual Offences	44	--	44	0.0%	40	-9.1%
Assaults/Firearm Related Offences	156	--	181	16.0%	208	14.9%
Offences Resulting in the Deprivation of Freedom	5	--	2	-60.0%	3	50.0%
Robbery	9	--	2	-77.8%	2	0.0%
Other Offences Involving Violence or the Threat of Violence	67	--	106	58.2%	126	18.9%
Offences in Relation to Sexual Services	0	--	0	--	0	--
<b>Total</b>	<b>283</b>	<b>--</b>	<b>335</b>	<b>18.4%</b>	<b>379</b>	<b>13.1%</b>

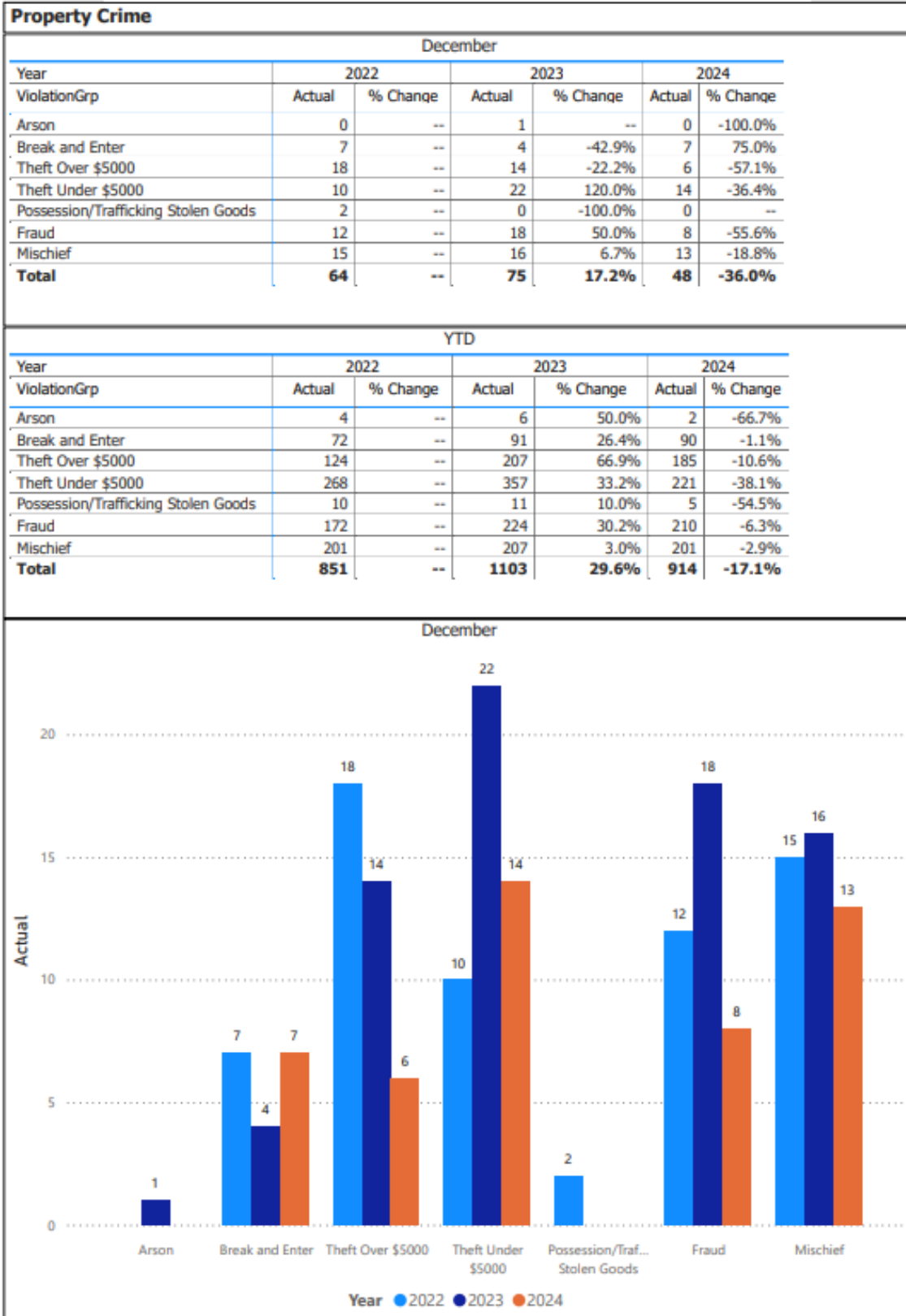
December

ViolationGrp	2022	2023	2024
Homicides	1	0	0
Sexual Offences	3	5	2
Assaults/Firearm Related Offences	8	12	16
Offences Resulting in the Deprivation of Freedom	1	0	0
Other Offences Involving Violence or the Threat of Violence	6	4	10

Year ● 2022 ● 2023 ● 2024



## OPP Detachment Board Report Records Management System December 2024



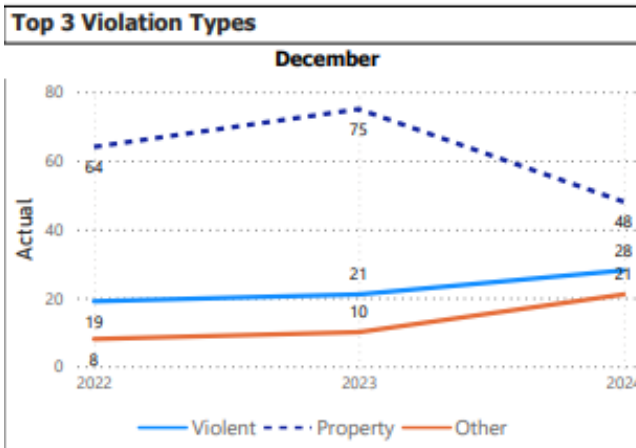


# OPP Detachment Board Report Records Management System December 2024

## Drug Crime

December						
Year	2022		2023		2024	
ViolationGrp	Actual	% Change	Actual	% Change	Actual	% Change
Possession	0	--	1	--	1	0.0%
Trafficking	1	--	1	0.0%	1	0.0%
Importation & Production	0	--	0	--	0	--
Cannabis Possession	0	--	0	--	0	--
Cannabis Distribution	0	--	0	--	0	--
Cannabis Sale	0	--	0	--	0	--
Cannabis Importation & Exportation	0	--	0	--	0	--
Cannabis Production	0	--	0	--	0	--
Other Cannabis Violations	0	--	0	--	0	--
<b>Total</b>	<b>1</b>	<b>--</b>	<b>2</b>	<b>100.0%</b>	<b>2</b>	<b>0.0%</b>

YTD						
Year	2022		2023		2024	
ViolationGrp	Actual	% Change	Actual	% Change	Actual	% Change
Possession	15	--	12	-20.0%	8	-33.3%
Trafficking	11	--	9	-18.2%	5	-44.4%
Importation & Production	0	--	0	--	1	--
Cannabis Possession	0	--	1	--	0	-100.0%
Cannabis Distribution	0	--	0	--	0	--
Cannabis Sale	1	--	0	-100.0%	2	--
Cannabis Importation & Exportation	0	--	0	--	0	--
Cannabis Production	0	--	0	--	0	--
Other Cannabis Violations	0	--	0	--	0	--
<b>Total</b>	<b>27</b>	<b>--</b>	<b>22</b>	<b>-18.5%</b>	<b>16</b>	<b>-27.3%</b>



**Top 5 Violation Groups**

**December**

ViolationGrp	2022	2023	2024	Total
Theft Under \$5000	10	22	14	<b>46</b>
Mischief	15	16	13	<b>44</b>
Theft Over \$5000	18	14	6	<b>38</b>
Fraud	12	18	8	<b>38</b>
Assaults/Firearm Related Offences	8	12	16	<b>36</b>

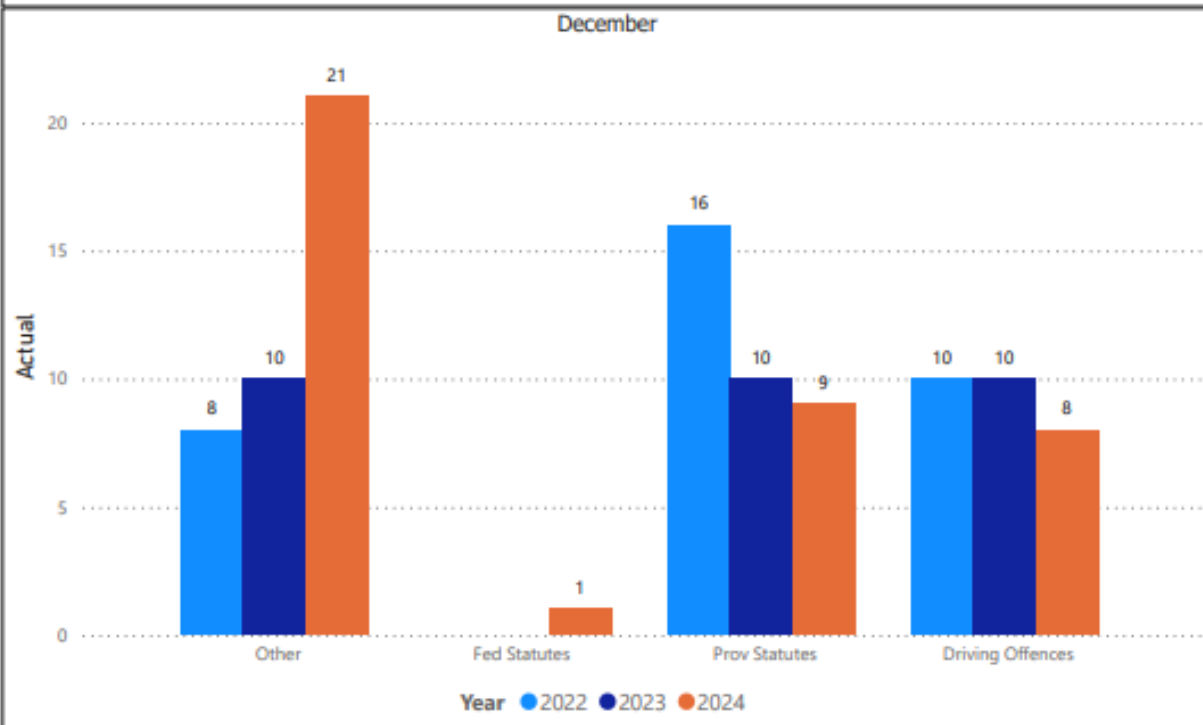




## OPP Detachment Board Report Records Management System December 2024

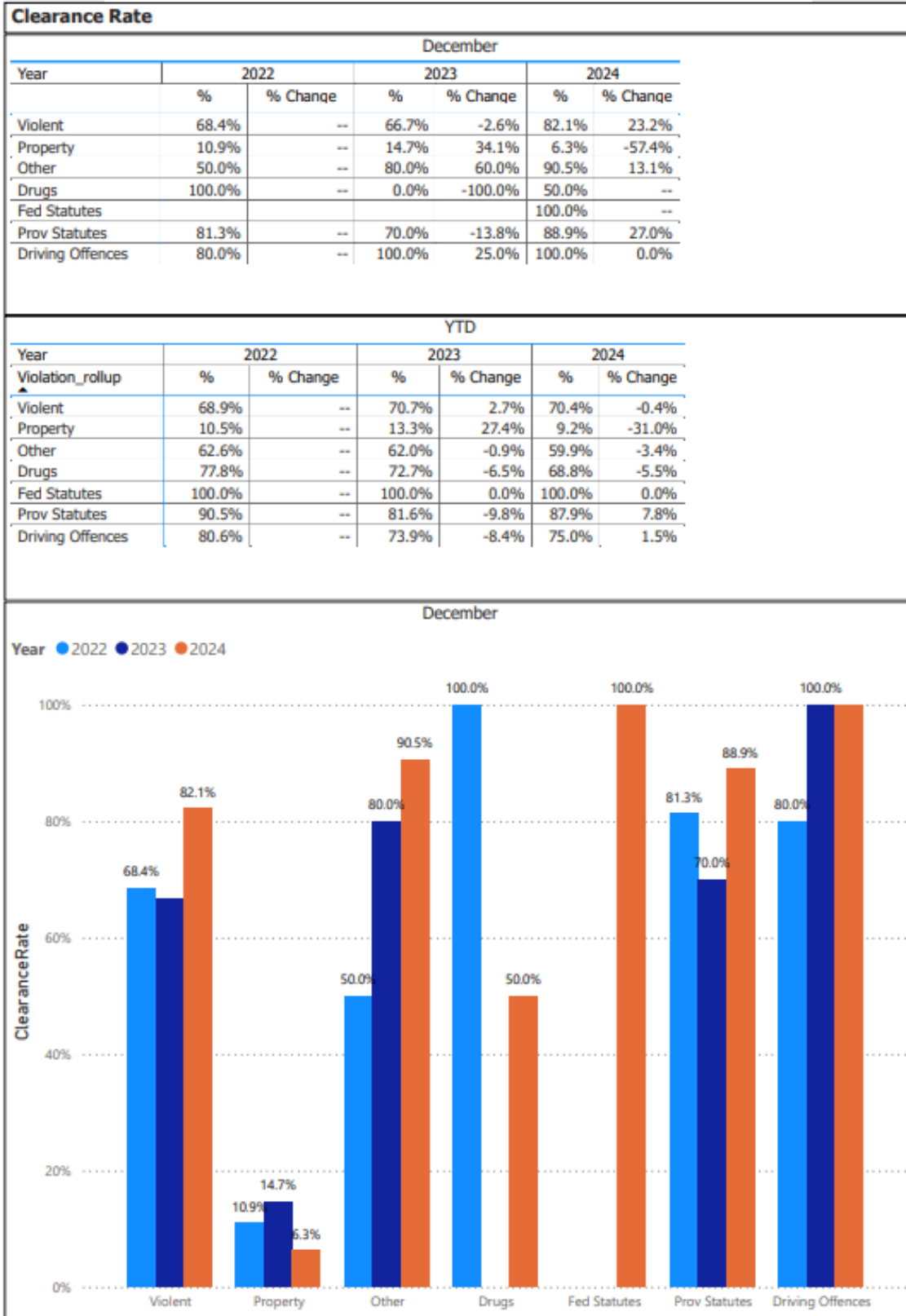
Other Crime Occurrences						
December						
Year	2022		2023		2024	
Violation_rollup	Actual	% Change	Actual	% Change	Actual	% Change
Other	8	--	10	25.0%	21	110.0%
Fed Statutes	0	--	0	--	1	--
Prov Statutes	16	--	10	-37.5%	9	-10.0%
Driving Offences	10	--	10	0.0%	8	-20.0%
<b>Total</b>	<b>34</b>	<b>--</b>	<b>30</b>	<b>-11.8%</b>	<b>39</b>	<b>30.0%</b>

YTD						
Year	2022		2023		2024	
Violation_rollup	Actual	% Change	Actual	% Change	Actual	% Change
Other	171	--	179	4.7%	212	18.4%
Fed Statutes	32	--	13	-59.4%	61	369.2%
Prov Statutes	158	--	136	-13.9%	141	3.7%
Driving Offences	124	--	111	-10.5%	140	26.1%
<b>Total</b>	<b>485</b>	<b>--</b>	<b>439</b>	<b>-9.5%</b>	<b>554</b>	<b>26.2%</b>





# OPP Detachment Board Report Records Management System December 2024





## OPP Detachment Board Report Records Management System December 2024

Unfounded						
December						
Year	2022		2023		2024	
Violation_rollup	Count	% Change	Count	% Change	Count	% Change
Violent	3	--	1	-66.7%	3	200.0%
Property	5	--	5	0.0%	4	-20.0%
Other	3	--	0	-100.0%	2	--
Drugs	0	--	0	--	0	--
Fed Statutes	0	--	0	--	0	--
Prov Statutes	0	--	0	--	0	--
Driving Offences	0	--	0	--	0	--
<b>Total</b>	<b>11</b>	<b>--</b>	<b>6</b>	<b>-45.5%</b>	<b>9</b>	<b>50.0%</b>

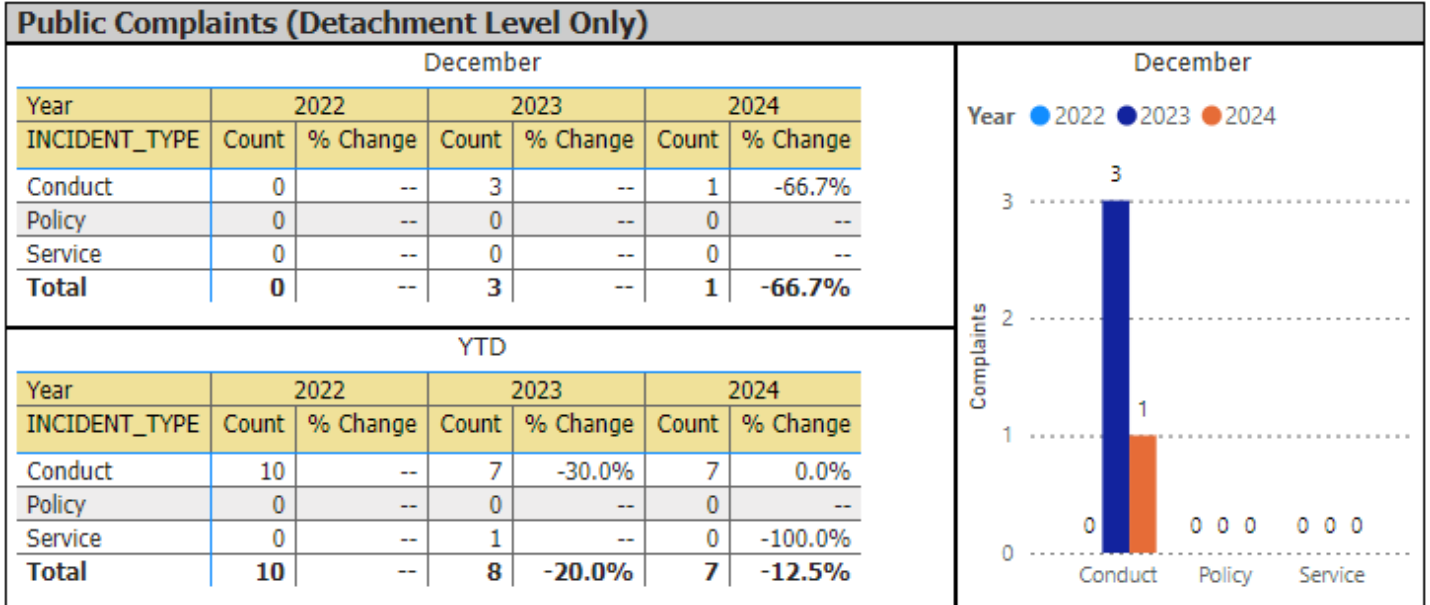
YTD						
Year	2022		2023		2024	
Violation_rollup	Count	% Change	Count	% Change	Count	% Change
Violent	32	--	35	9.4%	25	-28.6%
Property	67	--	87	29.9%	70	-19.5%
Other	20	--	24	20.0%	21	-12.5%
Drugs	0	--	0	--	0	--
Fed Statutes	2	--	0	-100.0%	0	--
Prov Statutes	3	--	3	0.0%	2	-33.3%
Driving Offences	1	--	0	-100.0%	0	--
<b>Total</b>	<b>125</b>	<b>--</b>	<b>149</b>	<b>19.2%</b>	<b>118</b>	<b>-20.8%</b>

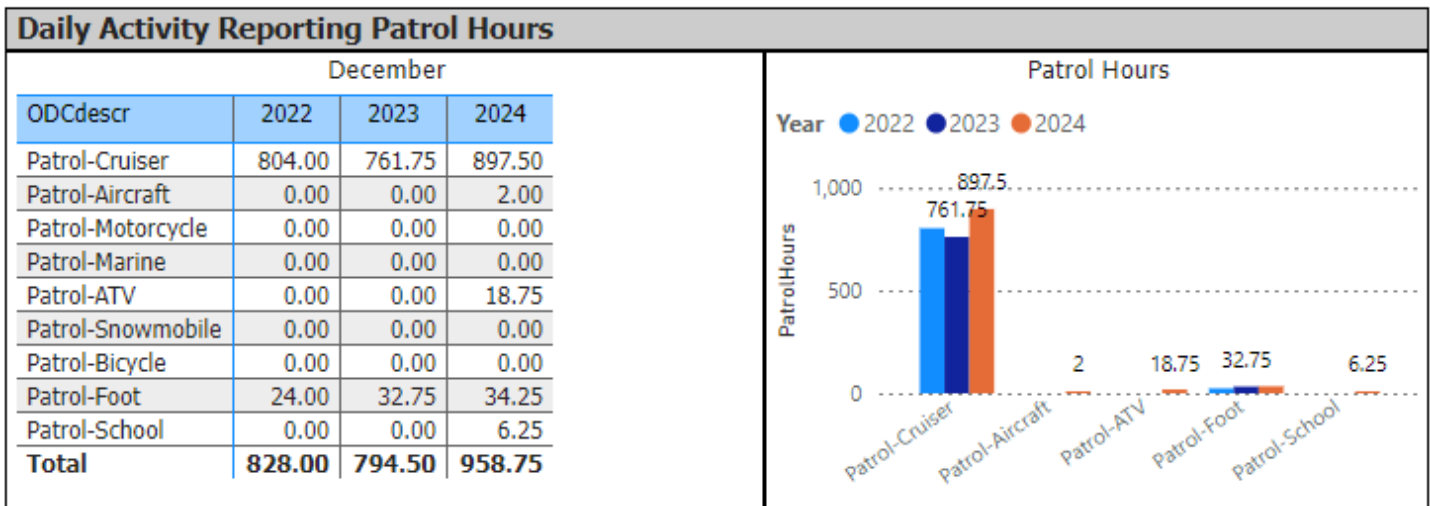
Category	2022	2023	2024
Violent	3	1	3
Property	5	5	4
Other	3	0	2



## OPP Detachment Board Report Records Management System December 2024

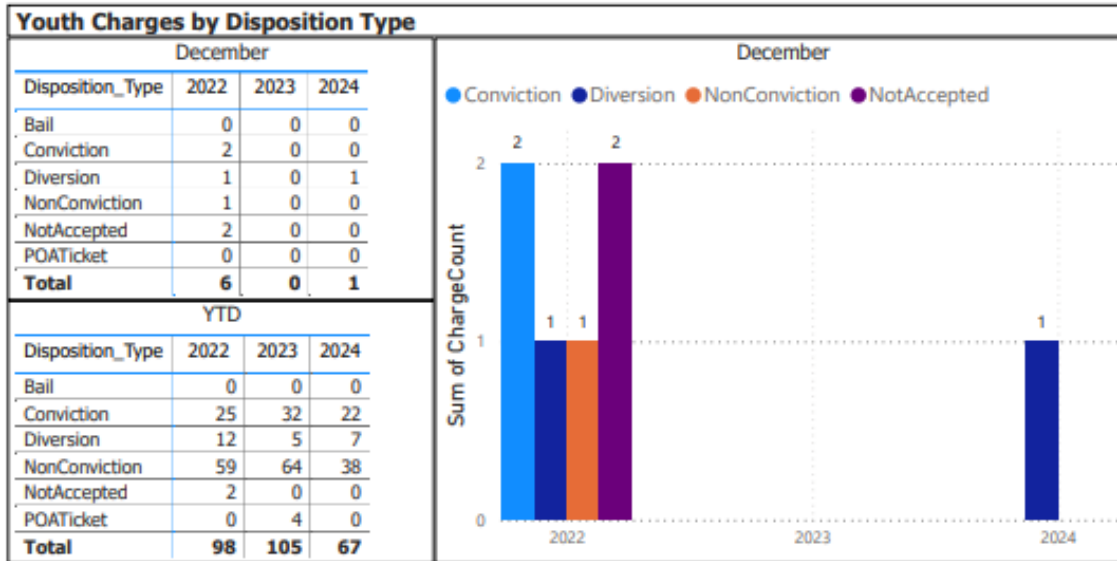


### Daily Activity Reporting





## OPP Detachment Board Report Records Management System December 2024



### Youth Charges by Disposition and Occurrence Type

December							
Year	2024						Total
OccType	Bail	Conviction	Diversion	NonConviction	NotAccepted	POATicket	
Assault	0	0	1	0	0	0	<b>1</b>
<b>Total</b>	<b>0</b>	<b>0</b>	<b>1</b>	<b>0</b>	<b>0</b>	<b>0</b>	<b>1</b>

YTD							
Year	2024						Total
OccType	Bail	Conviction	Diversion	NonConviction	NotAccepted	POATicket	
Assault	0	9	5	9	0	0	<b>23</b>
Bail violations		8	0	3	0	0	<b>11</b>
B-E bus/res/oth		0	1	0	0	0	<b>1</b>
Drug offences		0	0	9	0	0	<b>9</b>
eTicket - Person		1	0	1	0	0	<b>2</b>
eTicket - Vehicle		0	0	4	0	0	<b>4</b>
Harassment		0	0	1			<b>1</b>
Mischief		0	1	0	0		<b>1</b>
Other criminal code		0	0	1	0		<b>1</b>
Sexual assault		1	0	3	0		<b>4</b>
Theft		0	0	1	0		<b>1</b>
Threats		2	0	4			<b>6</b>
<b>Total</b>	<b>0</b>	<b>22</b>	<b>7</b>	<b>38</b>	<b>0</b>	<b>0</b>	<b>67</b>



## OPP Detachment Board Report Records Management System December 2024

<b>Mental Health Act Occurrences</b>			
December			
Year	Occurrences	Unfounded	
2022	36	0	<div style="display: flex; justify-content: space-between; align-items: center;"> <div style="font-size: 0.8em;">● Occurrences ● Unfounded</div> </div>
2023	35	0	
2024	60	0	
YTD			
Year	Occurrences	Unfounded	
2022	492	2	<div style="display: flex; justify-content: space-between; align-items: center;"> <div style="font-size: 0.8em;">● Occurrences ● Unfounded</div> </div>
2023	545	2	
2024	555	2	
<b>Mental Health Act Occurrences by Occurrence Type</b>			
December			
Year	2024		
OccurrenceType	Occurrences	Unfounded	
Attempt or threat of suicide	13	0	
Domestic dispute	1	0	
Mental health act	45	0	
Neighbour dispute	1	0	
<b>Total</b>	<b>60</b>	<b>0</b>	



# OPP Detachment Board Report Records Management System December 2024

Overdose Occurrences							
December				YTD			
<b>Fatal</b>	2022	2023	2024	<b>Fatal</b>	2022	2023	2024
<input type="checkbox"/> <b>Fatal</b>	<b>0</b>	<b>0</b>	<b>0</b>	<input type="checkbox"/> <b>Fatal</b>	<b>6</b>	<b>2</b>	<b>2</b>
non-opioid overdose	0	0	0	non-opioid overdose	0	0	0
opioid overdose	0	0	0	opioid overdose	6	2	2
<input type="checkbox"/> <b>non-Fatal</b>	<b>0</b>	<b>0</b>	<b>0</b>	<input type="checkbox"/> <b>non-Fatal</b>	<b>6</b>	<b>7</b>	<b>1</b>
non-opioid overdose	0	0	0	non-opioid overdose	1	0	1
opioid overdose	0	0	0	opioid overdose	5	7	0
<b>Total</b>	<b>0</b>	<b>0</b>	<b>0</b>	<b>Total</b>	<b>12</b>	<b>9</b>	<b>3</b>
Fatal Overdose Occurrences				Non-Fatal Overdose Occurrences			
December				December			
● non-opioid overdose ● opioid overdose				● non-opioid overdose ● opioid overdose			
1.0				1.0			
0.5				0.5			
0.0				0.0			
2022      2023      2024				2022      2023      2024			



# OPP Detachment Board Report Records Management System December 2024

