



Haldimand County

Police Services Board Report



Haldimand
County

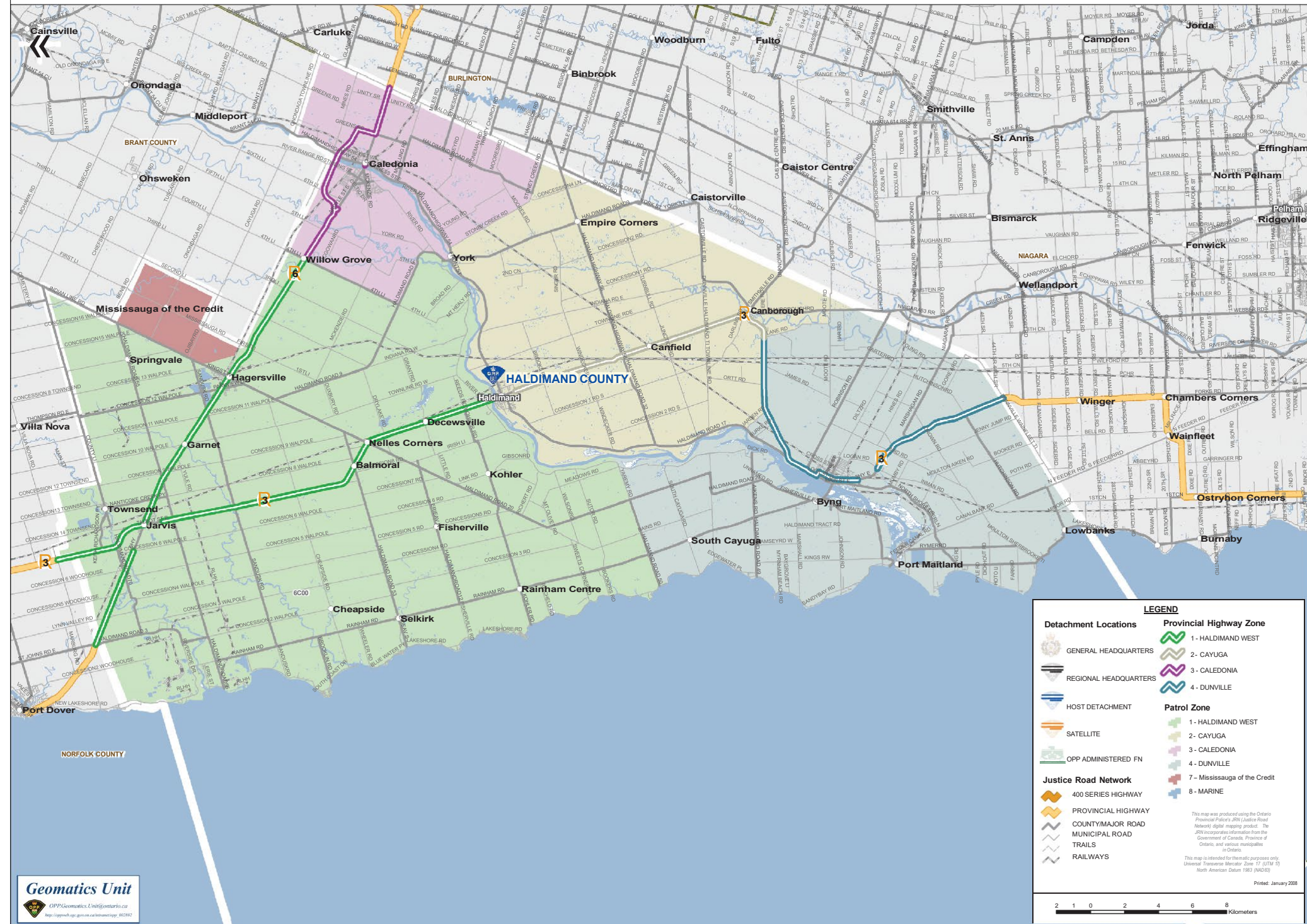
February 2024



Ontario Provincial Police – West Region



@OPP_WR



Haldimand County OPP

Community Safety and Engagement Report

Haldimand 2024/February

PUBLIC COMPLAINTS

Policy	1
Service	0
Conduct	0
Other	0

COMMUNITY SAFETY / MOBILIZATION HOURS

Number of Cruiser Patrol Hours:	554.50
Number of Foot Patrol Hours:	35.50
Number of Motorcycle Patrol Hours:	0
Number of Marine Patrol Hours:	0
Number of ATV Patrol Hours:	0
Number of Bicycle Patrol Hours:	0
Number of Community Mobilization Hours:	142.50
Number of RIDE Program Hours:	73.50

FALSE ALARMS

False Alarm Events	22
False Alarm Events Subject to Haldimand County False Alarm By-Law	15

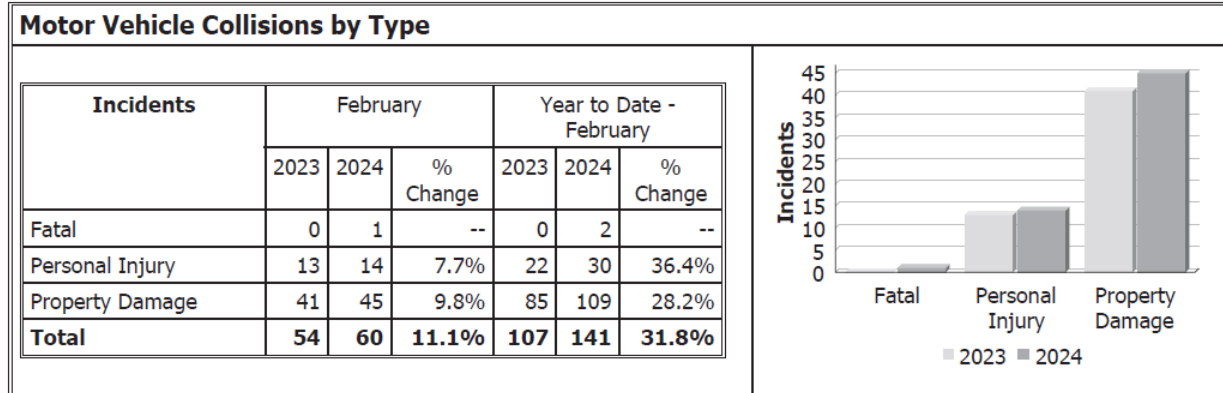
NOTEWORTHY OCCURRENCES

E240142549	Aggravated Assault – Male stabbed other male party multiple times with knife. Victim was transported to hospital in stable condition, and male party was arrested and charged with assault and utter threats.
E240231087	Fatal Motor Vehicle Collision – Single vehicle collision, single female occupant in the vehicle deceased at collision.
E240248969	Mischief – Male at Court upset with Judge and broke glass on the courtroom door. Arrested and charged with mischief and breach probation.

Haldimand County OPP Community Safety and Engagement Report Haldimand 2024/February

TRAFFIC

Motor Vehicle Collisions



Motor Vehicle Collisions	<p>There were 60 collisions in Haldimand County in February. (45 Property Damage, 14 Personal Injury, and 1 Fatal). Collisions were up 11.1% from February of 2023. They were up 31.8% year to date.</p> <p>Property Damage collisions for February reported at 45. Property Damage collisions did see an increase of 4 (9.8%) from February last year. A year-to-date increase of 28.2% was observed from the same time frame last year.</p> <p>Non-fatal Injury collisions for February reported at 14. Non-Fatal Injury collisions did see an increase of 1 (7.7%) from February of 2023. A year-to-date increase of 36.4% was observed from the same time frame last year.</p> <p>Non-Fatal injury collisions totaled 14 for February. In reviewing the collisions, they ranked as follows: fail to yield right of way (4), lost control (3), unknown (2), speed – too fast for conditions (1), speed – excessive (1), , animal – wild or domestic (1), improper turn (1) and follow to closely (1).</p> <p>Fatal collisions for February reported at 1. There were 0 fatal collisions in January of 2023. A year-to-date increase of 2 (200%) was observed from the same time frame last year. The primary cause for the fatal collision was noted as unknown.</p>
---------------------------------	---

Impaired Related Events

Event Type	Current Month	Current Month Previous Year	Current YTD	Previous YTD
Impaired Occurrences	6	4	11	12
Occurrences with Suspensions	5	5	9	13
RIDE Events	44	38	71	53

Haldimand County OPP Community Safety and Engagement Report Haldimand 2024/February

MEDIA

Media	During the month of February, Cst Patti Cote attended six OPP Kids events throughout various locations in Haldimand, as well as an MTO/CMV presentation in Dunnville. She participated in the Choose to Include campaigns in Hagersville, Cayuga & Dunnville. Cst Cote was part of the team that organized the Polar Plunge in Cayuga which raised over \$4000 for Special Olympics. During February, she also put out seven media releases and updated social media platforms daily.
--------------	---

COMMUNITY MOBILIZATION / MCRT / SOCIAL CONCERNS

Mobile Crisis Response Team (MCRT)	MCRT continues to provide support for non-MHA calls for service including Well Being Checks, Domestic Violence, Sudden Deaths, MVC's, and a variety of other calls.						
	MCRT ACTIVITY						
	Shifts Covered	Follow Up Requests	Live Calls	Total Requests for Service	Individuals Served	Diversion From Hospital	Non-MHA Calls
	26	17	19	36	32	75%	53
	Mental Health Occurrences						
	Occurrences				42		
	Hours				239.75		
Community Street Crime Unit	During February, the Community Street Crime Unit was involved in 9 occurrences which included 5 warrants. As a result, 13 charges were laid (2 drug related charges and 11 criminal code charges). The total value of the drug seizures was \$2100.00. There were no cash seizures. The total value of the property seizures was \$570.00 (cellphone and drug paraphernalia). (**RESULTS ARE FROM CSCU WEEKLY REPORTS).						

Focused Patrols

LOCATION	ISSUE	RESULTS
Caledonia Rural	Copper Theft	Ongoing. Focused patrol is running from February 16 – March 31, 2023

Haldimand County OPP Community Safety and Engagement Report Haldimand 2024/February

Domestic Occurrences

	Current Month			2023 Year to Date			2024 Year to Date		
Report Type	Male	Female	Occurrences	Male	Female	Occurrences	Male	Female	Occurrences
Total number of Occurrences where charges were laid			11			21			18
Number of accused where one party was charged	10	1		14	5		14	3	
Number of accused where both parties were charged	0	0		0	0		1	1	
Number of occurrences where no offence alleged			34			61			67

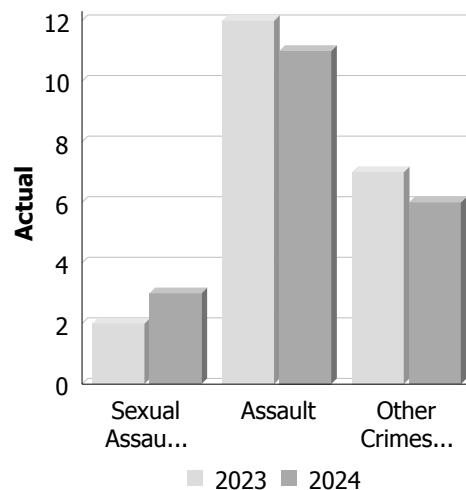
DETACHMENT PRESSURES

Staffing	During February, Cst. Shallhorn, Cst. Vallencourt, Cst. Conn and Cst. Singh joined Haldimand OPP as new recruits. Two Constables have transferred from Haldimand to other OPP detachments.
Special Events	Many Haldimand OPP members, including Inspector Kays and Staff Sergeant Fox, alongside Cayuga Secondary School teachers, participated in the Polar Plunge to raise money for Special Olympics. This event was very successful and raised over \$4000 to be donated.

Police Services Board Report for Haldimand County
Records Management System
February - 2024

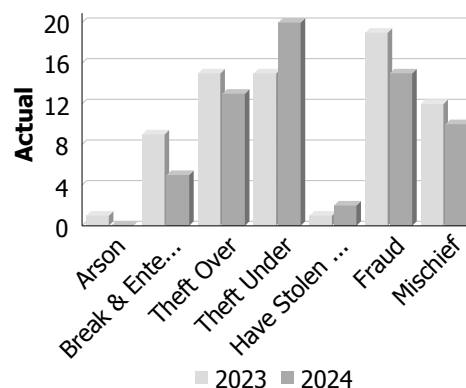
Violent Crime

Actual	February			Year to Date - February		
	2023	2024	% Change	2023	2024	% Change
Murder	0	0	--	0	0	--
Other Offences Causing Death	0	0	--	0	0	--
Attempted Murder	0	0	--	0	0	--
Sexual Assault	2	3	50.0%	5	10	100.0%
Assault	12	11	-8.3%	26	24	-7.7%
Abduction	0	0	--	1	0	-100.0%
Robbery	0	0	--	1	1	0.0%
Other Crimes Against a Person	7	6	-14.3%	16	14	-12.5%
Total	21	20	-4.8%	49	49	0.0%



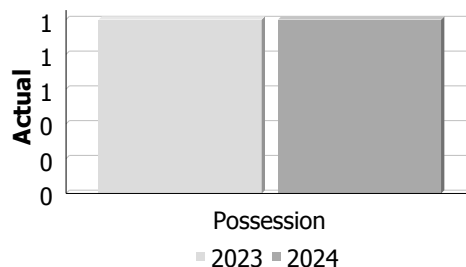
Property Crime

Actual	February			Year to Date - February		
	2023	2024	% Change	2023	2024	% Change
Arson	1	0	-100.0%	2	1	-50.0%
Break & Enter	9	5	-44.4%	23	9	-60.9%
Theft Over	15	13	-13.3%	28	31	10.7%
Theft Under	15	20	33.3%	43	38	-11.6%
Have Stolen Goods	1	2	100.0%	3	2	-33.3%
Fraud	19	15	-21.1%	32	32	0.0%
Mischief	12	10	-16.7%	22	31	40.9%
Total	72	65	-9.7%	153	144	-5.9%



Drug Crime

Actual	February			Year to Date - February		
	2023	2024	% Change	2023	2024	% Change
Possession	1	1	0.0%	4	1	-75.0%
Trafficking	0	0	--	0	0	--
Importation and Production	0	0	--	0	0	--
Total	1	1	0.0%	4	1	-75.0%



Police Services Board Report for Haldimand County
Records Management System
February - 2024

CRIME REPORT

Violent Crime

Violent Crime for February reported at 20. Violent Crime increased by 1 from February last year. A year-to-date increase of 0% was observed from the same time frame last year.

Property Crime

Property Crime for February reported at 65. Property Crime did see a decrease of 7 (-9.7%) from February last year. A year-to-date decrease of -5.9% was observed from the same time frame last year.

Notable Increases

Break and enter incidents when comparing February from 2023 to 2024 went down 44.4%, from 9 to 5 occurrences (year to date decrease of 60.9% when comparing 2024 to 2023). Sexual assault incidents when comparing February from 2023 to 2024 went up 100%, from 5 to 10 occurrences.