



# **Haldimand County**

## **Police Services Board Report**



**Haldimand**  
County

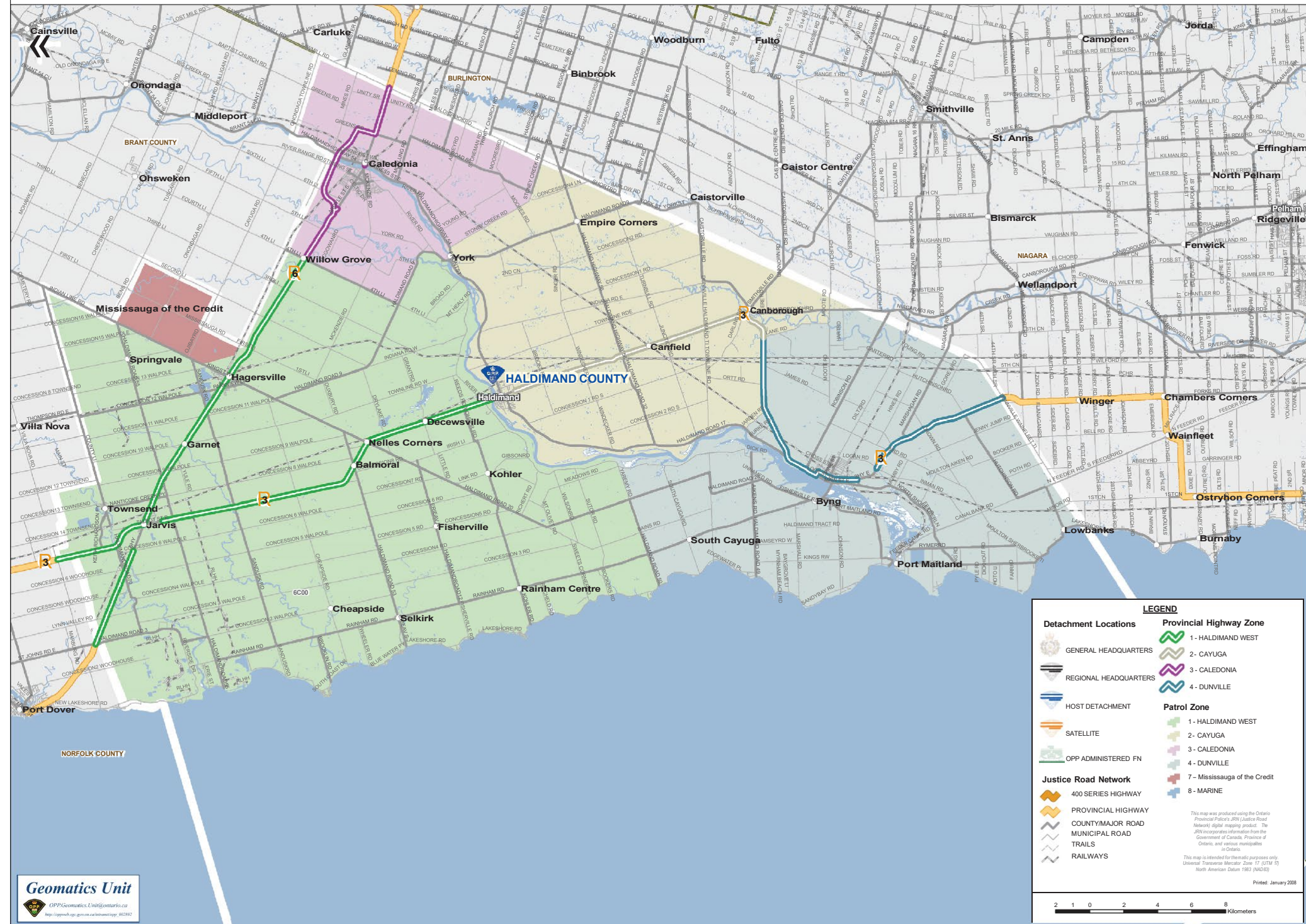
**January 2024**



**Ontario Provincial Police – West Region**



**@OPP\_WR**



**Haldimand County OPP**  
**Community Safety and Engagement Report**  
**Haldimand 2024/January**

**PUBLIC COMPLAINTS**

Policy	0
Service	0
Conduct	0
Other	0

**COMMUNITY SAFETY / MOBILIZATION HOURS**

Number of Cruiser Patrol Hours:	539.50
Number of Foot Patrol Hours:	25.50
Number of Motorcycle Patrol Hours:	0
Number of Marine Patrol Hours:	0
Number of ATV Patrol Hours:	0
Number of Bicycle Patrol Hours:	0
Number of Community Mobilization Hours:	127.75
Number of RIDE Program Hours:	38.75

**FALSE ALARMS**

False Alarm Events	22
False Alarm Events Subject to Haldimand County False Alarm By-Law	11

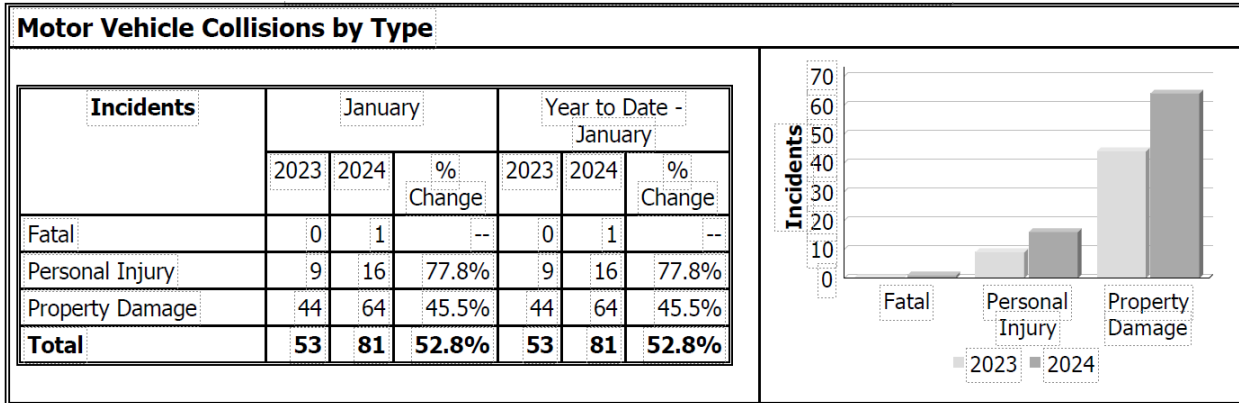
**NOTEWORTHY OCCURRENCES**

E240019851	ATV Collision – two 18 year old males injured and taken to hospital with life threatening injuries. Both parties survived, one has a long road to recovery. Driver charged with dangerous operation.
E240019654	Assault – Multiple parties assaulted female victim on MCFN. Charges laid were assault cause bodily harm and dangerous driving causing bodily harm.
E240027832	Mischief – Male party caused damage to multiple businesses in Dunnville. Party arrested and held for bail. Charge of mischief was laid.

# Haldimand County OPP Community Safety and Engagement Report Haldimand 2024/January

## TRAFFIC/MARINE

### Motor Vehicle Collisions



<b>Motor Vehicle Collisions</b>	<p>There were 81 collisions in Haldimand County in January 2024. (64 Property Damage, 16 Personal Injury, and 1 Fatal). Collisions were up 52.8% from January of 2023.</p> <p>Property Damage collisions for January reported at 64. Property Damage collisions did see an increase of 20 (45.5%) from January last year.</p> <p>Non-fatal Injury collisions for January reported at 16. Non-Fatal Injury collisions did see an increase of 7 (77.8%) from January of 2023. Non-Fatal injury collisions totaled 16 for January. In reviewing the collisions, they ranked as follows: speed – too fast for conditions (5), lost control (3), inattentive driver (2), fail to yield right of way (2), animal – wild or domestic (1), improper turn (1), follow too closely (1) and unknown (1),</p> <p>Fatal collisions for January were reported at 1. There were 0 fatal collisions in January of 2023. The primary cause for the fatal collision was noted as speed – too fast for conditions.</p>
---------------------------------	---

### Impaired Related Events

Event Type	Current Month	Current Month Previous Year	Current YTD	Previous YTD
Impaired Occurrences	5	8	5	8
Occurrences with Suspensions	4	8	4	8
RIDE Events	26	15	26	15

# Haldimand County OPP Community Safety and Engagement Report Haldimand 2024/January

## MEDIA

<b>Media</b>	Cst Patti Cote joined Haldimand County OPP in January 2024 and had a very busy first month. She participated in the Crime Stoppers Flag Raising event on January 4 <sup>th</sup> and ran a United Way Campaign Presentation on January 11 <sup>th</sup> . Cst Cote also ran OPP Kids events in Jarvis on January 26 <sup>th</sup> . She generated 16 media releases and monitored and updated Haldimand County OPP social media pages daily, with safety reminders and major news alerts.
--------------	---

## COMMUNITY MOBILIZATION / MCRT / SOCIAL CONCERNS

<b>Community Mobilization Officer</b>	<p>In January, our Community Mobilization Officer (CMO), PC Simone Roesink worked along side the MCRT team to clear off follow up calls from 2023, attended 10 community related meetings and one situation table for Haldimand-Norfolk.</p> <p>Cst. Roesink also assisted in running two education sessions with Community Living regarding concerns in the community.</p> <p>During January, there was a call for service regarding an elderly female being abused by contractors. Cst. Roesink worked with this female to safety plan and had additional supports put in place for the female.</p>																						
<b>Mobile Crisis Response Team (MCRT)</b>	<p>MCRT continues to provide support for non-MHA calls for service including Well Being Checks, Domestic Violence, Sudden Deaths, MVC's, and a variety of other calls.</p> <table><tr><th colspan="6">MCRT ACTIVITY</th></tr><tr><th>Shifts Covered</th><th>Follow Up Requests</th><th>Total Requests for Service</th><th>Individuals Served</th><th>Diversion From Hospital</th><th>Non-MHA Calls</th></tr><tr><td>26</td><td>23</td><td>44</td><td>37</td><td>93%</td><td>50</td></tr></table> <p>Mental Health Occurrences</p> <table><tr><td>Occurrences</td><td>30</td></tr><tr><td>Hours</td><td>253.25</td></tr></table>	MCRT ACTIVITY						Shifts Covered	Follow Up Requests	Total Requests for Service	Individuals Served	Diversion From Hospital	Non-MHA Calls	26	23	44	37	93%	50	Occurrences	30	Hours	253.25
MCRT ACTIVITY																							
Shifts Covered	Follow Up Requests	Total Requests for Service	Individuals Served	Diversion From Hospital	Non-MHA Calls																		
26	23	44	37	93%	50																		
Occurrences	30																						
Hours	253.25																						
<b>Community Street Crime Unit</b>	<p>During January, the Community Street Crime Unit was involved in 16 occurrences which included 4 warrants. As a result, 4 drug related charges and 13 Criminal Code charges were laid. Total value of drug seizures was \$3400.00; the total value of cash seizures was \$0.00; and the total value of property seizures was \$500.00 (**Results are from CSCU weekly reports**).</p>																						

# Haldimand County OPP Community Safety and Engagement Report Haldimand 2024/January

## Domestic Occurrences

	Current Month			2023 Year to Date			2024 Year to Date		
Report Type	Male	Female	Occurrences	Male	Female	Occurrences	Male	Female	Occurrences
Total number of Occurrences where charges were laid			6			11			6
Number of accused where one party was charged	4	1		8	1		4	1	
Number of accused where both parties were charged	1	1		0	0		1	1	
Number of occurrences where no offence alleged			34			30			34

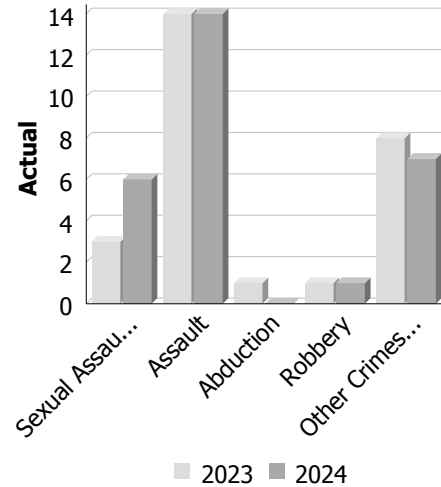
## DETACHMENT PRESSURES

Staffing	There were two transfers to Haldimand that started in January; Cst Eaton joined D Platoon on January 8 <sup>th</sup> and Cst. Kerst joined C Platoon on January 12 <sup>th</sup> . Cst Reid transferred to Niagara HSD on January 22 <sup>nd</sup> .
Special Events	Haldimand County OPP members joined Crime Stoppers for the Crime Stoppers Flag Raising on January 4 <sup>th</sup> , as well as ran an OPP Kids event in Jarvis on January 26 <sup>th</sup> .

**Police Services Board Report for Haldimand County**  
**Records Management System**  
**January - 2024**

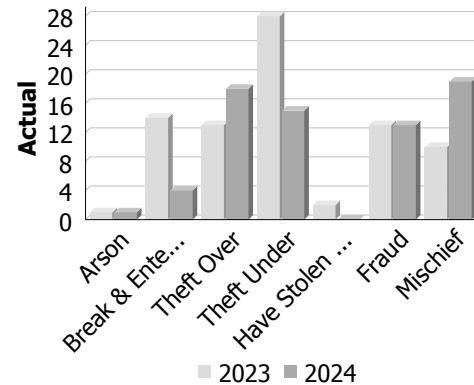
**Violent Crime**

Actual	January			Year to Date - January		
	2023	2024	% Change	2023	2024	% Change
Murder	0	0	--	0	0	--
Other Offences Causing Death	0	0	--	0	0	--
Attempted Murder	0	0	--	0	0	--
Sexual Assault	3	6	100.0%	3	6	100.0%
Assault	14	14	0.0%	14	14	0.0%
Abduction	1	0	-100.0%	1	0	-100.0%
Robbery	1	1	0.0%	1	1	0.0%
Other Crimes Against a Person	8	7	-12.5%	8	7	-12.5%
<b>Total</b>	<b>27</b>	<b>28</b>	<b>3.7%</b>	<b>27</b>	<b>28</b>	<b>3.7%</b>



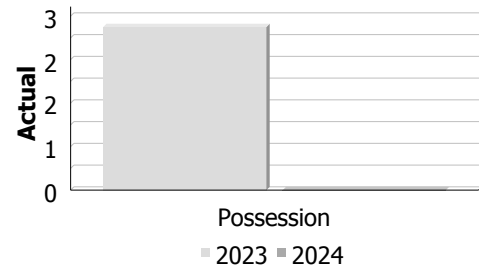
**Property Crime**

Actual	January			Year to Date - January		
	2023	2024	% Change	2023	2024	% Change
Arson	1	1	0.0%	1	1	0.0%
Break & Enter	14	4	-71.4%	14	4	-71.4%
Theft Over	13	18	38.5%	13	18	38.5%
Theft Under	28	15	-46.4%	28	15	-46.4%
Have Stolen Goods	2	0	-100.0%	2	0	-100.0%
Fraud	13	13	0.0%	13	13	0.0%
Mischief	10	19	90.0%	10	19	90.0%
<b>Total</b>	<b>81</b>	<b>70</b>	<b>-13.6%</b>	<b>81</b>	<b>70</b>	<b>-13.6%</b>



**Drug Crime**

Actual	January			Year to Date - January		
	2023	2024	% Change	2023	2024	% Change
Possession	3	0	-100.0%	3	0	-100.0%
Trafficking	0	0	--	0	0	--
Importation and Production	0	0	--	0	0	--
<b>Total</b>	<b>3</b>	<b>0</b>	<b>-100.0%</b>	<b>3</b>	<b>0</b>	<b>-100.0%</b>



**Police Services Board Report for Haldimand County**  
**Records Management System**  
**January - 2024**

**Violent Crime**

Violent Crime for January reported at 28. Violent Crime increased by 1 event from January last year. A year-to-date increase of 3.7% was observed from the same time frame last year.

**Property Crime**

Property Crime for January reported at 70. Property Crime did see a decrease of 11 (-13.6%) from January last year. A year-to-date decrease of 13.6% was observed from the same time frame last year.

**Notable Increases**

Sexual assault incidents in January 2024 increased 100% from January 2023(3 incidents in 2023 compared to 6 incidents in 2024). Break and enter incidents when comparing January from 2023 to 2024 went down 71.4%, from 14 to 4 occurrences, including theft under occurrences decreasing by 46.4% from January 2023. Mischief incidents did increase from 10 in January 2023 to 19 in January 2024 (a 90% increase).