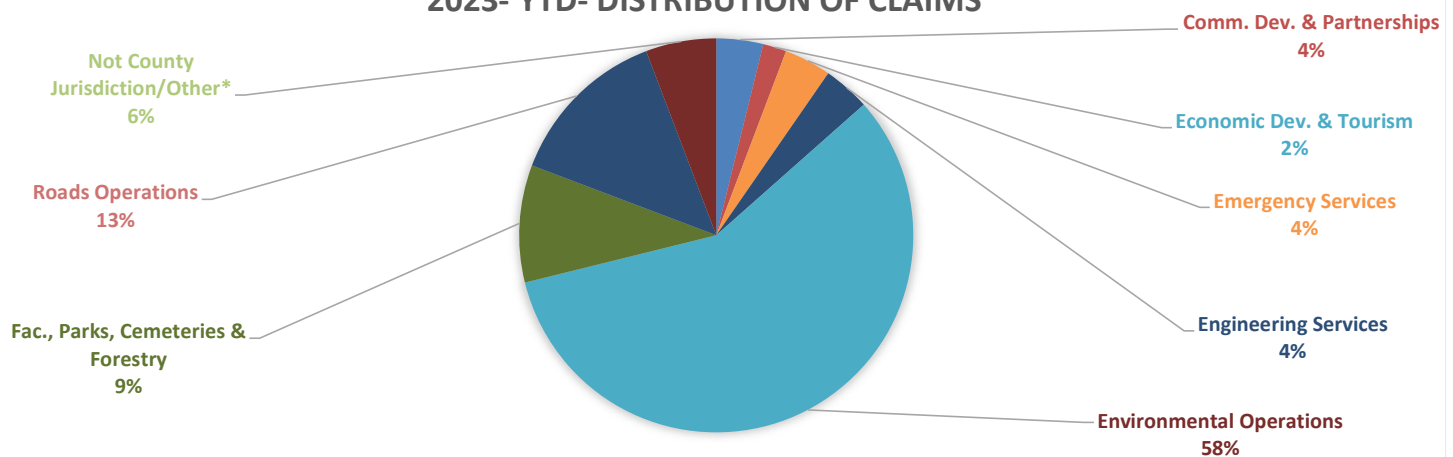
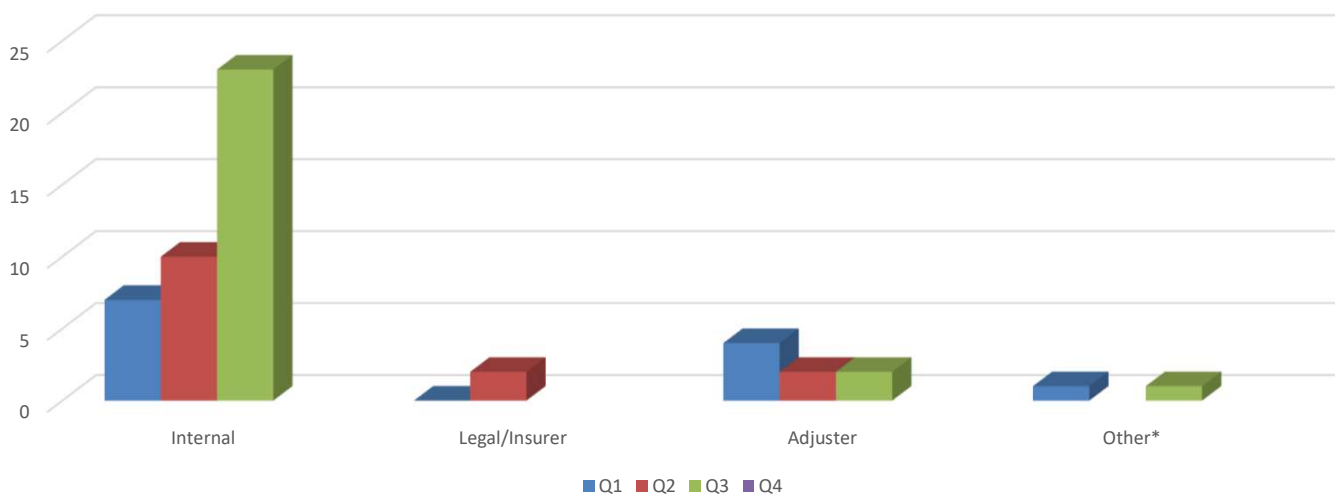


Haldimand County								
2023 - Q3 Claims Data - Total Claims against the County								
Dept./Division Affected	Q1	Q2	Q3	Q4	2020	2021	2022	2023 YTD
Building & Municipal Enforcement					1	4	2	0
Comm. Dev. & Partnerships		1	1		0	0	0	2
Corporate & Social Services					0	1	0	0
Council & Mayor's Office					1	0	0	0
Economic Dev. & Tourism			1		0	0	0	1
Emergency Services		2			1	0	2	2
Engineering Services		2			1	0	1	2
Environmental Operations	1	7	22		2	9	4	30
Fac., Parks, Cemeteries & Forestry	4		1		7	4	4	5
Financial & Data Services					0	0	0	0
Fleet Operations					0	0	0	0
Grandview Lodge					0	0	1	0
Libraries					0	0	0	0
Roads Operations	5	2			18	15	23	7
Not County Jurisdiction/Other*	2		1		10	5	15	3
<b>Total</b>	<b>12</b>	<b>14</b>	<b>26</b>	<b>0</b>	<b>41</b>	<b>38</b>	<b>52</b>	<b>52</b>

### 2023- YTD- DISTRIBUTION OF CLAIMS



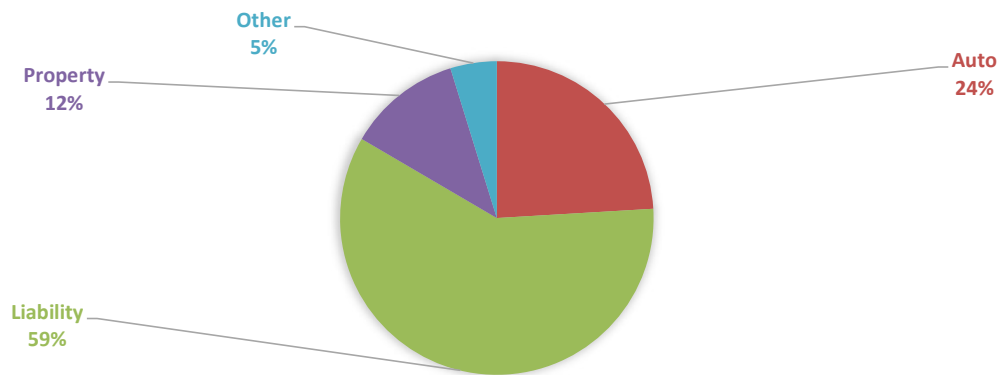
### 2023 - YTD - MANAGEMENT OF CLAIMS



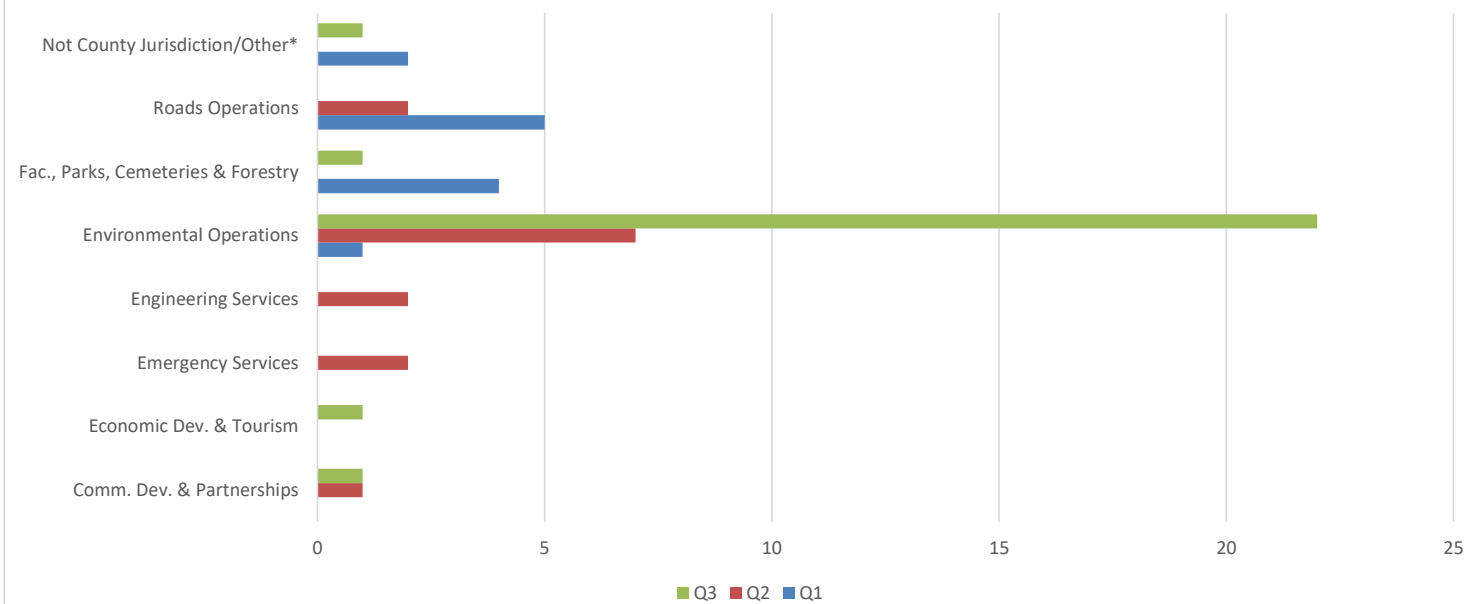
\*Third Party/Contractor Responsibility

Data showing zero values have been removed from charts

### 2023 - YTD - Incident Types



### 2023 - YTD - Total Claims Against the County - Shown by Quarter



Data showing zero values have been removed from charts