



Haldimand County

Police Services Board Report



Haldimand
County

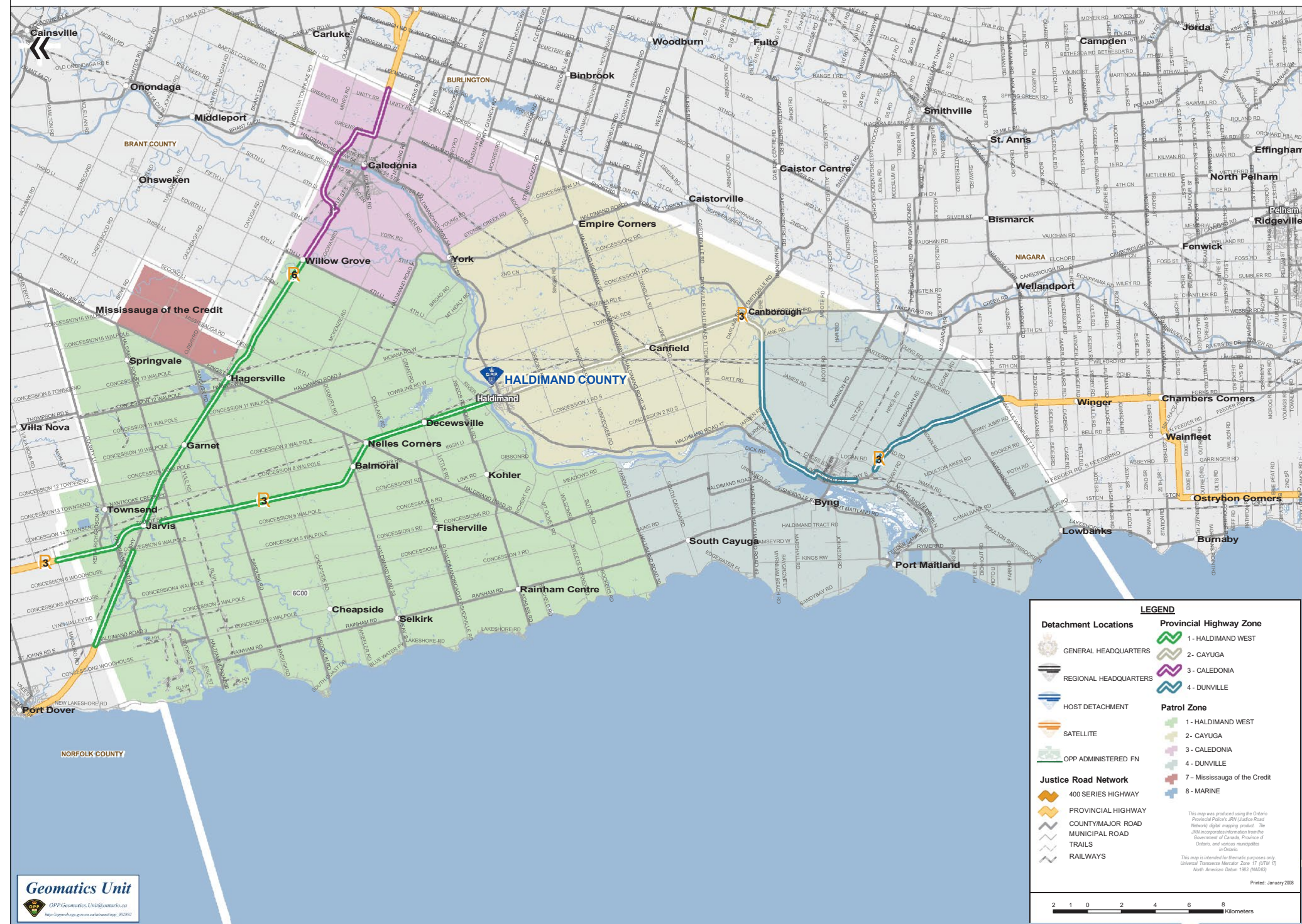
October 2023



Ontario Provincial Police – West Region



@OPP_WR



**Haldimand County OPP
Community Safety and Engagement Report
Haldimand 2023/October**

PUBLIC COMPLAINTS

Policy	0
Service	1
Conduct	1
Other	0

COMMUNITY SAFETY / MOBILIZATION HOURS

Number of Cruiser Patrol Hours:	219.50
Number of Foot Patrol Hours:	27.25
Number of Motorcycle Patrol Hours:	0
Number of Marine Patrol Hours:	0
Number of ATV Patrol Hours:	0
Number of Bicycle Patrol Hours:	0
Number of Community Mobilization Hours:	74.75
Number of RIDE Program Hours:	64.25

FALSE ALARMS

False Alarm Events	31
False Alarm Events Subject to Haldimand County False Alarm By-Law	16

NOTEWORTHY OCCURRENCES

E231341671	October 4 th – Female party selling multiple victims fraudulent tickets to concerts via e-transfer.
E231388183	October 13 – Deceased male party fell off 20 ft cliff
E231455285	October 29 th – Double fatal motor vehicle collision

Haldimand County OPP

Community Safety and Engagement Report

Haldimand 2023/October

TRAFFIC/MARINE

Motor Vehicle Collisions

Motor Vehicle Collisions	<p>There were 70 collisions in Haldimand County in October. (56 Property Damage, 13 Personal Injury, and 1 Fatal). Collisions were up 7.7% from October of 2022. They were down 9.3% year to date.</p> <p>Property Damage collisions for October reported at 56. Property Damage collisions did see a decrease of 4 (6.7%) from October last year. A year-to-date decrease of 14.8% was observed from the same time frame last year.</p> <p>Non-fatal Injury collisions for October reported at 13. Non-Fatal Injury collisions did see an increase of 8 (160%) from October last year. A year-to-date increase of 20.8% was observed from the same time frame last year.</p> <p>Non-Fatal injury collisions totaled 13 for October. In reviewing the collisions, they ranked as follows: speed (4), lost control (2), following too close (2), inattentive driver (1), fail to yield right-of-way (1), improper turn (1), and other (2).</p> <p>Fatal collisions for October reported at 1. Fatal collisions did see an increase of 1 from October last year. A year-to-date increase of 2 (66.7%) was observed from the same time frame last year.</p> <p>Fatal collisions totaled 1 for September. In reviewing the collisions, the primary cause was noted as follows: Unknown (1).</p>
---------------------------------	---

Impaired Related Events

Event Type	Current Month	Current Month Previous Year	Current YTD	Previous YTD
Impaired Occurrences	6	8	50	66
Occurrences with Suspensions	5	6	39	61
RIDE Events	31	77	476	363

Haldimand County OPP

Community Safety and Engagement Report

Haldimand 2023/October

COMMUNITY MOBILIZATION / MCRRT / SOCIAL CONCERNS

Community Mobilization Officer	<p>In the month of October, there were approximately 9 generated calls for service where our Community Mobilization Officer (CMO), Cst. Simone Roesink has been engaged.</p> <p>Additionally, there were three ‘Fight Fraud’ presentations done and a bike safety presentation. Weekly meetings have continued with Community Living to reduce calls for service.</p> <p>In October, there were two meetings between Haldimand CMO and CAS, a collaboration meeting with Haldimand Norfolk Health Unit, and five situation tables. Cst. Roesink also attended a bingo event in support of Special Olympics.</p> <p>Haldimand CMO has continued to work with community supports, such as paramedics, CMRT and homeless prevention to assist residents requiring extra supports.</p>																					
Mobile Crisis Response Team (MCRT)	<p>MCRT continues to provide support for non-MHA calls for service including Well Being Checks, Domestic Violence, Sudden Deaths, MVC’s, and a variety of other calls. The Haldimand OPP has recently hired two new full time MCRRT clinicians and have implemented a tracking form. This form is used for a consistent method of tracking MCRT involvement in mental health related calls for service.</p> <table><tr><th colspan="7">MCRRT ACTIVITY</th></tr><tr><th>Shifts Covered</th><th>Follow Up Requests</th><th>Live Calls</th><th>Total Requests for Service</th><th>Individuals Served</th><th>Diversion From Hospital</th><th>Non-MHA Calls</th></tr><tr><td>28</td><td>9</td><td>28</td><td>36</td><td>33</td><td>91%</td><td>64</td></tr></table>	MCRRT ACTIVITY							Shifts Covered	Follow Up Requests	Live Calls	Total Requests for Service	Individuals Served	Diversion From Hospital	Non-MHA Calls	28	9	28	36	33	91%	64
MCRRT ACTIVITY																						
Shifts Covered	Follow Up Requests	Live Calls	Total Requests for Service	Individuals Served	Diversion From Hospital	Non-MHA Calls																
28	9	28	36	33	91%	64																
Community Street Crime Unit	<p>During October, the Community Street Crime Unit in Haldimand was involved in 6 occurrences which included 5 warrants. As a result, 3 drug charges and 2 criminal charges were laid. The total value of seized property in Haldimand was \$860.00 (Results are from CSCU weekly reports).</p>																					

Mental Health Occurrences

Occurrences	40
Hours	275.75

Haldimand County OPP Community Safety and Engagement Report Haldimand 2023/October

Domestic Occurrences

	Current Month			2022 Year to Date			2023 Year to Date		
Report Type	Male	Female	Occurrences	Male	Female	Occurrences	Male	Female	Occurrences
Total number of Occurrences where charges were laid			11			92			129
Number of accused where one party was charged	8	2		55	15		79	22	
Number of accused where both parties were charged	0	0		8	5		2	4	
Number of occurrences where no offence alleged			33			330			307

Haldimand County OPP Community Safety and Engagement Report Haldimand 2023/October

PROVINCIAL/DETACHMENT INITIATIVES

Provincial Campaigns

Provincial Traffic Safety Campaigns	There were no provincial traffic safety initiatives for October.
-------------------------------------	--

Focused Patrols

TYPE	LOCATION	ISSUE	RESULTS
Traffic Enforcement	Stoney Creek Road	Trucks going down 'no truck route'	Focused patrol run on various days in October. In October, 19 PON's issued in 11 hours of patrol. Focused patrol is on-going.

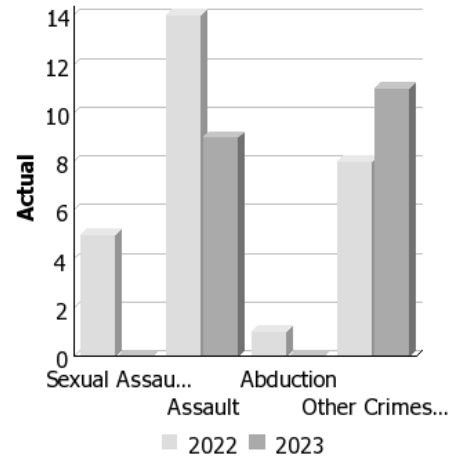
DETACHMENT PRESSURES

Staffing	New recruit, Ed Rodway started October 2. Matt Smith from Wellington started October 2nd. Two new Special Constables started in October as well, Megan Dykstra October 10 th , and Brianne Kovacs October 30 th .
Special Events	Canada 911 Ride presented a defibrillator to the Haldimand Detachment on October 27 th . The presentation was dedicated to PC Greg Pierzchala.

Police Services Board Report for Haldimand October
Records Management System
October - 2023

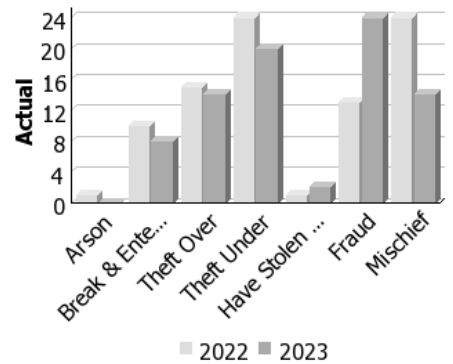
Violent Crime

Actual	October			Year to Date - October		
	2022	2023	% Change	2022	2023	% Change
Murder	0	0	--	1	0	-100.0%
Other Offences Causing Death	0	0	--	0	0	--
Attempted Murder	0	0	--	0	0	--
Sexual Assault	5	0	-100.0%	34	30	-11.8%
Assault	14	9	-35.7%	128	144	12.5%
Abduction	1	0	-100.0%	4	2	-50.0%
Robbery	0	0	--	9	2	-77.8%
Other Crimes Against a Person	8	11	37.5%	57	88	54.4%
Total	28	20	-28.6%	233	266	14.2%



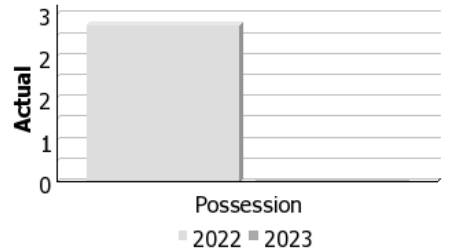
Property Crime

Actual	October			Year to Date - October		
	2022	2023	% Change	2022	2023	% Change
Arson	1	0	-100.0%	3	4	33.3%
Break & Enter	10	8	-20.0%	61	65	6.6%
Theft Over	15	14	-6.7%	85	160	88.2%
Theft Under	24	20	-16.7%	231	282	22.1%
Have Stolen Goods	1	2	100.0%	7	9	28.6%
Fraud	13	24	84.6%	148	162	9.5%
Mischief	24	14	-41.7%	170	164	-3.5%
Total	88	82	-6.8%	705	846	20.0%



Drug Crime

Actual	October			Year to Date - October		
	2022	2023	% Change	2022	2023	% Change
Possession	3	0	-100.0%	13	10	-23.1%
Trafficking	0	0	--	9	6	-33.3%
Importation and Production	0	0	--	0	0	--
Total	3	0	-100.0%	22	16	-27.3%



Violent Crime

Violent Crime for October reported at 20. Violent Crime did see a decrease of 8 (28.6%) from October last year. A year-to-date increase of 14.2% was observed from the same time frame last year.

Property Crime

Property Crime for October reported at 82. Property Crime did see a decrease of 6 (6.8%) from October last year. A year-to-date increase of 20.0% was observed from the same time frame last year.

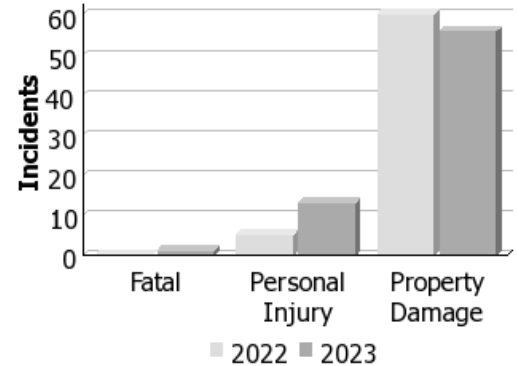
Notable Increases

The theft over occurrences in 2023 were noted at 88.2% increase from the same time frame in 2022. This is due to a spike in reported stolen vehicles. Most of these vehicle thefts were reported in Caledonia. This is an ongoing issue and members of Haldimand County OPP are currently working with other police services to identify suspects.

Police Services Board Report for Haldimand October
Collision Reporting System
October - 2023

Motor Vehicle Collisions by Type

Incidents	October			Year to Date - October		
	2022	2023	% Change	2022	2023	% Change
Fatal	0	1	--	3	5	66.7%
Personal Injury	5	13	160.0%	96	116	20.8%
Property Damage	60	56	-6.7%	567	483	-14.8%
Total	65	70	7.7%	666	604	-9.3%



MVC REPORT

There were 70 collisions in Haldimand County in October. (56 Property Damage, 13 Personal Injury, and 1 Fatal). Collisions were up 7.7% from October of 2022. They were down 9.3% year to date.

Property Damage collisions for October reported at 56. Property Damage collisions did see a decrease of 4 (6.7%) from October last year. A year-to-date decrease of 14.8% was observed from the same time frame last year.

Non-fatal Injury collisions for October reported at 13. Non-Fatal Injury collisions did see an increase of 8 (160%) from October last year. A year-to-date increase of 20.8% was observed from the same time frame last year.

Non-Fatal injury collisions totaled 13 for October. In reviewing the collisions, they ranked as follows: speed (4), lost control (2), following too close (2), inattentive driver (1), fail to yield right-of-way (1), improper turn (1), and other (2).

Fatal collisions for October reported at 1. Fatal collisions did see an increase of 1 from October last year. A year-to-date increase of 2 (66.7%) was observed from the same time frame last year.

Fatal collisions totaled 1 for October. In reviewing the collisions, the primary cause was noted as follows: Unknown (1).