



Haldimand County

Police Services Board Report



Haldimand County

July 2023



Ontario Provincial Police – West Region

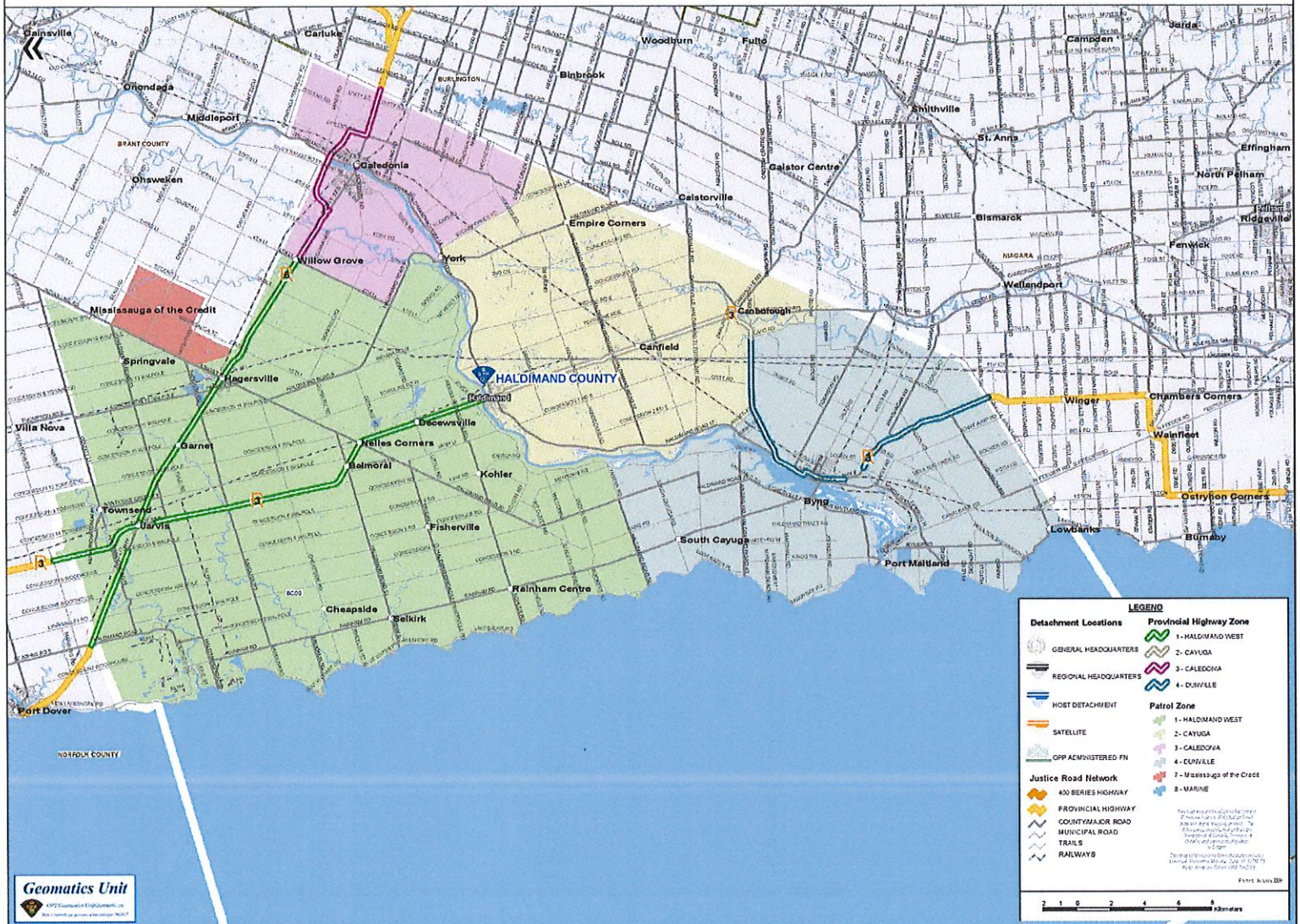


@OPP_WR



HALDIMAND COUNTY DETACHMENT

Patrol Zone Boundaries (6C)



Geomatics Unit

4162 Eglinton Ave. E. #100
Scarborough, Ontario M1V 4Y7
Tel: (416) 497-3100 ext. 2300
Fax: (416) 497-3100 ext. 2301

Norfolk County OPP Community Safety and Engagement Report

Haldimand 2023/July

PUBLIC COMPLAINTS

Policy	0
Service	0
Conduct	0
Other	0

COMMUNITY SAFETY / MOBILIZATION HOURS

Number of Cruiser Patrol Hours:	394.5
Number of Foot Patrol Hours:	35.75
Number of Motorcycle Patrol Hours:	0
Number of Marine Patrol Hours:	137.75
Number of ATV Patrol Hours:	0
Number of Bicycle Patrol Hours:	0
Number of Community Mobilization Hours:	60.75
Number of RIDE Program Hours:	107

FALSE ALARMS

False Alarm Events	31
False Alarm Events Subject to Norfolk County False Alarm By-Law	17

NOTEWORTHY OCCURRENCES

E230950528	Missing Person – 90 year old male went out boating and did not return. Reported missing July 14. He was found July 16 by other boaters in a marsh. Brought to hospital for checks and was found to be in good health.
E230951612	House Fire – Residence in Jarvis caught fire. Not suspicious. Adult female brought to hospital with minor injuries.
E230996363	Speeding – Commercial motor vehicle going 108 in a posted 60km/hr zone in Empire Corners. Male driver charged, drivers license seized & suspended and vehicle impounded for 14 days.
E231009549	Executed Warrant - On Mississauga of the Credit, wanted male party barricaded himself, with a measured response from OPP it resulted in warrant executed without incident

Norfolk County OPP Community Safety and Engagement Report

Haldimand 2023/July

TRAFFIC/MARINE

Motor Vehicle Collisions

Motor Vehicle Collisions	<p>There were 43 collisions in Haldimand County in July. (36 Property Damage, 7 Personal Injury, and 0 Fatal). Collisions were down 50.0% from July of 2022. They were down 16.4% year to date.</p> <p>Property Damage collisions for July reported at 36. Property Damage collisions did see a decrease of 34 (48.6%) from July last year. A year-to-date decrease of 19.5% was observed from the same time frame last year.</p> <p>Non-fatal Injury collisions for July reported at 7. Non-Fatal Injury collisions did see a decrease of 9 (56.2%) from July last year. A year-to-date increase of 1.5% was observed from the same time frame last year.</p> <p>Non-Fatal injury collisions totaled 7 for July. In reviewing the collisions, they ranked as follows: animal (2), disobey traffic control (1), lost control (1), debris on roadway (1), other (1), and unknown (1).</p> <p>Fatal collisions for July reported at 0. Fatal collisions did see a decrease of 0 (0.0%) from July last year. A year-to-date increase of 0 (0.0%) was observed from the same time frame last year.</p> <p>Fatal collisions totaled 0 for July. In reviewing the collisions, the primary cause was noted as follows: Not applicable.</p>
Marine	<p>July reported 5 marine occurrences. They consisted of an aggressive boating complaint, 2 disabled boats and 1 boat taking on water, an abandoned boat, and proactive vessels checks and enforcement. On July 21, there was a marine call for a boat stranded 7km out from shore on Lake Erie. The boat was escorted to safety to Port Maitland by OPP Vessel.</p>

Impaired Related Events

Event Type	Current Month	Current Month Previous Year	Current YTD	Previous YTD
Impaired Occurrences	6	4	36	43
Occurrences with Suspensions	3	4	26	40
RIDE Events	56	16	364	140

Norfolk County OPP Community Safety and Engagement Report

Haldimand 2023/July

COMMUNITY MOBILIZATION / MCRT / SOCIAL CONCERNS

Community Mobilization Officer	In the month of July, there were approximately 15 generated calls for service where our Community Mobilization Officer (CMO), PC Simone ROESINK had been engaged. Haldimand County had approximately 35 mental health calls in the month of July.
Mobile Crisis Rapid Response Team (MCRT)	MCRT continues to provide support for non-MHA calls for service including Well Being Checks, Domestic Violence, Sudden Deaths, MVC's, and a variety of other calls.
Community Street Crime Unit	During July, the Community Street Crime Unit was involved in 20 occurrences which included 6 warrants. As a result, 0 drug related charges and 16 Criminal Code charges were laid. Total value of drug seizures was \$0.00; the total value of cash seizures was \$0.00; and the total value of property seizures was \$0.00 (**Results are from CSCU weekly reports**).

Mental Health Occurrences

Occurrences	40
Hours	261.25

Domestic Occurrences

Report Type	2022 Year to Date			2023 Year to Date		
	Male	Female	Occurrences	Male	Female	Occurrences
Total number of Occurrences where charges were laid			19			62
Number of accused where one party was charged	15	2		38	13	
Number of accused where both parties were charged	0	2		3	4	
Number of occurrences where no offence alleged			26			227
						204

Norfolk County OPP Community Safety and Engagement Report

Haldimand 2023/July

PROVINCIAL/DETACHMENT INITIATIVES

Provincial Campaigns

Provincial Traffic Safety Campaigns	Civic Long Weekend (28 July 2023 – 31 July 2023)	
	SPEEDING CHARGES	2
	SEATBELT CHARGES	0
	DISTRACTED DRIVING CHARGES	0
	IMPAIRED DRIVING CHARGES	2
	FAIL TO MOVE OVER FOR EMERGENCY VEHICLES CHARGES	0
	STUNT/ RACING CHARGES	1
	LLCA CHARGES (Liquor Licence Control Act - Traffic-Related)	0
	CCA CHARGES (Cannabis Control Act - Traffic-Related)	0
	CAIA CHARGES (Compulsory Automobile Insurance Act)	0
	ORVA CHARGES (Off Road Vehicles Act)	0
	CSA-SVR CHARGES (Canada Shipping Act - Small Vessel Regulations)	0
	OTHER CRIMINAL CODE TRAFFIC CHARGES	1
	OTHER PROVINCIAL TRAFFIC CHARGES *	9
	TOTAL CHARGES *	15
	TOTAL WARNINGS *	3
	SUSPENSIONS	1

Focused Patrols

OCCURRENCE / TYPE	LOCATION	ISSUE	RESULTS
E230927272	Hagersville – Sgt Andrew Harnett Park	Mischief / Vandalism at Pool	Officers conducted focus patrol through month of July. No charges laid, and no further damage or incidents reported.

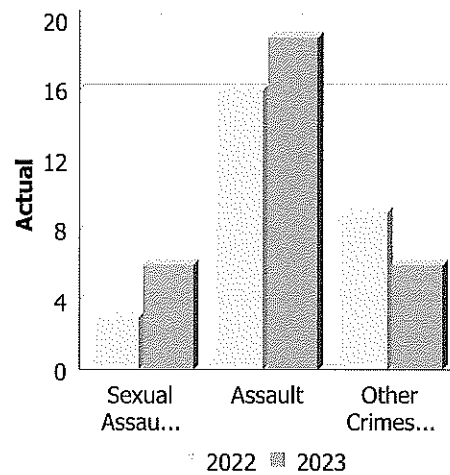
DETACHMENT PRESSURES

Staffing	Captured in August report.
Operational	Captured in August report.
Special Events	Hagersville Rocks (July 14-15, 2023) – Paid Duty Officers attended, minimal incidents, one LLCA charge laid, successful event.

Police Services Board Report for Haldimand County
Records Management System
July - 2023

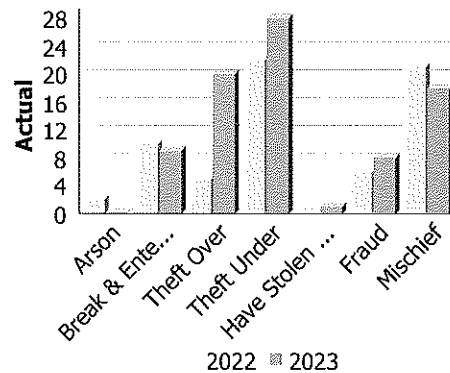
Violent Crime

Actual	July			Year to Date - July		
	2022	2023	% Change	2022	2023	% Change
Murder	0	0	--	1	0	-100.0%
Other Offences Causing Death	0	0	--	0	0	--
Attempted Murder	0	0	--	0	0	--
Sexual Assault	3	6	100.0%	29	21	-27.6%
Assault	16	19	18.8%	91	101	11.0%
Abduction	0	0	--	2	1	-50.0%
Robbery	0	0	--	7	2	-71.4%
Other Crimes Against a Person	9	6	-33.3%	37	59	59.5%
Total	28	31	10.7%	167	184	10.2%



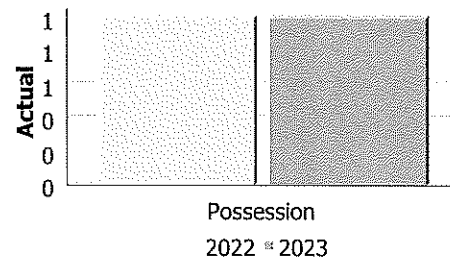
Property Crime

Actual	July			Year to Date - July		
	2022	2023	% Change	2022	2023	% Change
Arson	2	0	-100.0%	3	2	-33.3%
Break & Enter	10	9	-10.0%	35	47	34.3%
Theft Over	5	20	300.0%	50	108	116.0%
Theft Under	22	28	27.3%	135	194	43.7%
Have Stolen Goods	0	1	--	5	5	0.0%
Fraud	6	8	33.3%	96	107	11.5%
Mischief	21	18	-14.3%	99	109	10.1%
Total	66	84	27.3%	423	572	35.2%



Drug Crime

Actual	July			Year to Date - July		
	2022	2023	% Change	2022	2023	% Change
Possession	1	1	0.0%	10	9	-10.0%
Trafficking	0	0	--	8	2	-75.0%
Importation and Production	0	0	--	0	0	--
Total	1	1	0.0%	18	11	-38.9%



Police Services Board Report for Haldimand County
Records Management System
July - 2023

CRIME REPORT

Violent Crime

Violent Crime for July reported at 31. Violent Crime did see an increase of 3 (10.7%) from July last year. A year-to-date increase of 10.7% was observed from the same time frame last year.

Property Crime

Property Crime for July reported at 84. Property Crime did see an increase of 18 (27.3%) from July last year. A year-to-date increase of 35.2% was observed from the same time frame last year.

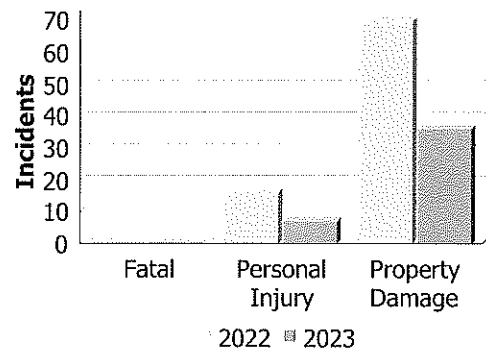
Notable Increases

Theft Over occurrences saw a significant increase from July of last year. The increase is due to a spike in reported stolen vehicles.

Police Services Board Report for Haldimand County
Collision Reporting System
July - 2023

Motor Vehicle Collisions by Type

Incidents	July			Year to Date - July		
	2022	2023	% Change	2022	2023	% Change
Fatal	0	0	--	2	2	0.0%
Personal Injury	16	7	-56.2%	68	69	1.5%
Property Damage	70	36	-48.6%	399	321	-19.5%
Total	86	43	-50.0%	469	392	-16.4%



MVC REPORT

There were 43 collisions in Haldimand County in July. (36 Property Damage, 7 Personal Injury, and 0 Fatal). Collisions were down 50.0% from July of 2022. They were down 16.4% year to date.

Property Damage collisions for July reported at 36. Property Damage collisions did see a decrease of 34 (48.6%) from July last year. A year-to-date decrease of 19.5% was observed from the same time frame last year.

Non-fatal Injury collisions for July reported at 7. Non-Fatal Injury collisions did see a decrease of 9 (56.2%) from July last year. A year-to-date increase of 1.5% was observed from the same time frame last year.

Non-Fatal injury collisions totaled 7 for July. In reviewing the collisions, they ranked as follows: animal (2), disobey traffic control (1), lost control (1), debris on roadway (1), other (1), and unknown (1).

Fatal collisions for July reported at 0. Fatal collisions did see a decrease of 0 (0.0%) from July last year. A year-to-date increase of 0 (0.0%) was observed from the same time frame last year.

Fatal collisions totaled 0 for July. In reviewing the collisions, the primary cause was noted as follows: Not applicable.