



# **Haldimand County**

## **Police Services Board Report**



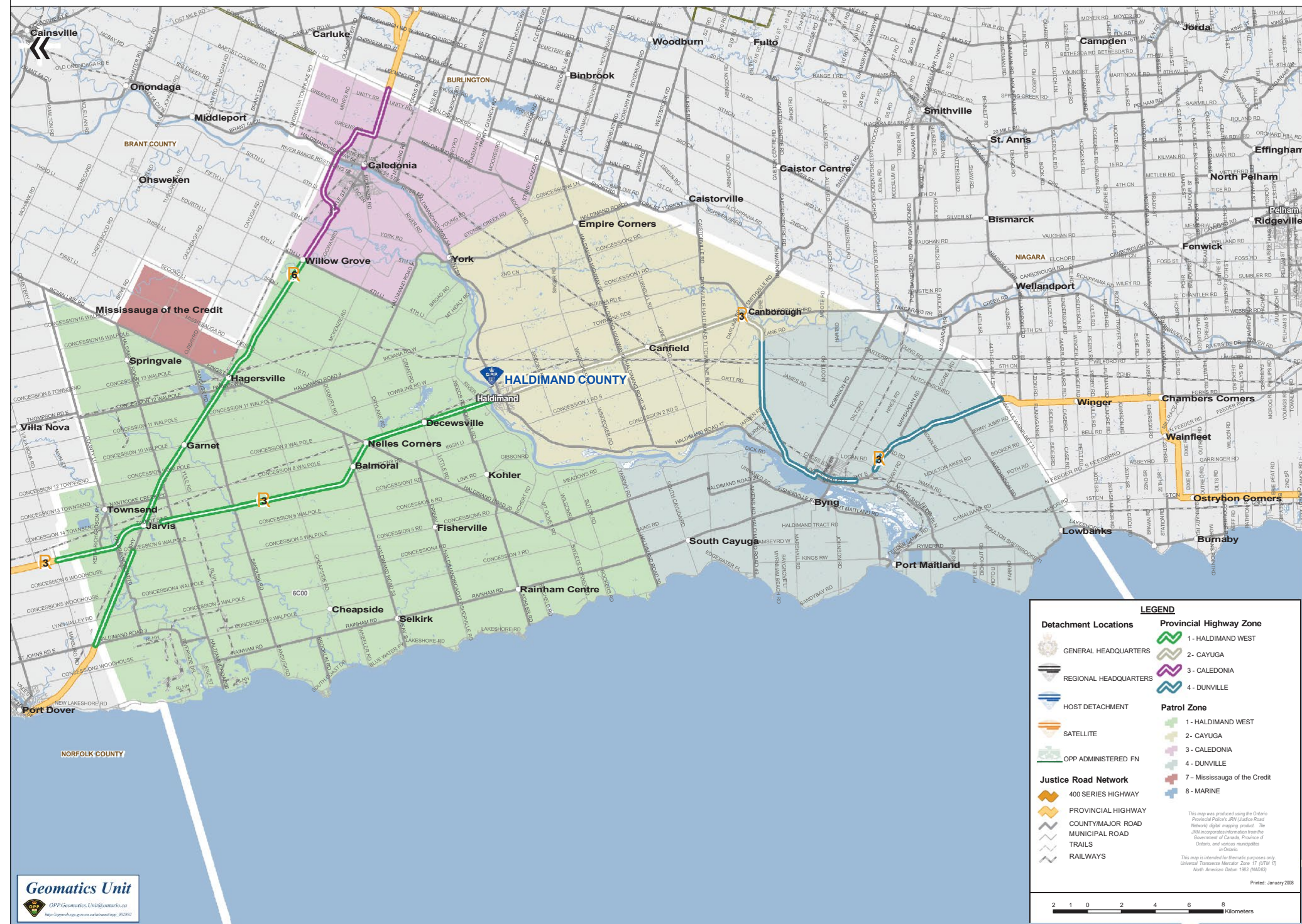
**May 2023**



**Ontario Provincial Police – West Region**



**@OPP\_WR**



# Haldimand County OPP Community Safety and Engagement Report

Haldimand 2023/May

## PUBLIC COMPLAINTS

Policy	0
Service	0
Conduct	2
Other	0

## COMMUNITY SAFETY / MOBILIZATION HOURS

Number of Cruiser Patrol Hours:	529.75
Number of Foot Patrol Hours:	29.25
Number of Motorcycle Patrol Hours:	0
Number of Marine Patrol Hours:	82.5
Number of ATV Patrol Hours:	9
Number of Bicycle Patrol Hours:	0
Number of Community Mobilization Hours:	131
Number of RIDE Program Hours:	115

## FALSE ALARMS

False Alarm Events	30
--------------------	----

## NOTEWORTHY OCCURRENCES


# Haldimand County OPP Community Safety and Engagement Report

## Haldimand 2023/May

### TRAFFIC/MARINE

#### Motor Vehicle Collisions

<b>Motor Vehicle Collisions</b>	<p>There were 64 collisions in Haldimand County in May. (44 Property Damage, 18 Personal Injury, and 2 Fatal). Collisions were down 1.5% from May of 2022. They were down 10.4% year to date.</p> <p>Property Damage collisions for May reported at 44. Property Damage collisions did see a decrease of 6 (12.0%) from May last year. A year-to-date decrease of 18.0% was observed from the same time frame last year.</p> <p>Non-Fatal Injury collisions for May reported at 18. Non-Fatal Injury collisions did see an increase of 3 (20.0%) from May last year. A year-to-date increase of 40.0% was observed from the same time frame last year.</p> <p>Non-Fatal injury collisions totaled 18 for May. In reviewing the collisions, they ranked as follows: fail to yield right of- way (4), improper turn (3), ability impaired – alcohol (2), speed too fast for conditions (2), lost control (2), speed excessive (1), animal (1), debris on roadway (1), driver fatigue (1), and medical/physical disability (1).</p> <p>Fatal collisions for May reported at 2. Fatal collisions did see an increase of 2 from May last year. A year-to-date increase of 0.0% (2 – 2) was observed from the same time frame last year.</p> <p>Fatal collisions totaled 2 for May. In reviewing the collisions, the primary cause was noted as follows: ability impaired – drugs (1), and lost control (1).</p>
<b>Marine</b>	May reported 0 marine incidents.

#### Impaired Related Events

Event Type	Current Month	Current Month Previous Year	Current YTD	Previous YTD
Impaired Occurrences	2	5	26	32
Occurrences with Suspensions	0	6	20	31
RIDE Events	49	6	200	58

# Haldimand County OPP Community Safety and Engagement Report

## Haldimand 2023/May

### COMMUNITY SERVICE and MEDIA

<b>Media</b>	Several collisions were investigated, and the use of social media was engaged to remind all the motoring public to drive safely.
<b>Public Education Campaigns</b>	
<b>Community Street Crime Unit</b>	During May, the Community Street Crime Unit was involved in 17 occurrences which included 3 warrants. As a result, 6 drug related charges and 22 Criminal Code charges were laid. Total value of drug seizures was \$15,960.00; the total value of cash seizures was \$682.00; and the total value of property seizures was \$11,250.00 .

### COMMUNITY MOBILIZATION / MCRRT / SOCIAL CONCERNS

<b>Community Mobilization Officer</b>	<ul style="list-style-type: none"> <li>- Weekly meetings with Luke Deagle and Adam Forsi to reduce CFS for the front line</li> <li>- CMO attended elder abuse course ran by Durham Regional Police</li> <li>- Lady's educational presentation in Canfield</li> <li>- LSK track and field meet</li> <li>- Health and Wellness Fair – Dunnville</li> <li>- Torch Run</li> <li>- LSK bully presentation for grade 3's</li> </ul>
<b>Mobile Crisis Rapid Response Team (MCRRT)</b>	- Haldimand MCRT started back up, orientation took place with the assistance of Norfolk MCRT.

### **Mental Health Occurrences**

Occurrences	25
Hours	244

### **Domestic Occurrences**

Report Type	Male	Female	Occurrences
Total number of Occurrences where charges were laid			8
Number of accused where one party was charged	7	1	
Number of accused where both parties were charged	0	0	
Number of occurrences where no offence alleged			21

# Haldimand County OPP Community Safety and Engagement Report

**Haldimand 2023/May**

## PROVINCIAL/DETACHMENT INITIATIVES

### Provincial Campaigns

Provincial Traffic Safety Campaigns	<b>Canada Safe Boating Week</b>	
	<b>TYPE</b>	<b>TOTAL</b>
	90 Day A.D.L.S. Issued	0
	Approved Screening Device Tests - Alcohol	0
	Charges: Criminal Code Over 80	0
	Charges: LLA	0
	Charges: Marine (CSA 2001)	5
	Charges: Other Provincial Offences	0
	Cottage Checks	0
	Vessel Checks	56
	Warnings: Marine (CSA 2001)	1
	Warnings: Provincial Statutes	1
	<b>Canada Road Safety Week</b>	
	<b>TYPE</b>	<b>TOTAL</b>
	IMPAIRED DRIVING CHARGES	0
	DRIVE WHILE PROHIBITED CHARGES	0
	FAIL TO YIELD CHARGES	0
	CARELESS CHARGES	2
	SPEEDING CHARGES	10
	STUNT/ RACING CHARGES	0
	SEATBELT CHARGES	0
	DISTRACTED DRIVING CHARGES	1
	LLCA CHARGES (Liquor Licence Control Act - Traffic-Related)	0
	CCA CHARGES (Cannabis Control Act - Traffic-Related)	0
	CAIA CHARGES (Compulsory Automobile Insurance Act)	2
	ORVA CHARGES (Off Road Vehicles Act)	0
	CSA-SVR CHARGES (Canada Shipping Act - Small Vessel Regulations)	1
	OTHER CRIMINAL CODE TRAFFIC CHARGES	0
	OTHER PROVINCIAL TRAFFIC CHARGES *	22
	TOTAL CHARGES *	38
	TOTAL WARNINGS *	34
	SUSPENSIONS	0

# Haldimand County OPP Community Safety and Engagement Report

## Haldimand 2023/May

### Focused Patrols

TYPE	LOCATION	ISSUE	RESULTS
traffic	May 2023 – McClung Road – RM23118915		

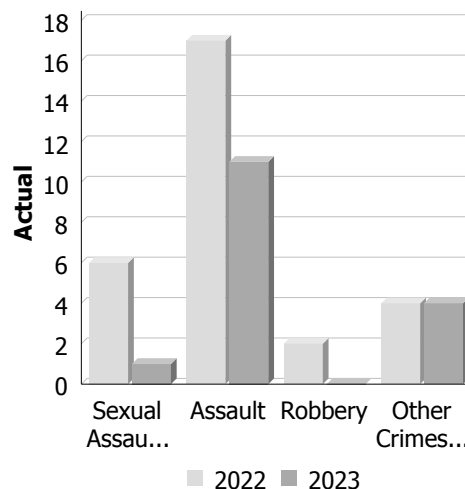
### DETACHMENT PRESSURES

Special Events	<p>PRESSURES:</p> <p>12 Special Events including PRIDE, Walk for Life, Hike for Hospice, and Victoria Day Fireworks.</p> <p>Marine patrols began.</p> <p>Detachment assisted with Russell County.</p>
----------------	---

**Police Services Board Report for Haldimand County**  
**Records Management System**  
**May - 2023**

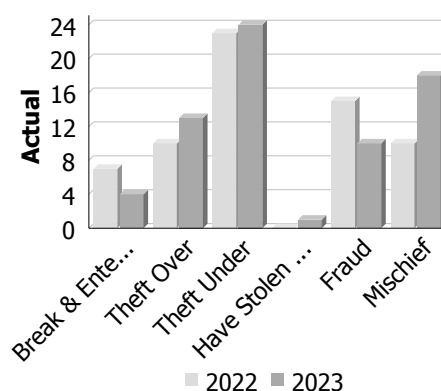
**Violent Crime**

Actual	May			Year to Date - May		
	2022	2023	% Change	2022	2023	% Change
Murder	0	0	--	1	0	-100.0%
Other Offences Causing Death	0	0	--	0	0	--
Attempted Murder	0	0	--	0	0	--
Sexual Assault	6	1	-83.3%	19	7	-63.2%
Assault	17	11	-35.3%	56	62	10.7%
Abduction	0	0	--	1	1	0.0%
Robbery	2	0	-100.0%	5	2	-60.0%
Other Crimes Against a Person	4	4	0.0%	20	41	105.0%
<b>Total</b>	<b>29</b>	<b>16</b>	<b>-44.8%</b>	<b>102</b>	<b>113</b>	<b>10.8%</b>



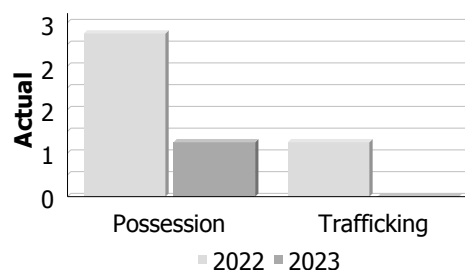
**Property Crime**

Actual	May			Year to Date - May		
	2022	2023	% Change	2022	2023	% Change
Arson	0	0	--	1	2	100.0%
Break & Enter	7	4	-42.9%	20	30	50.0%
Theft Over	10	13	30.0%	37	66	78.4%
Theft Under	23	24	4.3%	87	124	42.5%
Have Stolen Goods	0	1	--	5	4	-20.0%
Fraud	15	10	-33.3%	73	79	8.2%
Mischief	10	18	80.0%	63	68	7.9%
<b>Total</b>	<b>65</b>	<b>70</b>	<b>7.7%</b>	<b>286</b>	<b>373</b>	<b>30.4%</b>



**Drug Crime**

Actual	May			Year to Date - May		
	2022	2023	% Change	2022	2023	% Change
Possession	3	1	-66.7%	7	6	-14.3%
Trafficking	1	0	-100.0%	6	1	-83.3%
Importation and Production	0	0	--	0	0	--
<b>Total</b>	<b>4</b>	<b>1</b>	<b>-75.0%</b>	<b>13</b>	<b>7</b>	<b>-46.2%</b>





**Police Services Board Report for Haldimand County**  
**Records Management System**  
**May - 2023**

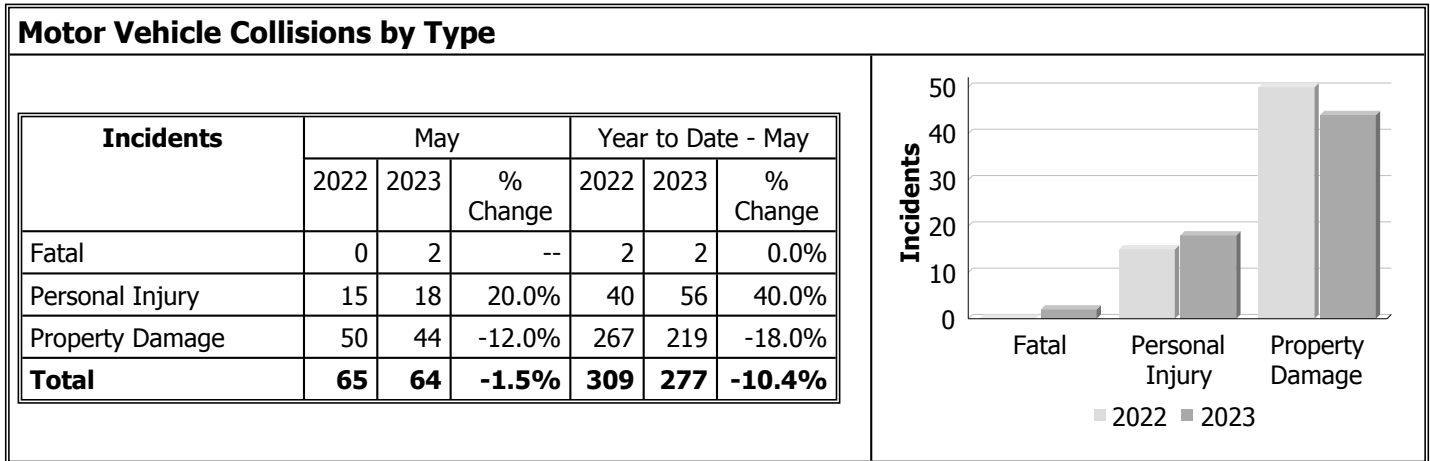
**Violent Crime**

Violent Crime for May reported at 16. Violent Crime did see an decrease of 13 (44.8%) from May last year. A year-to-date increase of 10.8% was observed from the same time frame last year.

**Property Crime**

Property Crime for May reported at 70. Property Crime did see an increase of 5 (7.7%) from May last year. A year-to-date increase of 30.4% was observed from the same time frame last year.

**Police Services Board Report for Haldimand County**  
**Collision Reporting System**  
**May - 2023**



There were 64 collisions in Haldimand County in May. (44 Property Damage, 18 Personal Injury, and 2 Fatal). Collisions were down 1.5% from May of 2022. They were down 10.4% year to date.

Property Damage collisions for May reported at 44. Property Damage collisions did see a decrease of 6 (12.0%) from May last year. A year-to-date decrease of 18.0% was observed from the same time frame last year.

Non-Fatal Injury collisions for May reported at 18. Non-Fatal Injury collisions did see an increase of 3 (20.0%) from May last year. A year-to-date increase of 40.0% was observed from the same time frame last year.

Non-Fatal injury collisions totaled 18 for May. In reviewing the collisions, they ranked as follows: fail to yield right of-way (4), improper turn (3), ability impaired – alcohol (2), speed too fast for conditions (2), lost control (2), speed excessive (1), animal (1), debris on roadway (1), driver fatigue (1), and medical/physical disability (1).

Fatal collisions for May reported at 2. Fatal collisions did see an increase of 2 from May last year. A year-to-date increase of 0.0% (2 – 2) was observed from the same time frame last year.

There were 2 fatal collisions that occurred in May.

Fatal collisions totaled 2 for May. In reviewing the collisions, the primary cause was noted as follows: ability impaired – drugs (1), and lost control (1).