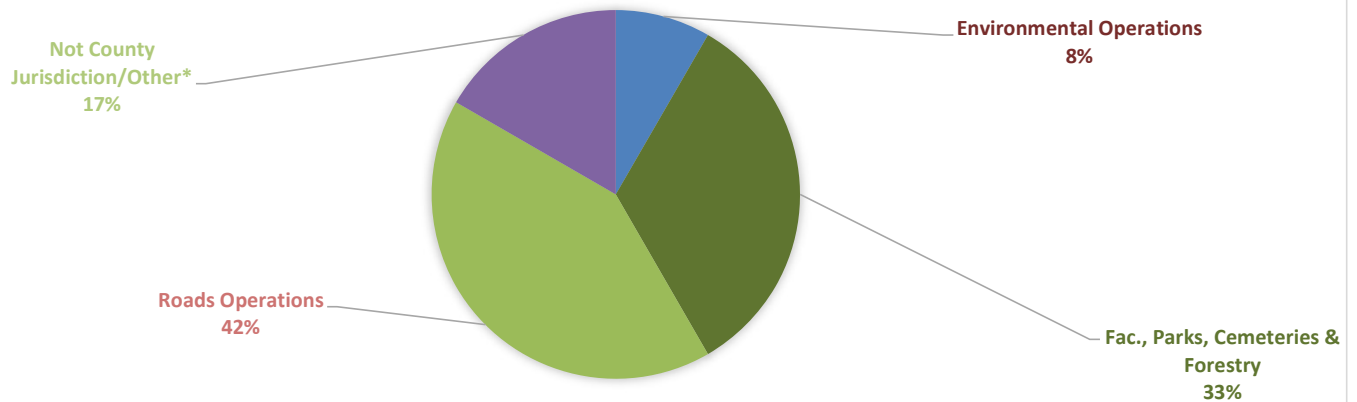
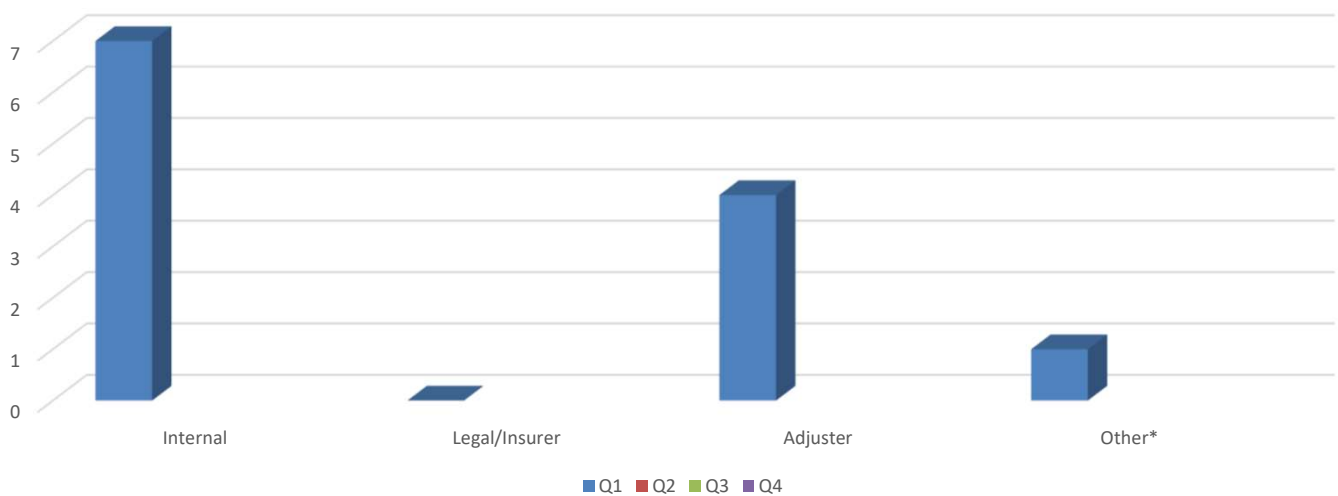


| Haldimand County  |           |          |          |          |           |           |           |           |
|---|-----------|----------|----------|----------|-----------|-----------|-----------|-----------|
| 2023 - Q1 Claims Data - Total Claims against the County |           |          |          |          |           |           |           |           |
| Dept./Division Affected                                 | Q1        | Q2       | Q3       | Q4       | 2020      | 2021      | 2022      | 2023 YTD  |
| Building & Municipal Enforcement                        |           |          |          |          | 1         | 4         | 2         | 0         |
| Comm. Dev. & Partnerships                               |           |          |          |          | 0         | 0         | 0         | 0         |
| Corporate & Social Services                             |           |          |          |          | 0         | 1         | 0         | 0         |
| Council & Mayor's Office                                |           |          |          |          | 1         | 0         | 0         | 0         |
| Economic Dev. & Tourism                                 |           |          |          |          | 0         | 0         | 0         | 0         |
| Emergency Services                                      |           |          |          |          | 1         | 0         | 2         | 0         |
| Engineering Services                                    |           |          |          |          | 1         | 0         | 1         | 0         |
| Environmental Operations                                | 1         |          |          |          | 2         | 9         | 4         | 1         |
| Fac., Parks, Cemeteries & Forestry                      | 4         |          |          |          | 7         | 4         | 4         | 4         |
| Financial & Data Services                               |           |          |          |          | 0         | 0         | 0         | 0         |
| Fleet Operations  |           |          |          |          | 0         | 0         | 0         | 0         |
| Grandview Lodge   |           |          |          |          | 0         | 0         | 1         | 0         |
| Libraries   |           |          |          |          | 0         | 0         | 0         | 0         |
| Roads Operations  | 5         |          |          |          | 18        | 15        | 23        | 5         |
| Not County Jurisdiction/Other*                          | 2         |          |          |          | 10        | 5         | 15        | 2         |
| <b>Total</b>  | <b>12</b> | <b>0</b> | <b>0</b> | <b>0</b> | <b>41</b> | <b>38</b> | <b>52</b> | <b>12</b> |

2023- YTD- DISTRIBUTION OF CLAIMS

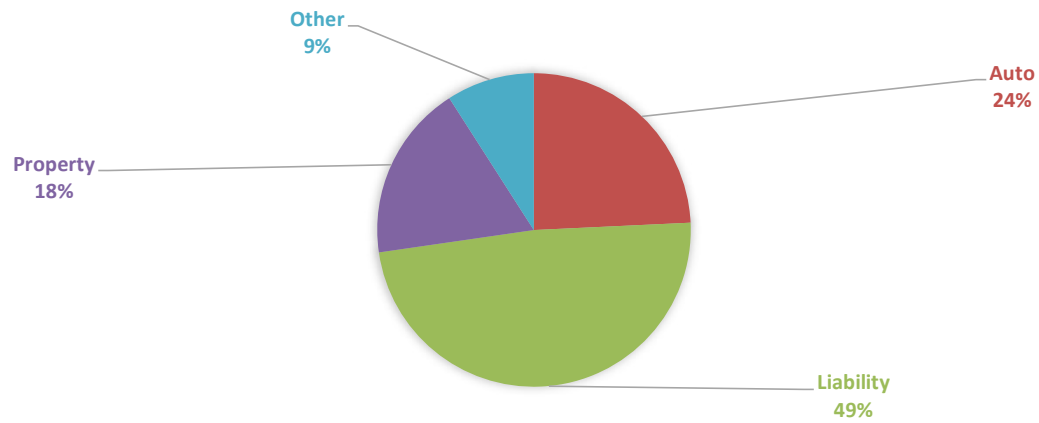
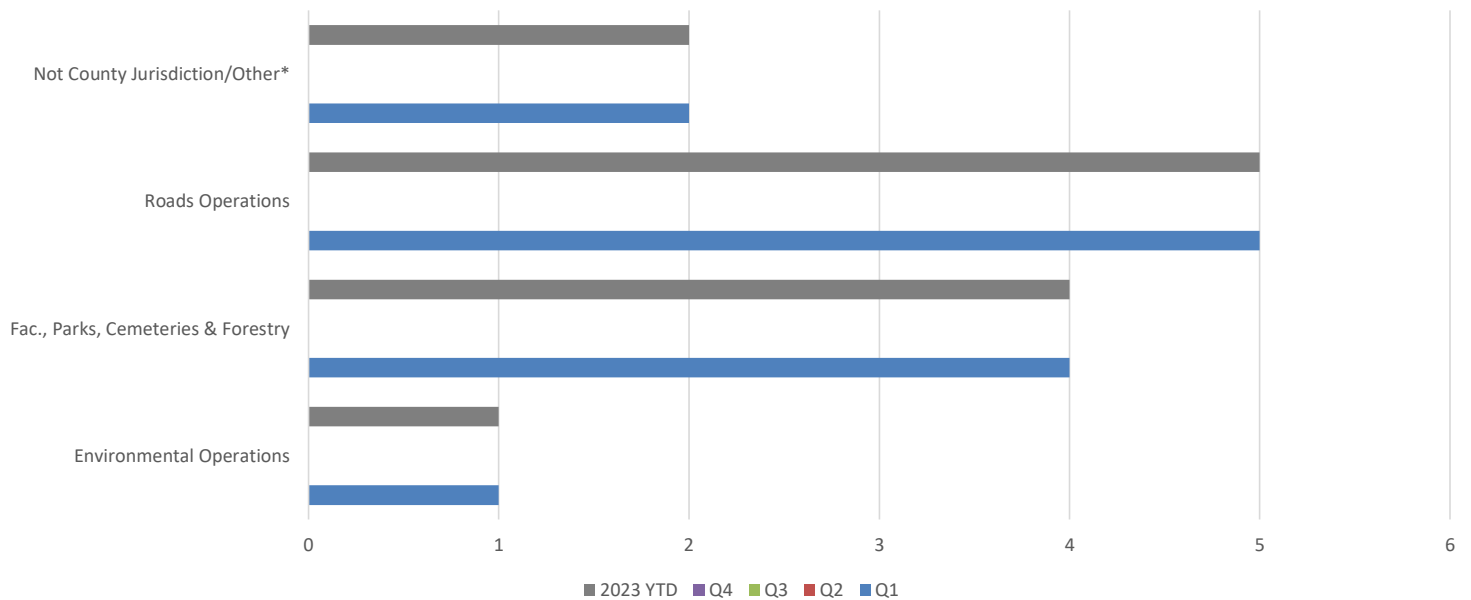


2023 - YTD - MANAGEMENT OF CLAIMS



\*Third Party/Contractor Responsibility

Data showing zero values have been removed from charts

**2023 - YTD - Incident Types****2023 - YTD - Total Claims Against the County - Shown by Quarter**

*Data showing zero values have been removed from charts*