



Haldimand County



Haldimand County Police Services Board Report



Haldimand County

April 2023



Ontario Provincial Police – West Region



@OPP_WR

Haldimand County OPP Community Safety and Engagement Report

Haldimand 2023/April

PUBLIC COMPLAINTS

Policy	0
Service	0
Conduct	0
Other	0

COMMUNITY SAFETY / MOBILIZATION HOURS

Number of Cruiser Patrol Hours:	487.75
Number of Foot Patrol Hours:	53.75
Number of Motorcycle Patrol Hours:	0
Number of Marine Patrol Hours:	0
Number of ATV Patrol Hours:	0
Number of Bicycle Patrol Hours:	0
Number of Community Mobilization Hours:	112.50
Number of RIDE Program Hours:	87.75

DOMESTICS

Report Type	Male	Female	Occurrences
Total number of Occurrences where charges were laid			16
Number of accused where one party was charged	10	3	
Number of accused where both parties were charged	0	0	
Number of occurrences where no offence alleged			28

IMPAIRED RELATED EVENTS

Event Type	Current Month	Current Month Previous Year	Current YTD	Previous YTD
Impaired Occurrences	7	8	24	27
Occurrences with Suspensions	4	7	20	25
Drug Involved Occurrences	0	0	2	2
RIDE Events	33	14	137	52

MENTAL HEALTH ACT

Occurrences	24
Hours	158.50

Haldimand County OPP Community Safety and Engagement Report

Haldimand 2023/April

FALSE ALARMS

False Alarm Events	29
--------------------	----

DETACHMENT INITIATIVES

Motor Vehicle Collisions / Traffic Related Campaigns	<p>There were 49 collisions in Haldimand County in April. (41 Property Damage, 8 Personal Injury, and 0 Fatal). Collisions were down 2.0% from April of 2022. They were down 12.7% year to date.</p> <p>Property Damage collisions for April reported at 41. Property Damage collisions did see a decrease of 3 (6.8%) from April last year. A year-to-date decrease of 19.4% was observed from the same time frame last year.</p> <p>Non-Fatal Injury collisions for April reported at 8. Non-Fatal Injury collisions did see an increase of 2 (33.3%) from April last year. A year-to-date increase of 52.0% was observed from the same time frame last year.</p> <p>Non-Fatal injury collisions totaled 8 for April. In reviewing the collisions, they ranked as follows: fail to yield right of- way (2), lost control (2), inattentive (1), pedestrian (1), unknown (1), and other (1).</p> <p>Fatal collisions for April reported at 0. Fatal collisions did see a decrease of 0 (0.0%) from April last year. A year-to-date decrease of 200.0% (2 – 0) was observed from the same time frame last year.</p> <p>There were 0 fatal collisions that occurred in April.</p> <p>Fatal collisions totaled 0 for April. In reviewing the collisions, the primary cause was noted as follows: N/A</p>
Media	Foot patrol Caledonia Easter Egg Hunt
Public Education Campaigns	<p>Easter Weekend Traffic Campaign</p> <p>Communicator week Detachment visited dispatchers to celebrate them and the work they do.</p> <p>National Day of Mourning for people killed or injured in the workplace.</p> <p>April 30th First Responder appreciation Day Highway Church in Hagersville</p>
Community Street Crime Unit	<p>Haldimand CSCU have recently executed two warrants:</p> <ol style="list-style-type: none"> 1) RM23084686 – CDSA Trafficking 2) E230541424 – Possession of stolen property
Marine	April saw 1 marine incident. Officers were dispatched to a concern of an overdue person on the water. Male located in marshy area on Grand River in Dunnville. Motor failed on boat. Assessed by EMS and released.

Haldimand County OPP Community Safety and Engagement Report

Haldimand 2023/April

COMMUNITY ENGAGEMENT

Community Mobilization Officer	<ul style="list-style-type: none">• April 15th, Greg's Memorial cycle• April 22nd, Chilli cook-off 2 Situation Table meetings• April, I attended approximately 27 meetings and 6 situation tables.• Within the month of March and April I did 6 fraud presentations
Mobile Crisis Rapid Response Team (MCRRT)	Ongoing support from Norfolk

FOCUSED PATROLS

TYPE	STATUS	LOCATION	ISSUE	RESULTS

NOTEWORTHY OCCURRENCES

	Anniversary of DCE – no issues
--	--------------------------------

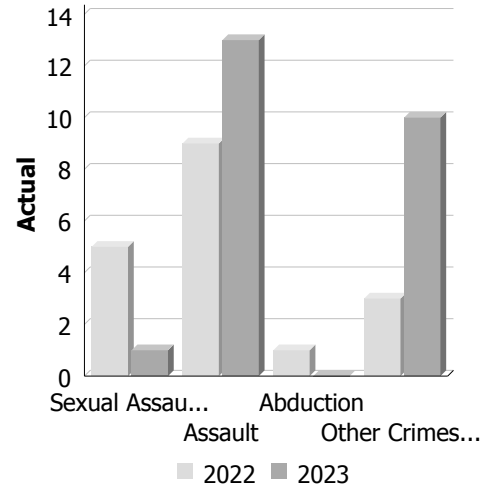
DETACHMENT PRESSURES / LOOKING FORWARD

Staffing	Continuing to work with CAMHS to initiate MCRT and transfer of care protocol with local hospitals. DAC with 40 plus years of service retired
Provincial Traffic Campaigns	Easter RIDE events – dedicated traffic initiative resulting in 80 speeding, 10 seatbelt, 1 distracted driver, 4 impaired, 1 LLA, 11 insurance, 26 other HTA and 1 other criminal charge. A total of 134 incidents with charges 41 warnings
Special Events	April 15th, Greg's Memorial cycle

Police Services Board Report for Haldimand County
Records Management System
April - 2023

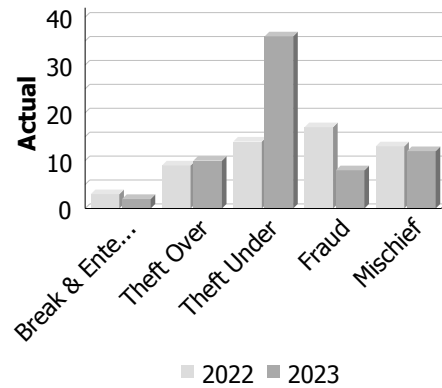
Violent Crime

Actual	April			Year to Date - April		
	2022	2023	% Change	2022	2023	% Change
Murder	0	0	--	1	0	-100.0%
Other Offences Causing Death	0	0	--	0	0	--
Attempted Murder	0	0	--	0	0	--
Sexual Assault	5	1	-80.0%	13	6	-53.8%
Assault	9	13	44.4%	39	47	20.5%
Abduction	1	0	-100.0%	1	1	0.0%
Robbery	0	0	--	3	2	-33.3%
Other Crimes Against a Person	3	10	233.3%	16	32	100.0%
Total	18	24	33.3%	73	88	20.5%



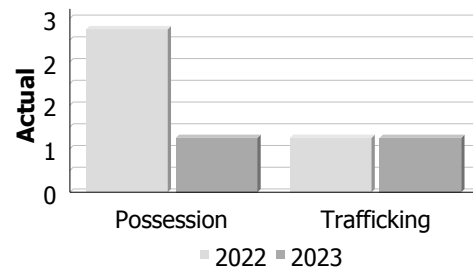
Property Crime

Actual	April			Year to Date - April		
	2022	2023	% Change	2022	2023	% Change
Arson	0	0	--	1	2	100.0%
Break & Enter	3	2	-33.3%	13	20	53.8%
Theft Over	9	10	11.1%	27	50	85.2%
Theft Under	14	36	157.1%	64	93	45.3%
Have Stolen Goods	0	0	--	5	2	-60.0%
Fraud	17	8	-52.9%	58	57	-1.7%
Mischief	13	12	-7.7%	53	45	-15.1%
Total	56	68	21.4%	221	269	21.7%



Drug Crime

Actual	April			Year to Date - April		
	2022	2023	% Change	2022	2023	% Change
Possession	3	1	-66.7%	4	5	25.0%
Trafficking	1	1	0.0%	5	1	-80.0%
Importation and Production	0	0	--	0	0	--
Total	4	2	-50.0%	9	6	-33.3%



Police Services Board Report for Haldimand County
Records Management System
April - 2023

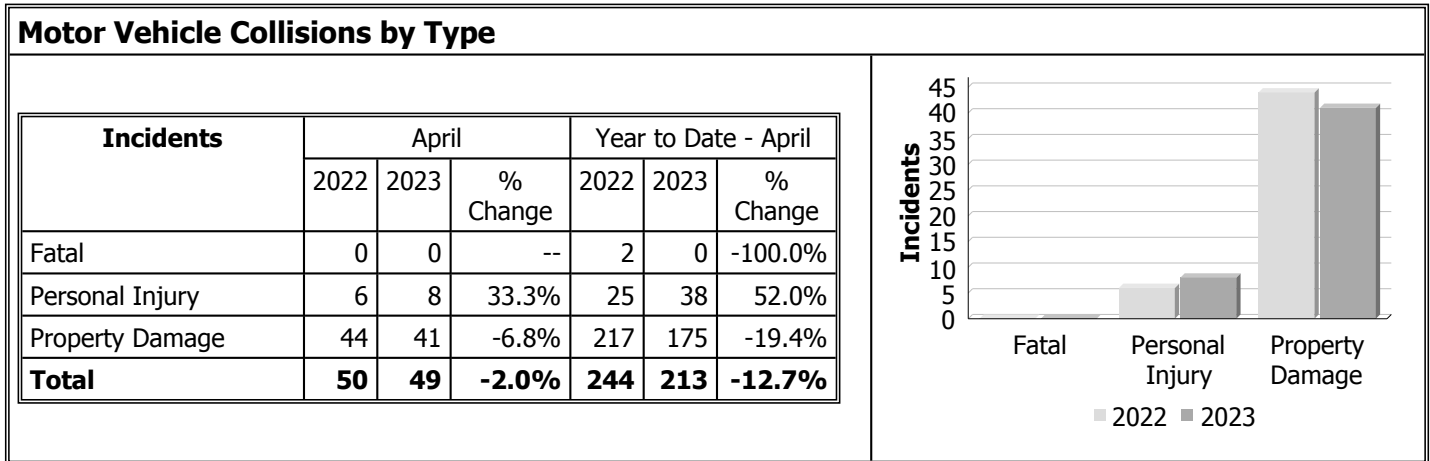
Violent Crime

Violent Crime for April reported at 24. Violent Crime did see an increase of 6 (33.3%) from April last year. A year-to-date increase of 20.5% was observed from the same time frame last year.

Property Crime

Property Crime for April reported at 68. Property Crime did see an increase of 12 (21.4%) from April last year. A year-to-date increase of 21.7% was observed from the same time frame last year.

Police Services Board Report for Haldimand County
Collision Reporting System
April - 2023



There were 49 collisions in Haldimand County in April. (41 Property Damage, 8 Personal Injury, and 0 Fatal). Collisions were down 2.0% from April of 2022. They were down 12.7% year to date.

Property Damage collisions for April reported at 41. Property Damage collisions did see a decrease of 3 (6.8%) from April last year. A year-to-date decrease of 19.4% was observed from the same time frame last year.

Non-Fatal Injury collisions for April reported at 8. Non-Fatal Injury collisions did see an increase of 2 (33.3%) from April last year. A year-to-date increase of 52.0% was observed from the same time frame last year.

Non-Fatal injury collisions totaled 8 for April. In reviewing the collisions, they ranked as follows: fail to yield right of- way (2), lost control (2), inattentive (1), pedestrian (1), unknown (1), and other (1).

Fatal collisions for April reported at 0. Fatal collisions did see a decrease of 0 (0.0%) from April last year. A year-to-date decrease of 200.0% (2 – 0) was observed from the same time frame last year.

There were 0 fatal collisions that occurred in April.

Fatal collisions totaled 0 for April. In reviewing the collisions, the primary cause was noted as follows:
N/A