



# **Haldimand County**

## **Police Services Board Report**



# **Haldimand**

## **County**

**March 2023**



**Ontario Provincial Police – West Region**



**@OPP\_WR**



# Haldimand County OPP Community Safety and Engagement Report

## Haldimand 2023/March

### **PUBLIC COMPLAINTS**

Policy	0
Service	0
Conduct	0
Other	0

### **COMMUNITY SAFETY / MOBILIZATION HOURS**

Number of Cruiser Patrol Hours:	324.25
Number of Foot Patrol Hours:	54.75
Number of Motorcycle Patrol Hours:	0
Number of Marine Patrol Hours:	0
Number of ATV Patrol Hours:	0
Number of Bicycle Patrol Hours:	0
Number of Community Mobilization Hours:	152
Number of RIDE Program Hours:	118.5

### **DOMESTICS**

Report Type	Male	Female	Occurrences
Total number of Occurrences where charges were laid			12
Number of accused where one party was charged	10	1	
Number of accused where both parties were charged	0	0	
Number of occurrences where no offence alleged			34

### **IMPAIRED RELATED EVENTS**

Event Type	Current Month	Current Month Previous Year	Current YTD	Previous YTD
Impaired Occurrences	4	12	17	19
Occurrences with Suspensions	3	12	16	18
Drug Involved Occurrences	0	2	2	2
RIDE Events	58	14	114	38

### **MENTAL HEALTH ACT**

Occurrences	39
Hours	246.75

# Haldimand County OPP Community Safety and Engagement Report

## Haldimand 2023/March

### FALSE ALARMS

False Alarm Events	37
--------------------	----

### DETACHMENT INITIATIVES

<b>Motor Vehicle Collisions / Traffic Related Campaigns</b>	<p>There were 57 collisions in Haldimand County in March. (49 Property Damage, 8 Personal Injury, and 0 Fatal). Collisions were down 16.2% from March of 2022. They were down 15.5% year to date.</p> <p>Property Damage collisions for March reported at 49. Property Damage collisions did see a decrease of 12 (19.7%) from March last year. A year-to-date decrease of 22.5% was observed from the same time frame last year.</p> <p>Non-Fatal Injury collisions for March reported at 8. Non-Fatal Injury collisions did see an increase of 1 (14.3%) from March last year. A year-to-date increase of 57.9% was observed from the same time frame last year.</p> <p>Non-Fatal injury collisions totaled 12 for February. In reviewing the collisions, they ranked as follows: inattentive Driver (4), fail to yield right of- way (1) disobey traffic control (1), lost control (1), and animal (1).</p> <p>Fatal collisions for March reported at 0. Fatal collisions did see a decrease of 0 (0.0%) from March last year. A year-to-date decrease of 200.0% (2 – 0) was observed from the same time frame last year.</p> <p>There were 0 fatal collisions that occurred in March.</p> <p>Fatal collisions totaled 0 for March. In reviewing the collisions, the primary cause was noted as follows: N/A</p>
<b>Media</b>	<p>March was Fraud Prevention Month, and several presentations were completed to various community and senior groups. Some great interaction with residents and a great educational opportunity.</p>
<b>Public Education Campaigns</b>	<p>Social media is also utilized to the fullest to assist in preventing and reducing crime in our community. It also allows the OPP to engage with our community members on a regular basis and gives them a glimpse into what our officers are responding to.</p> <p>March 25<sup>th</sup> our members participated in the Polar Plunge which raised money for Special Olympics. The event was well attended and successful.</p>

# Haldimand County OPP Community Safety and Engagement Report

## Haldimand 2023/March

<b>Community Street Crime Unit</b>	<p>Most recently CSCU conducted a month-long drug investigation in the that successfully concluded with the arrest of three people and seizure of a substantial amount of Fentanyl, Cocaine, Methamphetamine and Hydromorphone. Also seized was a large amount of Canadian currency along with weapons that included a taser, baton, pepper spray and a prohibited knife.</p> <p>The OPP Haldimand-Norfolk Community Street Crime Unit seized several firearms in an ongoing investigation from Feb of 2023. A 70-year-old of Norfolk County was charged with two counts of careless storage of firearm, weapon, prohibited device or ammunition and six counts of lost firearms or weapons not reported. Accused to appear in court.</p>
<b>Marine</b>	March saw no marine incidents.

### COMMUNITY ENGAGEMENT

<b>Community Mobilization Officer</b>	<ul style="list-style-type: none"> <li>• March 18 meetings and 8 tables</li> <li>• Victim Services and CMO conducted 4 victim service presentations one for each platoon in the month of April</li> <li>• March 3rd, SRO ride along</li> <li>• March 6th, MHA expo event</li> </ul>
<b>Mobile Crisis Rapid Response Team (MCRRT)</b>	Haldimand has utilized the Norfolk MCRT team to reengage the community with MCRT. Working with CAMHS to hire MCRT workers for the Haldimand Detachment.

### FOCUSED PATROLS

TYPE	STATUS	LOCATION	ISSUE	RESULTS

### NOTEWORTHY OCCURRENCES

	<p><b>ALPR</b> – in car cameras are now installed in all the vehicles. The new ALPR cameras have been very successful with officers regularly arresting people for suspended driving, identifying drivers with expired driver's licence and validation tags.</p>
--	--



# Haldimand County OPP Community Safety and Engagement Report

## Haldimand 2023/March

	<p><b>Crime Stoppers</b></p> <p>Student Crime Stoppers bursary packages were handed out to all high schools in both Haldimand and Norfolk and we received two applications.</p> <p>The board has been busy preparing for your upcoming Appreciation Event being held on May 12, 2023, at the Hagersville Legion.</p> <p>Our annual golf tournament is being renamed to “Crime Stoppers of Haldimand and Norfolk Annual Memorial Tournament acknowledging our First Responders” held on August 17, 2023, at the Cayuga Golf Club look for more information on our website and social media platforms.</p> <p>Chair Bailey Long attended Haldimand PSB to request funds to help support our program, the board is appreciative of the funds received. The Sachem also reported, and an article was written regarding funding/fundraising within our program.</p> <p><b>Tip Activity</b></p> <p>- There have been 108 anonymous tips received this year. (not including update calls (approx. 70/month) or admin calls (u/k)).</p> <p>Statistics Since Inception Arrests 2,290 Narcotics Seized \$45,265,423 Property Recovered \$5,821,320 Charges Laid 6,911 Rewards Approved \$362,015</p>
--	--

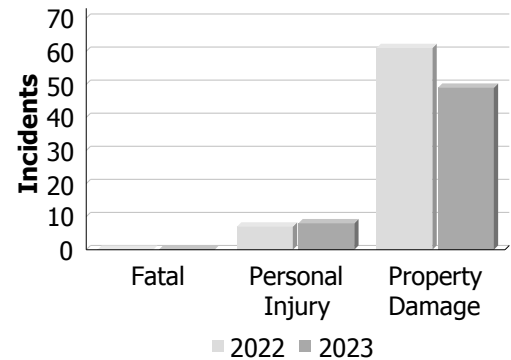
## DETACHMENT PRESSURES / LOOKING FORWARD

Staffing	New DAC (Detachment Admin Clerk) position competition ongoing. As well as Special Constable competition.
Provincial Traffic Campaigns	
Special Events	Toronto Motor Sports and Pride Event in May

**Police Services Board Report for Haldimand County**  
**Collision Reporting System**  
**March - 2023**

**Motor Vehicle Collisions by Type**

Incidents	March			Year to Date - March		
	2022	2023	% Change	2022	2023	% Change
Fatal	0	0	--	2	0	-100.0%
Personal Injury	7	8	14.3%	19	30	57.9%
Property Damage	61	49	-19.7%	173	134	-22.5%
<b>Total</b>	<b>68</b>	<b>57</b>	<b>-16.2%</b>	<b>194</b>	<b>164</b>	<b>-15.5%</b>



There were 57 collisions in Haldimand County in March. (49 Property Damage, 8 Personal Injury, and 0 Fatal). Collisions were down 16.2% from March of 2022. They were down 15.5% year to date.

Property Damage collisions for March reported at 49. Property Damage collisions did see a decrease of 12 (19.7%) from March last year. A year-to-date decrease of 22.5% was observed from the same time frame last year.

Non-Fatal Injury collisions for March reported at 8. Non-Fatal Injury collisions did see an increase of 1 (14.3%) from March last year. A year-to-date increase of 57.9% was observed from the same time frame last year.

Non-Fatal injury collisions totaled 12 for February. In reviewing the collisions, they ranked as follows: inattentive Driver (4), fail to yield right of- way (1) disobey traffic control (1), lost control (1), and animal (1).

Fatal collisions for March reported at 0. Fatal collisions did see a decrease of 0 (0.0%) from March last year. A year-to-date decrease of 200.0% (2 – 0) was observed from the same time frame last year.

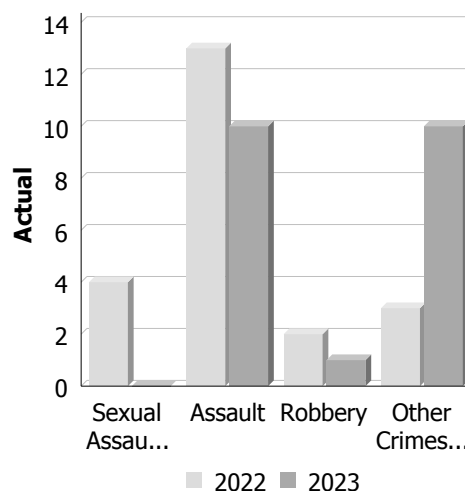
There were 0 fatal collisions that occurred in March.

Fatal collisions totaled 0 for March. In reviewing the collisions, the primary cause was noted as follows: N/A

**Police Services Board Report for Haldimand County**  
**Records Management System**  
**March - 2023**

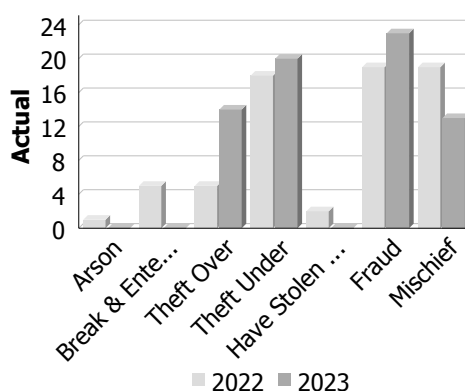
**Violent Crime**

Actual	March			Year to Date - March		
	2022	2023	% Change	2022	2023	% Change
Murder	0	0	--	1	0	-100.0%
Other Offences Causing Death	0	0	--	0	0	--
Attempted Murder	0	0	--	0	0	--
Sexual Assault	4	0	-100.0%	8	5	-37.5%
Assault	13	10	-23.1%	30	33	10.0%
Abduction	0	0	--	0	1	--
Robbery	2	1	-50.0%	3	2	-33.3%
Other Crimes Against a Person	3	10	233.3%	13	20	53.8%
<b>Total</b>	<b>22</b>	<b>21</b>	<b>-4.5%</b>	<b>55</b>	<b>61</b>	<b>10.9%</b>



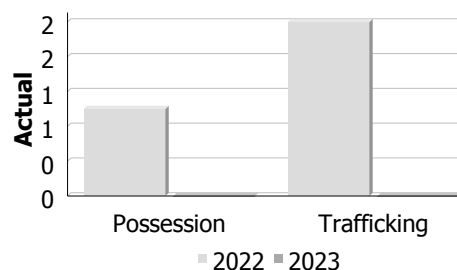
**Property Crime**

Actual	March			Year to Date - March		
	2022	2023	% Change	2022	2023	% Change
Arson	1	0	-100.0%	1	2	100.0%
Break & Enter	5	0	-100.0%	10	18	80.0%
Theft Over	5	14	180.0%	18	39	116.7%
Theft Under	18	20	11.1%	50	58	16.0%
Have Stolen Goods	2	0	-100.0%	5	2	-60.0%
Fraud	19	23	21.1%	41	47	14.6%
Mischief	19	13	-31.6%	40	33	-17.5%
<b>Total</b>	<b>69</b>	<b>70</b>	<b>1.4%</b>	<b>165</b>	<b>199</b>	<b>20.6%</b>



**Drug Crime**

Actual	March			Year to Date - March		
	2022	2023	% Change	2022	2023	% Change
Possession	1	0	-100.0%	1	4	300.0%
Trafficking	2	0	-100.0%	4	0	-100.0%
Importation and Production	0	0	--	0	0	--
<b>Total</b>	<b>3</b>	<b>0</b>	<b>-100.0%</b>	<b>5</b>	<b>4</b>	<b>-20.0%</b>





**Police Services Board Report for Haldimand County**  
**Records Management System**  
**March - 2023**

**Violent Crime**

Violent Crime for March reported at 21. Violent Crime did see a decrease of 1 (4.5%) from March last year. A year-to-date increase of 10.9% was observed from the same time frame last year.

**Property Crime**

Property Crime for March reported at 70. Property Crime did see an increase of 1 (1.4%) from March last year. A year-to-date increase of 20.6% was observed from the same time frame last year.