



Ontario Provincial Police

Haldimand County

The Billing Model For OPP Municipal Policing Services

May 25th, 2023



OVERVIEW

- OPP Integrated Service Delivery
- OPP Billing Model
- Understanding Your Billing Statement
- Questions



OUR VISION

Safe Communities... A Secure Ontario

Safe Communities... A Secure Ontario reflects our unique and dual policing mandate.

As the OPP's vision statement, it captures our goal as a provider of frontline policing for the majority of Ontario's municipalities, roadways, trails and waterways in remote northern and Indigenous communities and rural and urban centres. It is our aim as leaders of a vast array of province-wide public safety programs.

Simply, it is the focus of our strategic plan.





OPP Integrated Service Delivery

Detachments operate on an **integrated service delivery model**, whereby they may provide policing services to contract and non-contract municipalities and further meet provincial policing commitments under the PSA.

The OPP accurately tracks service provided to municipalities using the **Daily Activity Reporting (DAR) system**, ensuring they do not pay for provincial resources or obligations.

Integrated Service Delivery Model Benefits for Municipalities policed by the OPP:

- Enhanced flexibility in meeting changing policing demands at a lower cost than having one detachment service one municipality;
- Provides economies of scale by allowing municipalities and the province share the cost of detachment supervisory and administrative positions and detachment infrastructure;
- Allows for coordinated policing strategies for the issues that often span multiple jurisdictions;
- Being part of a larger policing model allows communities to engage and partner with various agencies (e.g., community safety agencies) outside their municipal boundaries.



Ontario Provincial Police: Resources (2020-2021)

MUNICIPAL POLICING RESOURCES

Detachment Staff****

- Supervision
- Frontline Constable
- Civilian Administrative and Support

Support Positions and

ODOE****

- Communication Operators
- Prisoner Guards
- Provincial Police Academy and In-Service Training
- Uniform Recruitment
- Municipal Policing Bureau
- Quality Assurance
- Forensic Identification
- IT and Telephone Support
- Regional Headquarters
- Vehicles
- Uniform and equipment
- Radios

2%
\$24M***

Indigenous Policing

Unincorporated Territories

Community Safety

Auxiliary Policing

PROVINCIAL / SPECIALIZED RESPONSIBILITIES

Traffic Safety

- Aircraft Enforcement
- Provincial Traffic Safety Program
- Snowmobile All-Terrain Vessel Enforcement
- Waterways and King's Highway

Investigations

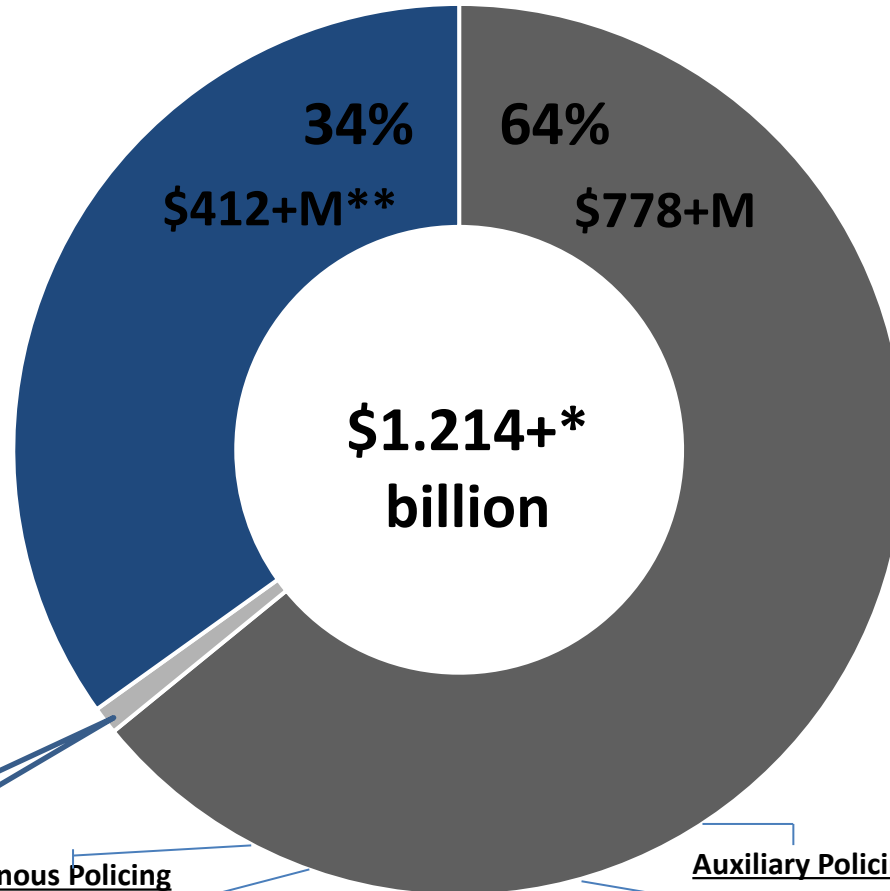
- Criminal Investigations
- Child Sexual Exploitation Investigations
- Anti-Rackets
- Organized Crime
- Investigation and Support

Intelligence

- Covert Operations
- Provincial Anti-Terrorism and Hate Crimes
- Analysis and Information
- Field Intelligence

Specialized Response Teams

- Tactical Emergency Medical Services
- Aviation Services
- Canine Unit
- Emergency Response Team
- Negotiations
- Tactics and Rescue Unit
- Underwater Search and Recovery Unit
- Urban Chemical Response Team



*OPP total cost is based on 2020-2021 operating and capital budget estimate (Source: [2020 OPP Annual Report](#))

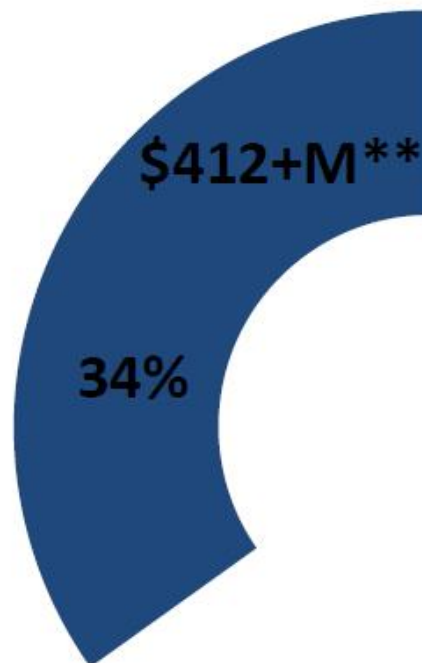
** OPP municipal policing estimated cost for 2021 (excluding recoveries for municipalities in a 3+ years post-amalgamation transition contract)

***\$23.6M recoveries (including one-time initial cost) for OPP policing services provided to municipalities in a 3+ years post-amalgamation transition contract

****Municipalities are billed for the portion of detachment, support positions and other direct operating expenses (ODOE) required to meet their service demands



MUNICIPAL POLICING RESOURCES



Detachment Staff****

- Supervision
- Frontline Constable
- Civilian Administrative and Support

Support Positions and ODOE****

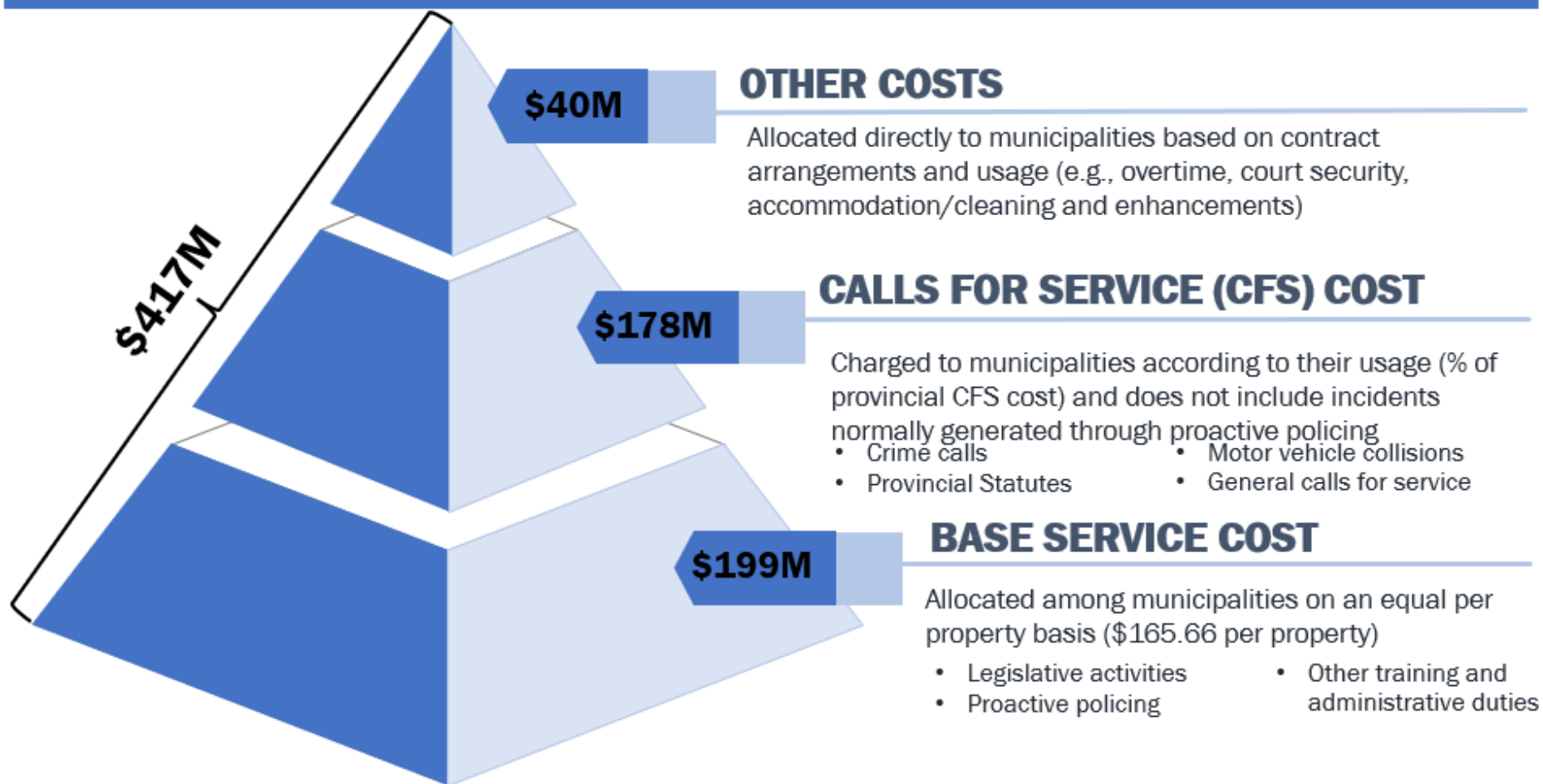
- Communication Operators
- Prisoner Guards
- Provincial Police Academy and In-Service Training
- Uniform Recruitment
- Municipal Policing Bureau
- Quality Assurance
- Forensic Identification
- IT and Telephone Support
- Regional Headquarters
- Vehicles
- Uniform and equipment
- Radios

** OPP municipal policing estimated cost for 2019 (excluding recoveries for amalgamated municipalities)

****Municipalities are billed for the portion of detachment, support positions and other direct operating expenses (ODOE) required to meet their service demands



2023 OPP Municipal Cost Recovery under the OPP Billing Model



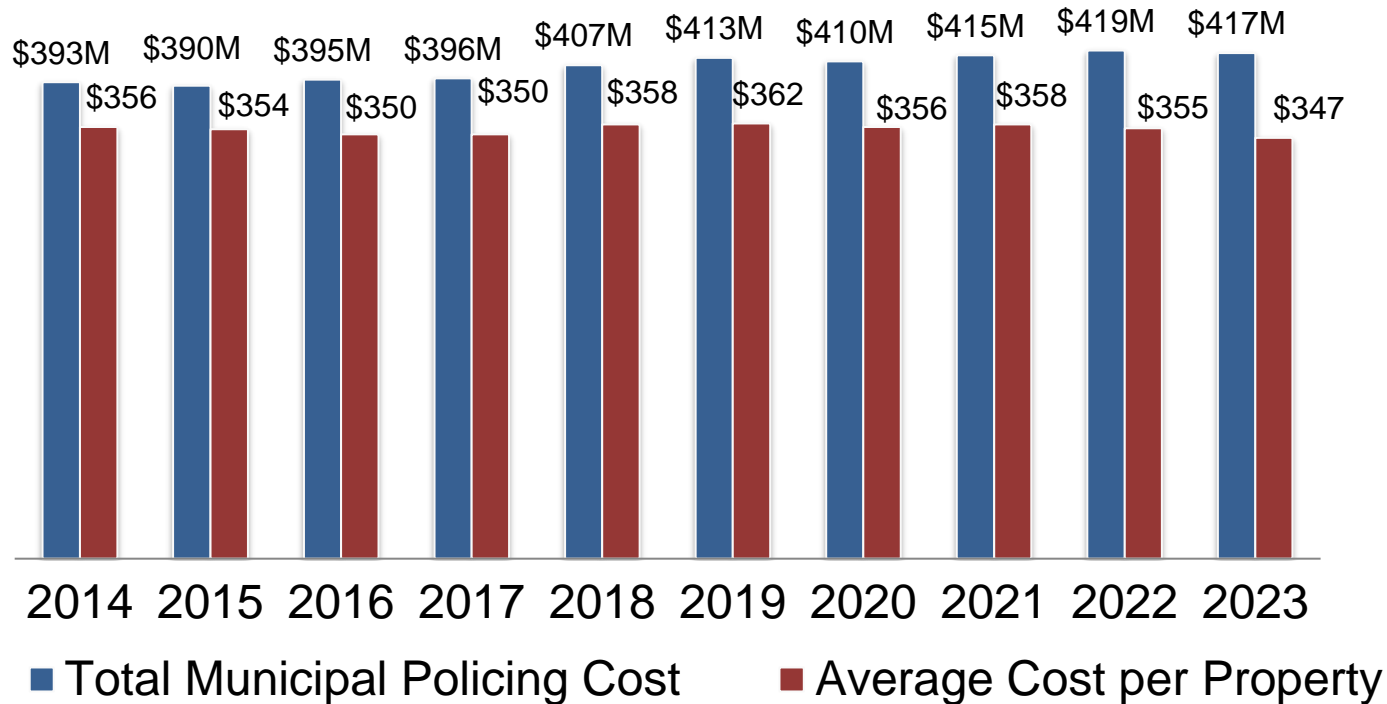
Note: Cost net of recoveries for policing services provided to municipalities in a post-amalgamation 3+ years transition contract



OPP Municipal Policing Snapshot

Historical Trends (2014-2023)

Since the inception of the billing model in 2015, recoveries have increased at an annualized rate of approximately 1%



Note: 2014-2021 figures are based on actual and 2022-2023 are estimated costs. All costs are net of recoveries for policing services provided to municipalities in a post-amalgamation 3+ years transition contract and municipal discount.



OPP 2023 Annual Billing Statement

Haldimand Co

Estimated costs for the period January 1 to December 31, 2023

Please refer to www.opp.ca for 2023 Municipal Policing Billing General Information summary for further details.

Base Service	Property Counts	Cost per	
		Property	Total Cost
		\$	\$
	Household	21,509	
	Commercial and Industrial	905	
	Total Properties	22,414	165.66
			3,713,148

Calls for Service	(see summaries)		
	Total all municipalities	178,576,909	
	Municipal portion	1.9140% →	152.49
			3,417,971

Overtime	(see notes)	13.93	312,163
Court Security	(see summary)	16.28	364,877
Prisoner Transportation	(per property cost)	1.17	26,224
Accommodation/Cleaning Services	(per property cost)	4.87	109,156
Total 2023 Estimated Cost		354.40	7,943,539

2021 Year-End Adjustment	(see summary)	302,037
--------------------------	---------------	---------

Grand Total Billing for 2023	8,245,576
------------------------------	-----------

2023 Monthly Billing Amount	687,131
-----------------------------	---------



OPP Policing Cost Trends 2015 – 2022 (WWW.OPP.CA)

Municipality **Haldimand Co**
 Agreement Section 10
 Detachment Haldimand

Year	Cost Status	Property Count	Total Cost		Year over Year Cost Variance	Cost Per Property		OPP Average Cost per Property
			Before Cap	Capped		Before Cap	Capped	
2015	Reconciled	20,650	\$7,489,934	\$7,708,645		\$363	\$373	\$354
2016	Reconciled	21,078	\$7,461,166	\$7,461,166	-0.4%	\$354	\$354	\$350
2017	Reconciled	21,190	\$7,530,994	\$7,530,994	0.9%	\$355	\$355	\$350
2018	Reconciled	21,045	\$7,503,163	\$7,503,163	-0.4%	\$357	\$357	\$358
2019	Reconciled	21,255	\$7,687,670	\$7,687,670	2.5%	\$362	\$362	\$362
2020	Reconciled*	21,672	\$7,962,848		3.6%	\$367		\$356
2021	Reconciled*	21,876	\$8,038,005		0.9%	\$367		\$358
2022	Estimate*	22,109	\$8,020,709		-0.2%	\$363		\$355
2023	Estimate*	22,414	\$7,943,539		-1.0%	\$354		\$347

*2019 was the final year of the 5 year phase-in period, no caps have been applied after 2019





PAGE 5 – Billing Statement (Calls for Service)

OPP 2023 Calls for Service Billing Summary

Haldimand Co

Estimated costs for the period January 1 to December 31, 2023

Calls for Service Billing Workgroups	Calls for Service Count					2023 Average Time Standard	Total Weighted Time	% of Total Provincial Weighted Time	2023 Estimated Calls for Service Cost
	2018	2019	2020	2021	Four Year Average				
					A	B	C = A * B		
Note 1	Note 2					Note 3		Note 4	
Drug Possession	74	59	46	49	57	7.1	405	0.0226%	40,366
Drugs	10	3	8	8	7	68.0	493	0.0275%	49,173
Operational	4,154	3,916	4,026	3,444	3,885	3.8	14,763	0.8246%	1,472,496
Operational 2	1,625	2,400	792	701	1,380	1.4	1,931	0.1079%	192,632
Other Criminal Code Violations	174	198	216	195	196	7.5	1,468	0.0820%	146,434
Property Crime Violations	1,020	1,081	1,021	908	1,008	6.4	6,448	0.3601%	643,138
Statutes & Acts	500	460	520	592	518	3.4	1,761	0.0984%	175,666
Traffic	724	671	725	672	698	3.7	2,583	0.1442%	257,595
Violent Criminal Code	257	266	306	289	280	15.8	4,416	0.2467%	440,472
Total	8,538	9,054	7,660	6,858	8,028		34,268	1.9140%	\$3,417,971
Provincial Totals	Note 5	401,534	441,088	364,415	373,300	395,084	1,790,383	100.0%	\$178,576,909



Cost By Municipality (WWW.OPP.CA)

2015-2023 Cost by Municipality – Haldimand Detachment

OPP MUNICIPAL POLICING COSTS OPP Billing Model Cost-Recovery ⁸			2023 Total Property Count - 1,202,724 2023 Estimated Total Municipal Recoveries - \$416,871,949 2023 Estimated Average per Property Cost - \$347			2022 Total Property Count - 1,182,353 2022 Estimated Total Municipal Recoveries - \$419,431,754 2022 Estimated Average per Property Cost - \$355			2021 Total Property Count - 1,160,856 2021 Reconciled Total Municipal Recoveries - \$415,097,275 2021 Reconciled Average per Property Cost - \$358		
To view costs for a municipality in a chart format please refer to the "Cost Comparison Chart" tab.			2023			2022			2021		
			Estimated ² (No Phase-in Cap for 2023)			Estimated ² (No Phase-in Cap for 2022)			Reconciled Cost (No Phase-in Cap for 2021)		
Municipality ⁸	Detachment	Status as of September 30, 2022	Property Count ¹	Total Cost	Per Property Cost	Property Count ¹	Total Cost	Per Property Cost	Property Count ¹	Total Cost	Per Property Cost
Brant Co	Brant County	Section 10	15,876	5,640,892	355	15,495	\$5,705,837	\$368	15,125	\$5,450,761	\$360
Haldimand Co	Haldimand	Section 10	22,414	7,943,539	354	22,109	\$ 8,020,709	\$ 363	21,876	\$ 8,038,005	\$ 367
Norfolk Co	Norfolk	Section 10	32,421	12,458,317	384	32,176	\$ 12,932,128	\$ 402	31,938	\$ 12,832,080	\$ 402

Cost Per Property

2023

Brant CO - \$355

Haldimand Co -\$354

Norfolk Co -\$384

2022

Brant CO - \$368

Haldimand Co -\$363

Norfolk Co -\$402

2021

Brant CO - \$360

Haldimand Co -\$367

Norfolk Co -\$402



Ontario Provincial Police

QUESTIONS?

RESOURCES:

INTERNET

www.opp.ca/billingmodel
www.opp.ca/municipalpolicing
www.opp.ca/contractproposals

CALL US

Municipal Policing Bureau
777 Memorial Avenue,
2nd Floor, Orillia ON L3V 7V3
Office: 1-705-329-6224



FACEBOOK

Ontario Provincial Police
Ontario Provincial Police - Careers



PINTEREST

@officialOPP



INSTAGRAM

[ontarioprovincialpolice](https://www.instagram.com/ontarioprovincialpolice)
[opp_hire](https://www.instagram.com/opp_hire)



YOUTUBE

EN - Ontario Provincial Police
FR- Police Provinciale de l'Ontario



TWITTER

@OPPCommissioner
@OPP
@OPP_News
@OPP_Hire
@OPP_Indigenous

OPP East Region @OPP_ER
OPP West Region @OPP_WR
OPP Central Region @OPP_CR
OPP North East Region @OPP_NER
OPP North West Region @OPP_NWR

OPP Highway Safety Division
@OPP_HSD

(Sgt Rob Griffin)
Cell: [REDACTED]