



Haldimand County

Police Services Board Report



Haldimand

County

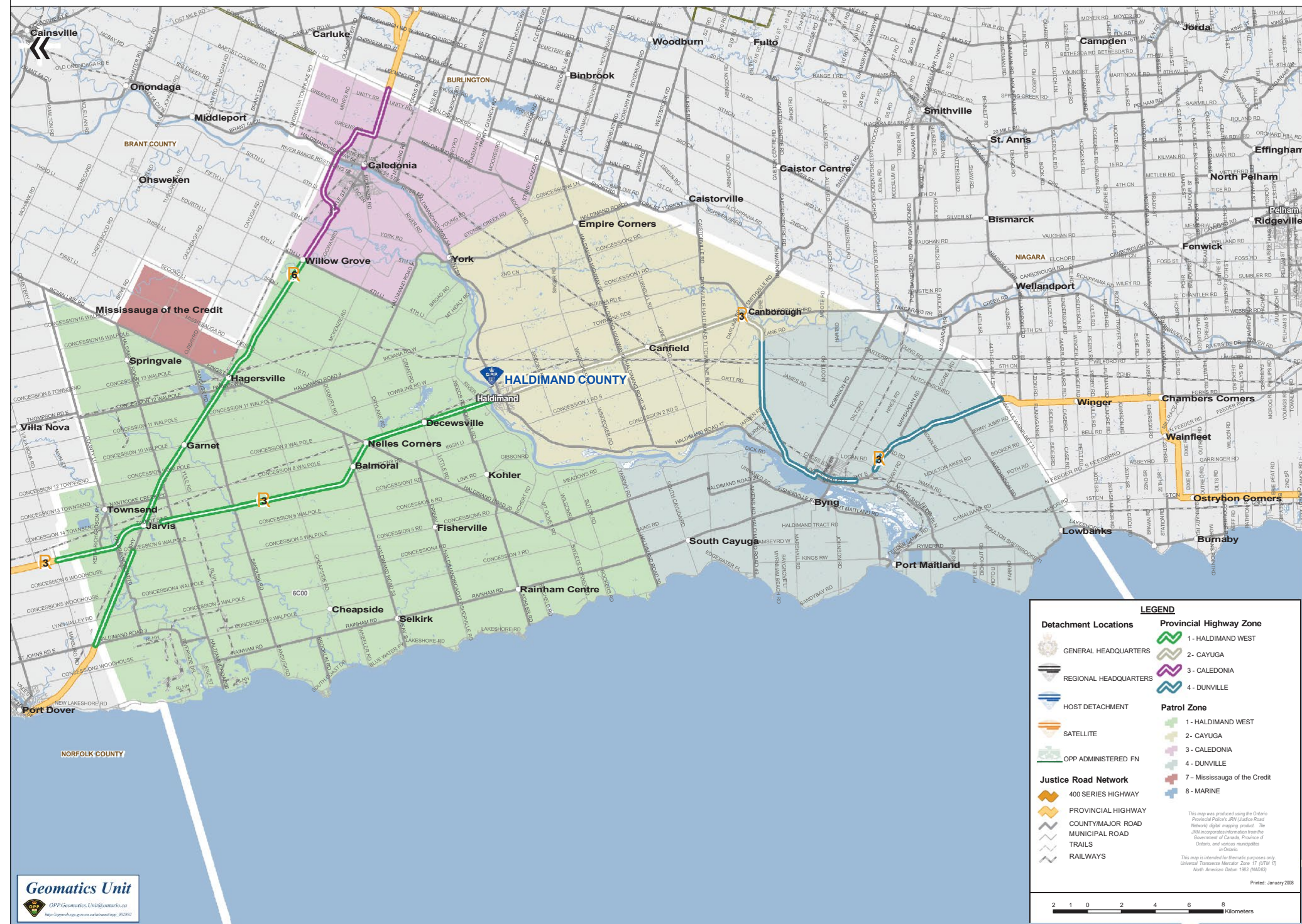
February 2023



Ontario Provincial Police – West Region



@OPP_WR



Haldimand County OPP Community Safety and Engagement Report

PUBLIC COMPLAINTS

Policy	0
Service	0
Conduct	0
Other	0

COMMUNITY SAFETY / MOBILIZATION HOURS

Number of Cruiser Patrol Hours:	325
Number of Foot Patrol Hours:	34.25
Number of Motorcycle Patrol Hours:	0
Number of Marine Patrol Hours:	0
Number of ATV Patrol Hours:	0
Number of Bicycle Patrol Hours:	0
Number of Community Mobilization Hours:	96
Number of RIDE Program Hours:	283.75

DOMESTICS

Report Type	Male	Female	Occurrences
Total number of Occurrences where charges were laid	0	0	8
Number of accused where one party was charged	5	3	
Number of accused where both parties were charged	0	0	
Number of occurrences where no offence alleged			30

IMPAIRED RELATED EVENTS

Event Type	Current Month	Current Month Previous Year	Current YTD	Previous YTD
Impaired Occurrences	5	1	13	7
Occurrences with Suspensions	5	2	13	6
Drug Involved Occurrences	1		2	
RIDE Events	32	5	45	24

MENTAL HEALTH ACT

Occurrences	32
Hours	142.25

FALSE ALARMS

False Alarm Events	27
--------------------	----

Haldimand County OPP Community Safety and Engagement Report

DETACHMENT INITIATIVES

Motor Vehicle Collisions / Traffic Related Campaigns	<p>There were 55 collisions in Haldimand County in February. (43 Property Damage, 12 Personal Injury, and 0 Fatal). Collisions were down 14.1% from February of 2022. They were down 14.3% year to date.</p> <p>Property Damage collisions for February reported at 43. Property Damage collisions did see a decrease of 16 (27.1%) from February last year. A year-to-date decrease of 22.3% was observed from the same time frame last year.</p> <p>Non-Fatal Injury collisions for February reported at 12. Non-Fatal Injury collisions did see an increase of 9 (300.0%) from February last year. A year-to-date increase of 75.0% was observed from the same time frame last year.</p> <p>Non-Fatal injury collisions totaled 12 for February. In reviewing the collisions, they ranked as follows: pedestrian (3), inattentive Driver (2), other (2), fail to yield right-of-way (1) speed too fast for conditions (1), speed excessive (1), improper turn (1), and lost control (1).</p> <p>Fatal collisions for February reported at 0. Fatal collisions did see a decrease of 2 (200.0%) from February last year. A year-to-date decrease of 200.0% (2 – 0) was observed from the same time frame last year.</p> <p>There were 0 fatal collisions that occurred in February.</p> <p>Fatal collisions totaled 0 for February. In reviewing the collisions, the primary cause was noted as follows: N/A</p>
Media	<p>Media releases are completed to educate, create awareness, and emphasize the need for the public's help in solving crimes. We have a very high rate of success in identifying persons of interests involved in crimes in our community. Engagement from residents is well received.</p> <p>Several media releases continue to be generated with regards to public safety campaigns. Lock it or lose it, school bus safety, bicycle safety, impaired driving, RIDE programs and other proactive initiatives such as giving farmers a BRAKE, running and jogging safety to name a few. For the winter months- winter tires, preparing your vehicle, See Snow Go Slow along with ice safety.</p>

Haldimand County OPP Community Safety and Engagement Report

Public Education Campaigns	Social media is also utilized to the fullest to assist in preventing and reducing crime in our community. It also allows the OPP to engage with our community members on a regular basis and gives them a glimpse into what our officers are responding to. It also allows us to be proactive in getting the safety messaging out to Haldimand County and Mississauga of the Credit First Nations Community.
Community Street Crime Unit	<p>The street crimes unit is comprised of members from Haldimand and Norfolk OPP.</p> <p>During February, the Community Street Crime Unit was involved in 10 investigations which included 5 warrants. As a result, 2 drug related charges and 3 Criminal Code charges were laid. Total value of drug seizures was \$200.00; the total value of cash seizures was \$0.00; and the total value of property seizures was \$300.00 (**Results are from CSCU weekly reports**).</p>
Marine	We will be meeting next week to formulate our Marine Schedule

COMMUNITY ENGAGEMENT

Community Mobilization Officer	<p>The CMO is responsible for coordination and implementation of Community Safety and Well-Being planning strategies within communities.</p> <ul style="list-style-type: none"> • 36 CMO Calls for Service • 13 Mental health related events – some events captured are foot patrol for schools and parks • 6 Mental Health related meetings • 11 Situation Table meetings • 3 Personal Safety meeting
Mobile Crisis Rapid Response Team (MCRRT)	<p>MCRTs involve police officers and mental health and addictions service providers (crisis workers) responding together to mental health, addictions and neurodevelopmental calls for service, as well as other crises where police are called and obligated to attend.</p> <p>Currently Haldimand is in the process of implementing the MCRT Program. On March 20th MCRT workers from Norfolk will be attending the Haldimand Detachment to introduce the program with a plan to fill the Haldimand positions and continue the program in our Detachment area.</p>
Provincial Liaison Team	<p>See attached pamphlet to understand the roles and responsibilities of PLT. WR PLT assisted with the visit of Premier FORD and Deputy PM FREELAND to the Six Nations community of Oshweken, as part of a media conference announcement in relation to the Oneida Energy Storage Project.</p>

Haldimand County OPP Community Safety and Engagement Report

	<p>PLT attend the Human Services & Justice Coordinating Committee Regional meeting.</p> <p>PLT represented the OPP on the Haldimand/Norfolk/Brant United Way Allocations Committee Meeting/Presentations.</p> <p>PLT attended the 11th Annual Historical Gathering (3-day event). Networking with community members and Council</p> <p>PLT working with MCFN band council regarding support options for MCFN male member who will be released from custody in the coming weeks. Ongoing.</p> <p>PLT spoke with Gary Johnson, Police liaison for HCCC. Gary contacted PLT with concerns regarding cruisers parked repeatedly on one shift on Argyle near 6th Line. Gary advised he received multiple calls from his community asking what OPP were doing. Issued resolved.</p> <p>Upcoming March</p> <p>PLT is communicating with organizer of the Haldimand Norfolk Pride Event set to take place May 27th, 2023 in Caledonia at 100 Haddington Street. PLT monitoring for any potential conflict.</p> <p>PLT monitoring Residential Development Haldimand 66 between McClung Road and Argyle Street N. Analyst also monitoring.</p> <p>PLT continuous planning for Walk of Truth Event.</p> <p>PLT assist MCFN Council and Community with fatal fire involving 10 year old female.</p> <p>PLT monitor Unifor Negotiations and any planned strikes in the area. Ongoing contact with Union executive</p> <p>PLT monitors Brooks Rd landfill site. Next meeting set to take place March 22nd, 2023.</p>
--	---

FOCUSED PATROLS

TYPE	STATUS	LOCATION	ISSUE	RESULTS

NOTEWORTHY OCCURRENCES

	None to report
--	----------------

Haldimand County OPP Community Safety and Engagement Report

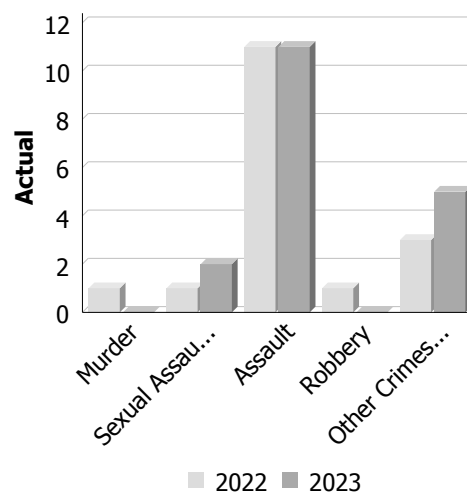
DETACHMENT PRESSURES / LOOKING FORWARD

Staffing	<p>New DAC (Detachment Admin Clerk) positions competition ongoing.</p> <p>2 Special Constable positions should be competed and starting at Detachment in the next month. Roles are to assist with court process.</p> <p>Continue to receive assistance from the province while Detachment members are transitioning back to work after the death of one of our members.</p> <p>We have welcomed 2 new Probationary Constables to our Detachment.</p>
Provincial Traffic Campaigns	<p>RIDE events – still ongoing. 6 RIDE Paid duties on 04 FEB and 19 FEB.</p>
Special Events	<p>Continue to provide Paid Duties to Catch the Ace in Hagersville</p>

Police Services Board Report for Haldimand County
Records Management System
February - 2023

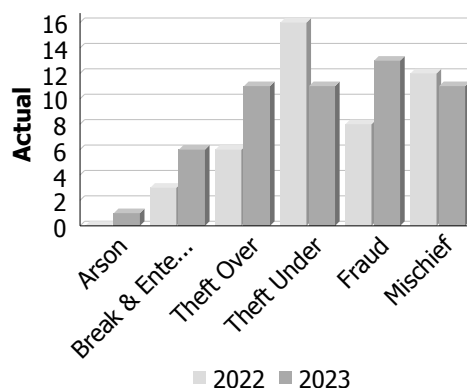
Violent Crime

Actual	February			Year to Date - February		
	2022	2023	% Change	2022	2023	% Change
Murder	1	0	-100.0%	1	0	-100.0%
Other Offences Causing Death	0	0	--	0	0	--
Attempted Murder	0	0	--	0	0	--
Sexual Assault	1	2	100.0%	4	5	25.0%
Assault	11	11	0.0%	17	22	29.4%
Abduction	0	0	--	0	1	--
Robbery	1	0	-100.0%	1	1	0.0%
Other Crimes Against a Person	3	5	66.7%	10	10	0.0%
Total	17	18	5.9%	33	39	18.2%



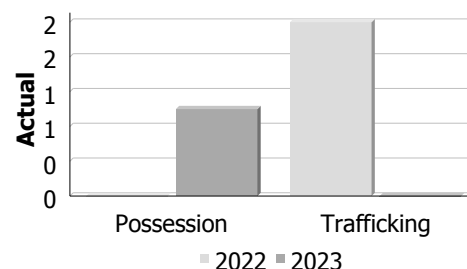
Property Crime

Actual	February			Year to Date - February		
	2022	2023	% Change	2022	2023	% Change
Arson	0	1	--	0	2	--
Break & Enter	3	6	100.0%	5	17	240.0%
Theft Over	6	11	83.3%	13	23	76.9%
Theft Under	16	11	-31.2%	31	35	12.9%
Have Stolen Goods	0	0	--	3	2	-33.3%
Fraud	8	13	62.5%	22	22	0.0%
Mischief	12	11	-8.3%	21	19	-9.5%
Total	45	53	17.8%	95	120	26.3%



Drug Crime

Actual	February			Year to Date - February		
	2022	2023	% Change	2022	2023	% Change
Possession	0	1	--	0	4	--
Trafficking	2	0	-100.0%	2	0	-100.0%
Importation and Production	0	0	--	0	0	--
Total	2	1	-50.0%	2	4	100.0%



Police Services Board Report for Haldimand County
Records Management System
February - 2023

Violent Crime

Violent Crime for February reported at 18. Violent Crime did see a decrease of 1 (5.9%) from February last year. A year-to-date decrease of 18.2% was observed from the same time frame last year.

Property Crime

Property Crime for February reported at 53. Property Crime did see an increase of 8 (17.8%) from February last year. A year-to-date increase of 26.3% was observed from the same time frame last year.

Notable Increases

Notable increases were observed when looking at property crime over the year to date statistics.

Break and Enters

23% of B&Es were at unoccupied cottages within a two-week time frame. Other locations may not have someone watching their property or may not report it to police. There may be more reports as people start going to their cottages.

- Two B&Es on rural farms, in which suspects broke into detached garages or barns. In both, lots of tools were stolen.
- Two occurrences were persons breaking into a tow compound and checking on a vehicle that was involved in a previous occurrence, including collision and an arson.
- Two spots that are frequently broken into were targeted. There is a common pattern of these places being broken into.

Theft Over

78% of occurrences were stolen vehicles.

80% of occurrences were related to stolen vehicles, trailers, ATVs, and so forth.

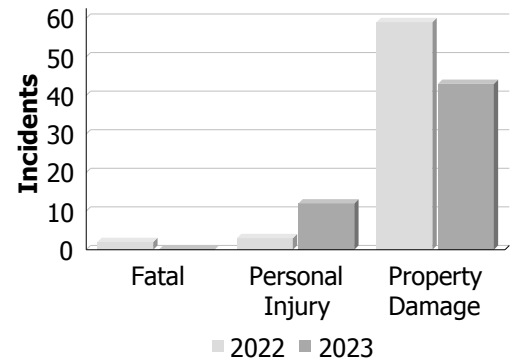
- 4 occurrences had unlocked cars with the keys in or around the vehicle (i.e. in the door of residence). There is minimal surveillance. Any surveillance is usually poor quality, therefore unable to identify suspects or provide additional information.
- One location was the target for multiple occurrences since December 2022, including break and enters, suspicious persons and mischief.
- Several occurred at isolated or rural areas, such as farms, conservation areas, or wind turbines (to steal copper).

Please note that two occurrences from each category were included under both B&E and theft over. Overall, frequently targeted locations were broken into or stolen from in February. More rural/isolated locations were targeted, resulting in little to no surveillance. Tools are commonly targeted, which may be at farms or construction sites.

Police Services Board Report for Haldimand County
Collision Reporting System
February - 2023

Motor Vehicle Collisions by Type

Incidents	February			Year to Date - February		
	2022	2023	% Change	2022	2023	% Change
Fatal	2	0	-100.0%	2	0	-100.0%
Personal Injury	3	12	300.0%	12	21	75.0%
Property Damage	59	43	-27.1%	112	87	-22.3%
Total	64	55	-14.1%	126	108	-14.3%



There were 55 collisions in Haldimand County in February. (43 Property Damage, 12 Personal Injury, and 0 Fatal). Collisions were down 14.1% from February of 2022. They were down 14.3% year to date.

Property Damage collisions for February reported at 43. Property Damage collisions did see a decrease of 16 (27.1%) from February last year. A year-to-date decrease of 22.3% was observed from the same time frame last year.

Non-Fatal Injury collisions for February reported at 12. Non-Fatal Injury collisions did see an increase of 9 (300.0%) from February last year. A year-to-date increase of 75.0% was observed from the same time frame last year.

Non-Fatal injury collisions totaled 12 for February. In reviewing the collisions, they ranked as follows: pedestrian (3), , inattentive Driver (2), other (2), fail to yield right-of-way (1) speed too fast for conditions (1), speed excessive (1), improper turn (1), and lost control (1).

Fatal collisions for February reported at 0. Fatal collisions did see a decrease of 2 (200.0%) from February last year. A year-to-date decrease of 200.0% (2 – 0) was observed from the same time frame last year.

There were 0 fatal collisions that occurred in February.

Fatal collisions totaled 0 for February. In reviewing the collisions, the primary cause was noted as follows: N/A