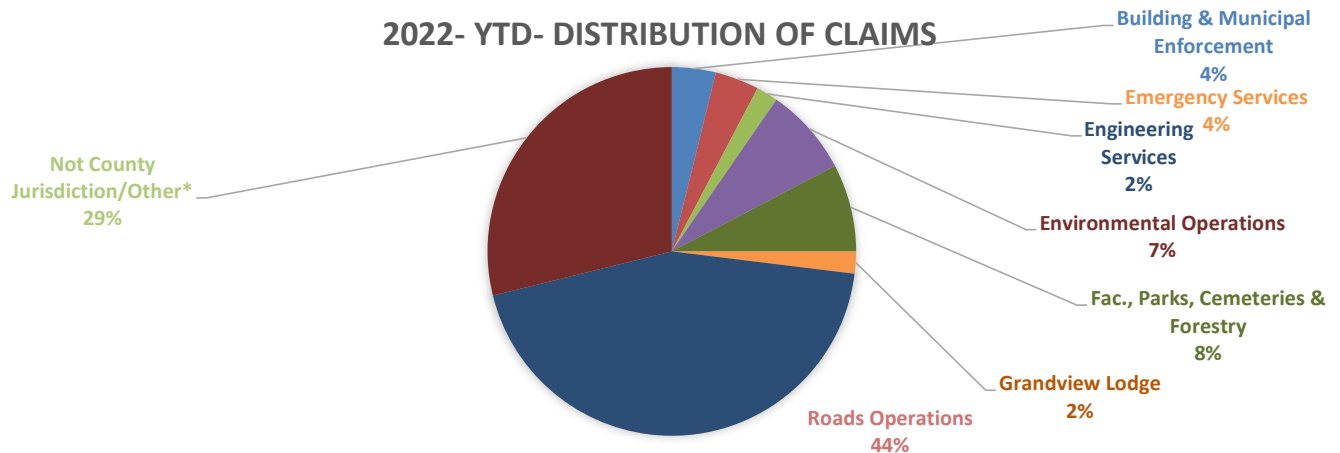
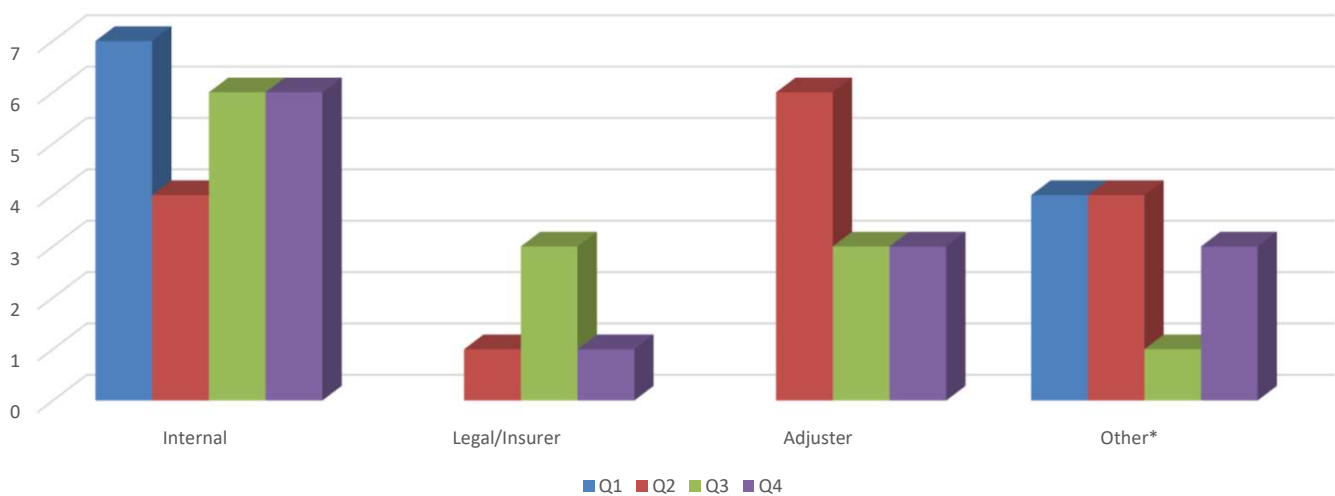


Haldimand County								
2022 - Q4 Claims Data - Total Claims against the County								
Dept./Division Affected	Q1	Q2	Q3	Q4	2019	2020	2021	2022 YTD
Building & Municipal Enforcement		1	1		0	1	4	2
Comm. Dev. & Partnerships					1	0	0	0
Corporate & Social Services					0	0	1	0
Council & Mayor's Office					1	1	0	0
Economic Dev. & Tourism					0	0	0	0
Emergency Services			1	1	2	1	0	2
Engineering Services				1	2	1	0	1
Environmental Operations	1	1	1	1	8	2	9	4
Fac., Parks, Cemeteries & Forestry		1	2	1	10	7	4	4
Financial & Data Services					1	0	0	0
Fleet Operations					0	0	0	0
Grandview Lodge		1			1	0	0	1
Libraries					0	0	0	0
Roads Operations	6	6	5	6	19	18	15	23
Not County Jurisdiction/Other*	4	5	3	3	0	10	5	15
<b>Total</b>	<b>11</b>	<b>15</b>	<b>13</b>	<b>13</b>	<b>45</b>	<b>41</b>	<b>38</b>	<b>52</b>

2022- YTD- DISTRIBUTION OF CLAIMS



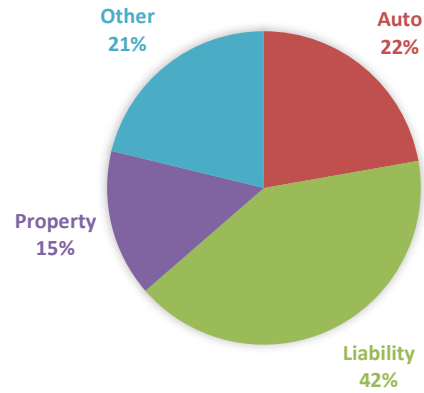
2022 - YTD - MANAGEMENT OF CLAIMS



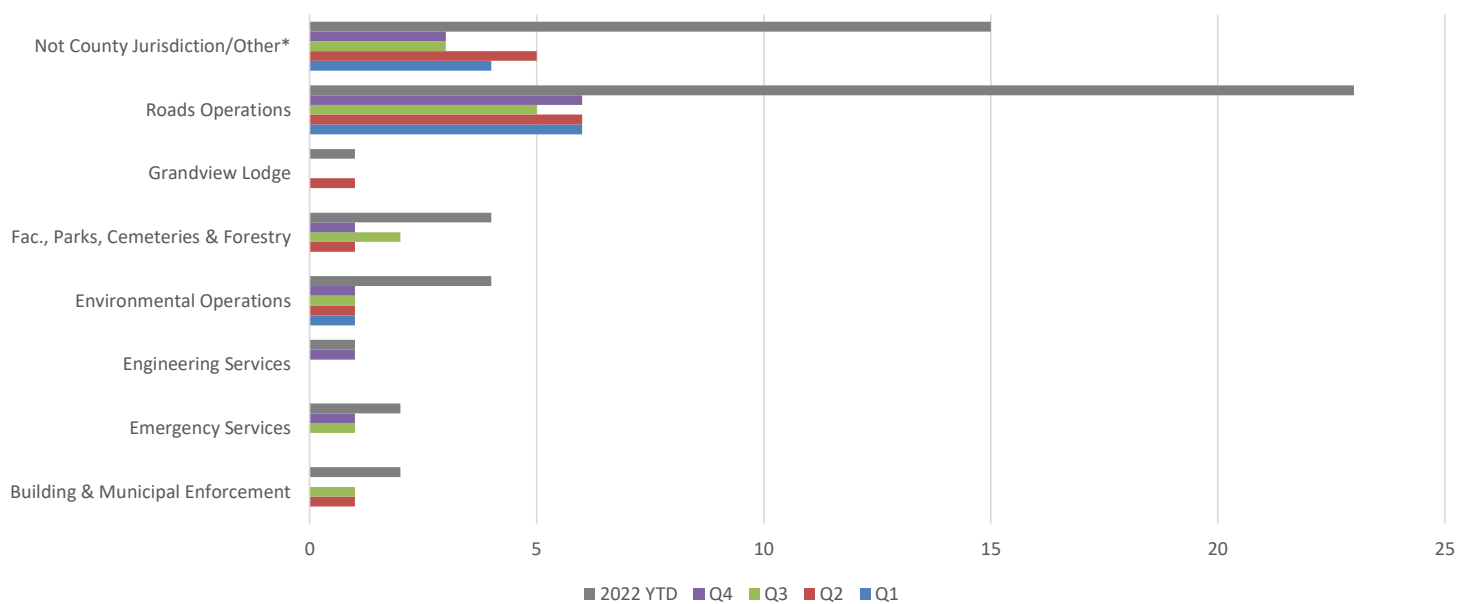
\*Third Party/Contractor Responsibility

Data showing zero values have been removed from charts

### 2022 - YTD - Incident Types



### 2022 - YTD - Total Claims Against the County - Shown by Quarter



Data showing zero values have been removed from charts