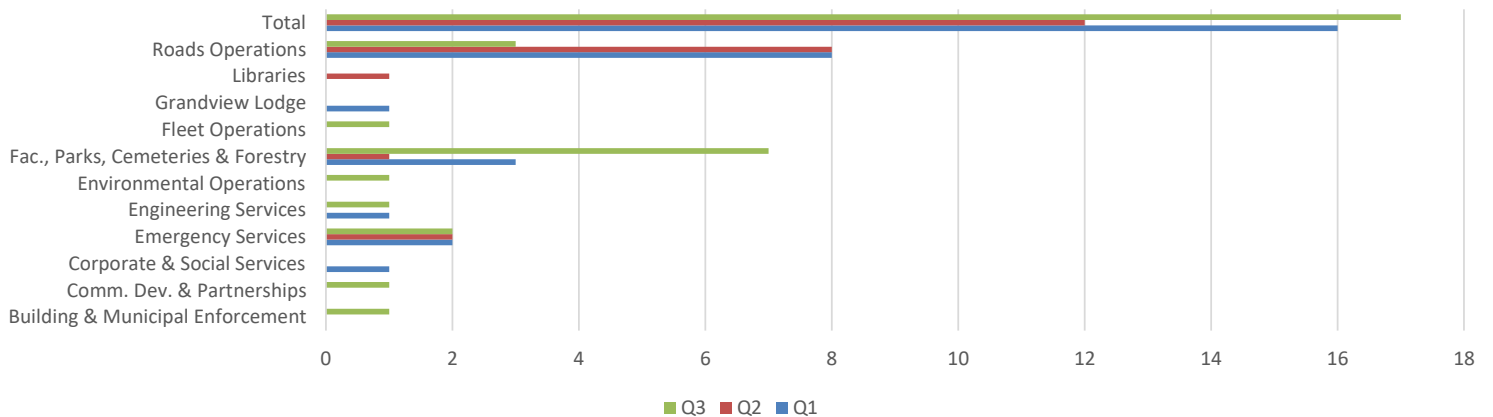
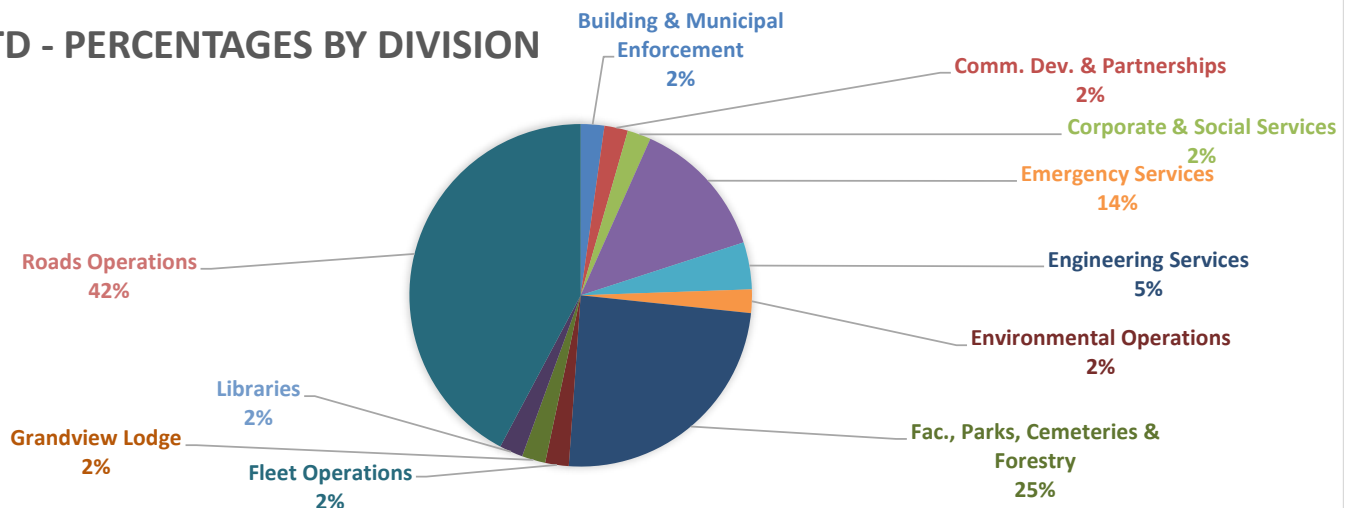


| Haldimand County | | | | | | | | |
|--|-----------|-----------|-----------|----------|------------|-----------|-----------|-----------|
| 2022 - Q3 Claims Data - Total Claims by Haldimand County | | | | | | | | |
| Dept./Division | Q1 | Q2 | Q3 | Q4 | 2019 YTD | 2020 YTD | 2021 YTD | 2022 YTD |
| Building & Municipal Enforcement | | | 1 | | 2 | 3 | 2 | 1 |
| Comm. Dev. & Partnerships | | | 1 | | 1 | | 1 | 1 |
| Corporate & Social Services | 1 | | | | | | | 1 |
| Council & Mayor's Office | | | | | 1 | 1 | | 0 |
| Economic Dev. & Tourism | | | | | | | | 0 |
| Emergency Services | 2 | 2 | 2 | | 21 | 7 | 2 | 6 |
| Engineering Services | 1 | | 1 | | 4 | | 3 | 2 |
| Environmental Operations | | | 1 | | 10 | 4 | 5 | 1 |
| Fac., Parks, Cemeteries & Forestry | 3 | 1 | 7 | | 20 | 11 | 9 | 11 |
| Financial & Data Services | | | | | 1 | 1 | | 0 |
| Fleet Operations | | | 1 | | 1 | | | 1 |
| Grandview Lodge | 1 | | | | 2 | | | 1 |
| Libraries | | 1 | | | 1 | | | 1 |
| Roads Operations | 8 | 8 | 3 | | 46 | 29 | 33 | 19 |
| Not County Jurisdiction/Other* | | | | | | | | 0 |
| Total | 16 | 12 | 17 | 0 | 110 | 56 | 55 | 45 |

2022 - YTD - TOTAL CLAIMS BY HALDIMAND COUNTY

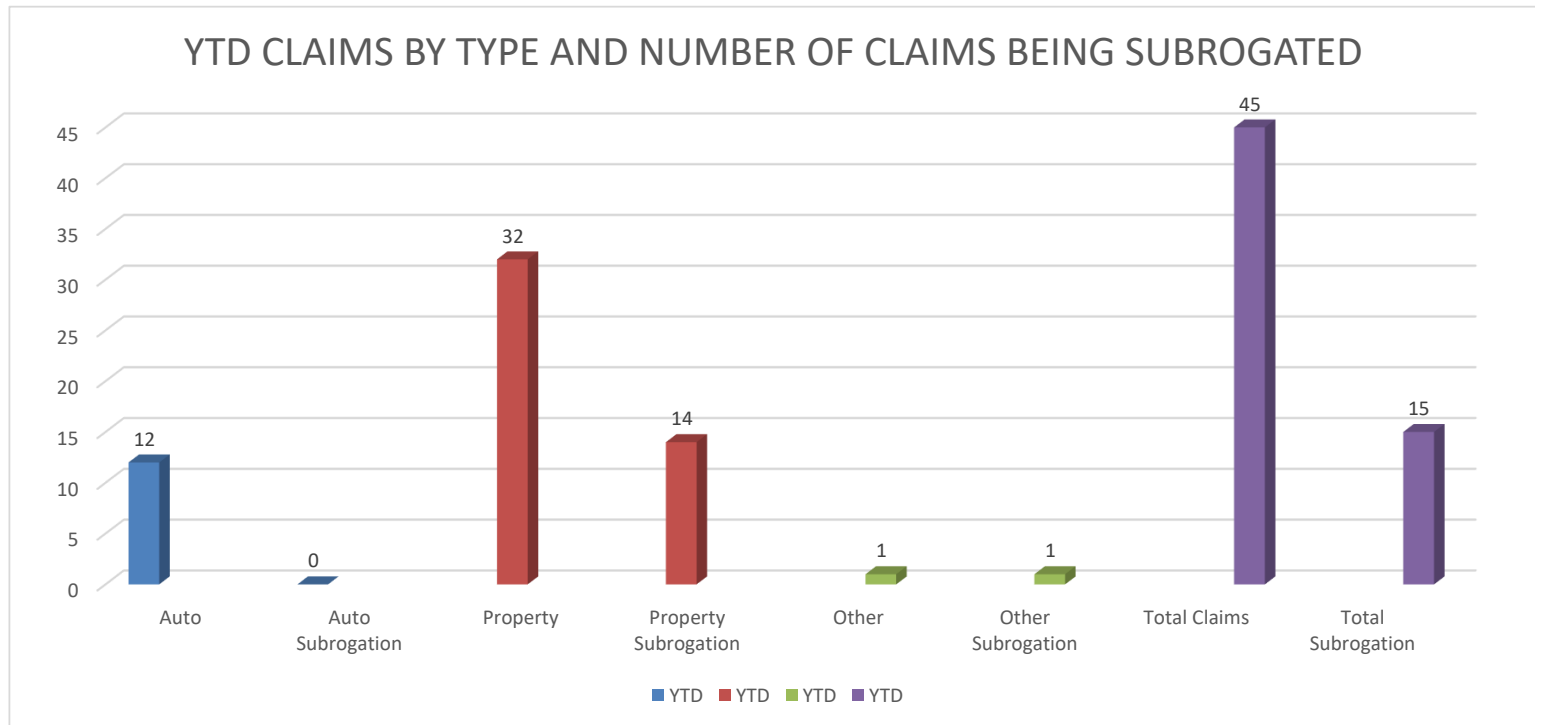


2022 - YTD - PERCENTAGES BY DIVISION



Data showing zero values have been removed from charts

| 2021 - YTD - Paid vs Recovered | | | | | |
|--------------------------------|-------------|-------------|--------------|-----------|--------------|
| Type | Quarter 1 | Quarter 2 | Quarter 3 | Quarter 4 | 2021 Total |
| Total Payments | \$43,144.45 | \$26,324.93 | \$116,205.85 | | \$185,675.23 |
| Total Costs Recovered | \$19,857.24 | \$9,666.94 | \$559.34 | | \$30,083.52 |



Subrogation represents the number of claims that Haldimand County will be seeking cost recovery by a responsible third party.