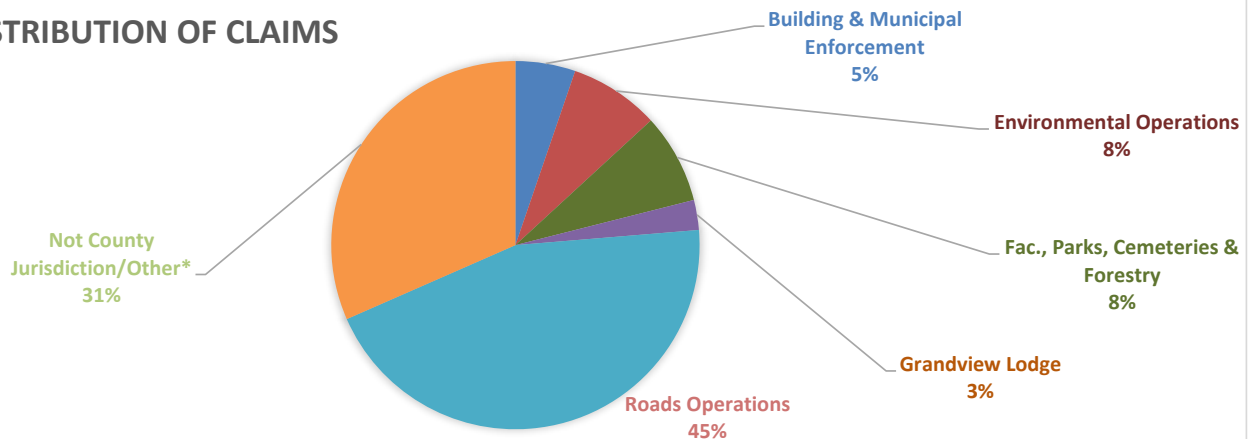
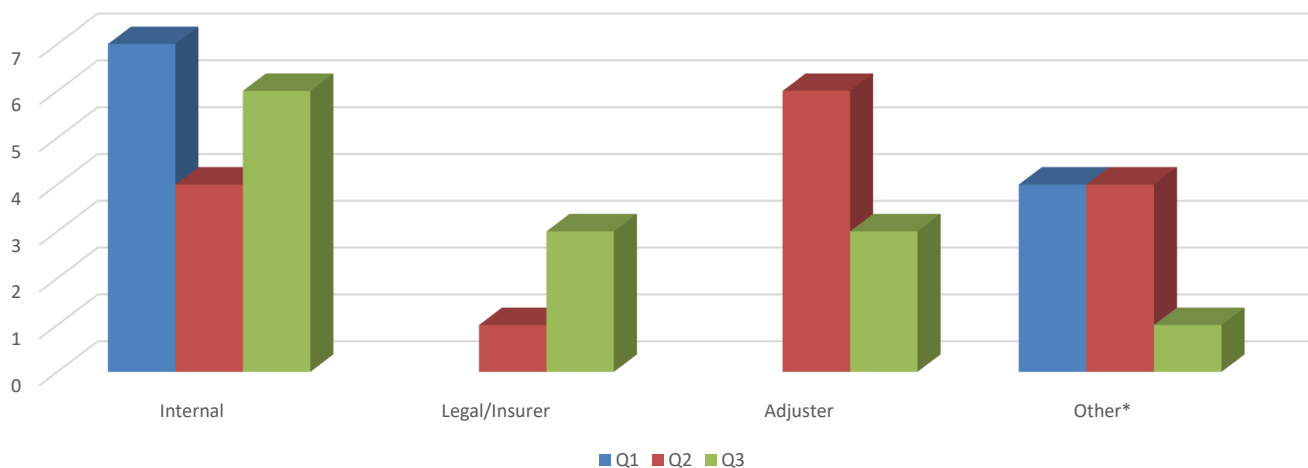


| Haldimand County | | | | | | | | |
|---|-----------|-----------|-----------|----------|-----------|-----------|-----------|-----------|
| 2022 - Q3 Claims Data - Total Claims against the County | | | | | | | | |
| Dept./Division Affected | Q1 | Q2 | Q3 | Q4 | 2019 YTD | 2020 YTD | 2021 YTD | 2022 YTD |
| Building & Municipal Enforcement | | 1 | 1 | | 0 | 1 | 4 | 2 |
| Comm. Dev. & Partnerships | | | | | 1 | 0 | 0 | 0 |
| Corporate & Social Services | | | | | 0 | 0 | 1 | 0 |
| Council & Mayor's Office | | | | | 1 | 1 | 0 | 0 |
| Economic Dev. & Tourism | | | | | 0 | 0 | 0 | 0 |
| Emergency Services | | | 1 | | 2 | 1 | 0 | 1 |
| Engineering Services | | | | | 2 | 1 | 0 | 0 |
| Environmental Operations | 1 | 1 | 1 | | 8 | 2 | 9 | 3 |
| Fac., Parks, Cemeteries & Forestry | | 1 | 2 | | 10 | 7 | 4 | 3 |
| Financial & Data Services | | | | | 1 | 0 | 0 | 0 |
| Fleet Operations | | | | | 0 | 0 | 0 | 0 |
| Grandview Lodge | | 1 | | | 1 | 0 | 0 | 1 |
| Libraries | | | | | 0 | 0 | 0 | 0 |
| Roads Operations | 6 | 6 | 5 | | 19 | 18 | 15 | 17 |
| Not County Jurisdiction/Other* | 4 | 5 | 3 | | 0 | 10 | 5 | 12 |
| Total | 11 | 15 | 13 | 0 | 45 | 41 | 38 | 39 |

2022- YTD- DISTRIBUTION OF CLAIMS



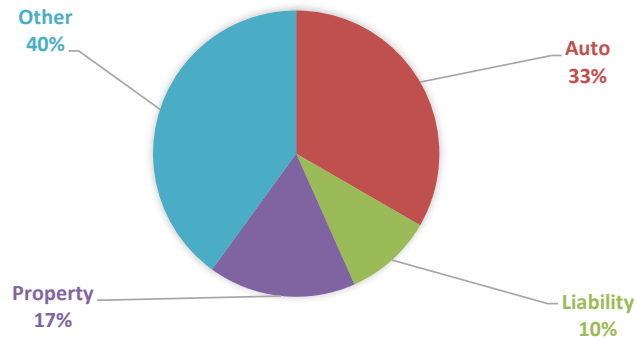
2022 - YTD - MANAGMENT OF CLAIMS



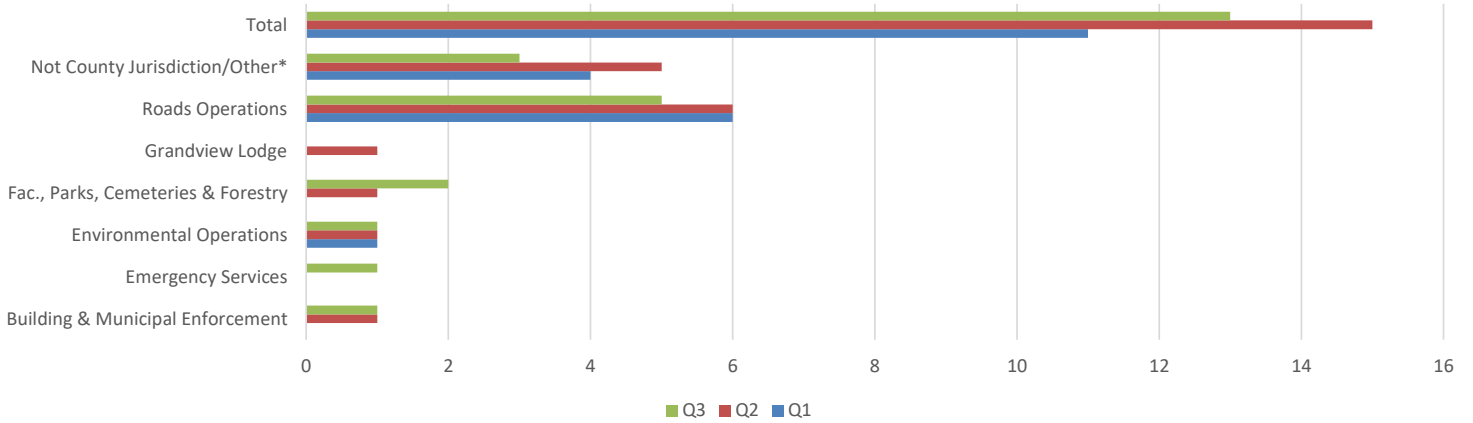
*Third Party/Contractor Responsibility

Data showing zero values have been removed from charts

2022 - YTD - INCIDENT TYPES



2022 - YTD - Incidents by Division



Data showing zero values have been removed from charts