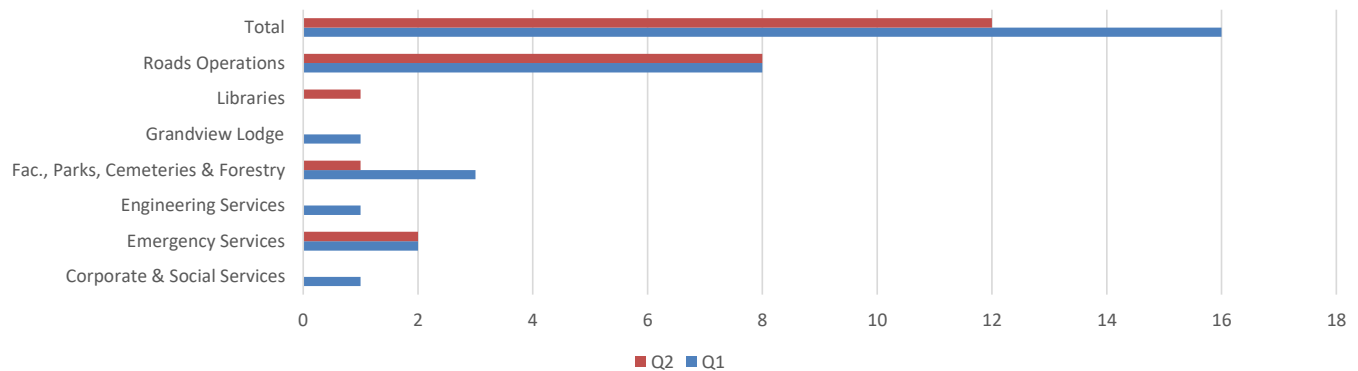
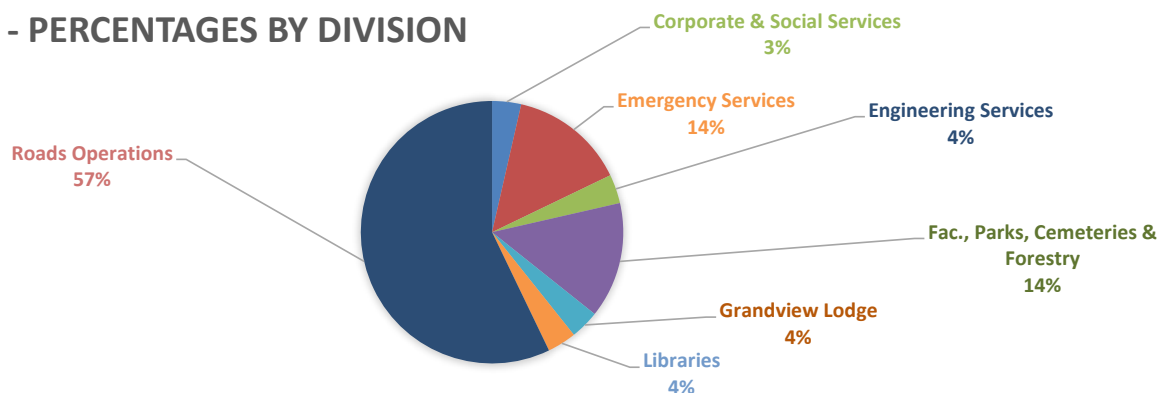


Haldimand County								
2022 - Q1 Claims Data - Total Claims by Haldimand County								
Dept./Division	Q1	Q2	Q3	Q4	2019 YTD	2020 YTD	2021 YTD	2022 YTD
Building & Municipal Enforcement					2	3	2	0
Comm. Dev. & Partnerships					1	0	1	0
Corporate & Social Services	1				0	0	0	1
Council & Mayor's Office					1	1	0	0
Economic Dev. & Tourism					0	0	0	0
Emergency Services	2	2			21	7	2	4
Engineering Services	1				4	0	3	1
Environmental Operations					10	4	5	0
Fac., Parks, Cemeteries & Forestry	3	1			20	11	9	4
Financial & Data Services					1	1	0	0
Fleet Operations					1	0	0	0
Grandview Lodge	1				2	0	0	1
Libraries		1			1	0	0	1
Roads Operations	8	8			46	29	33	16
Not County Jurisdiction/Other*					0	0	0	0
Total	16	12	0	0	110	56	55	28

2022 - YTD - TOTAL CLAIMS BY HALDIMAND COUNTY

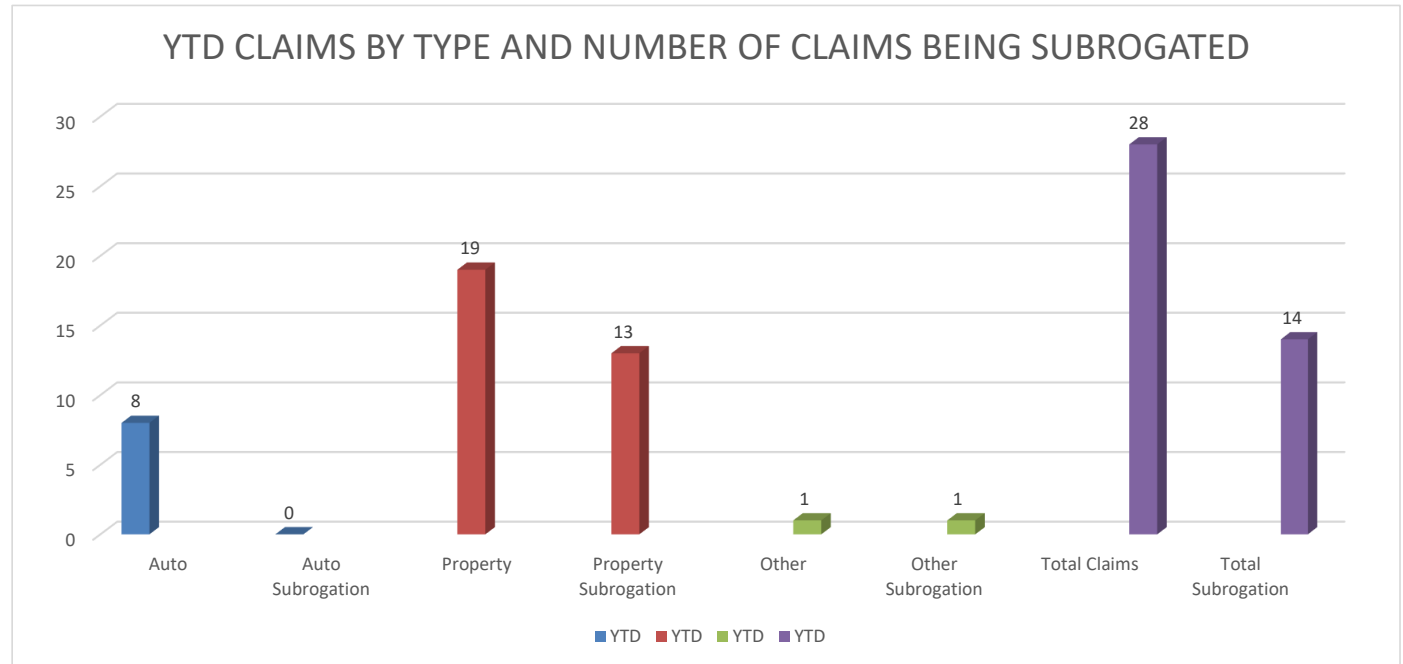


2022 - YTD - PERCENTAGES BY DIVISION



Data showing zero values have been removed from charts

2021 - YTD - Paid vs Recovered					
Type	Quarter 1	Quarter 2	Quarter 3	Quarter 4	2021 Total
Total Payments	\$43,144.45	\$26,324.93			\$69,469.38
Total Costs Recovered	\$19,857.24	\$9,666.94			\$29,524.18



Subrogation represents the number of claims that Haldimand County will be seeking cost recovery by a responsible third party.