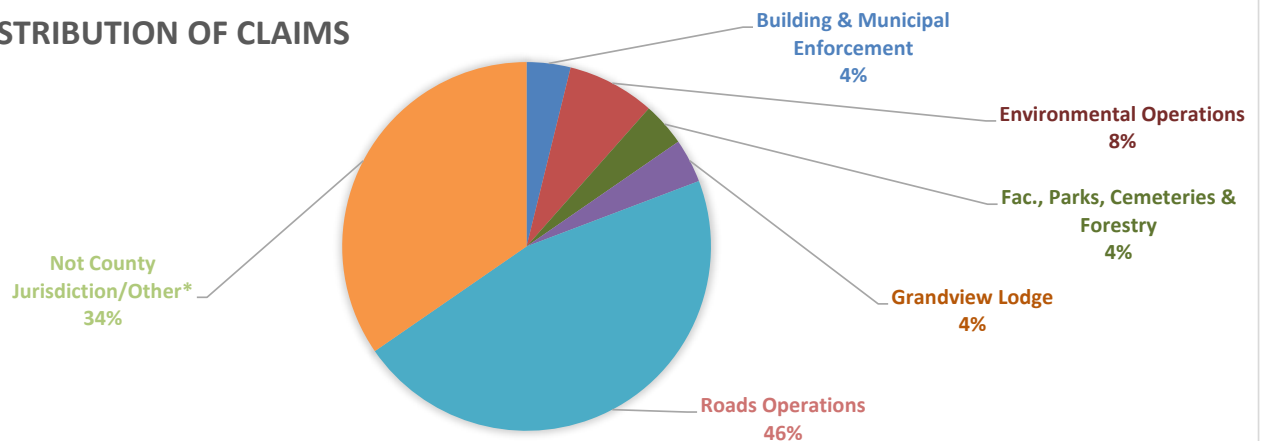
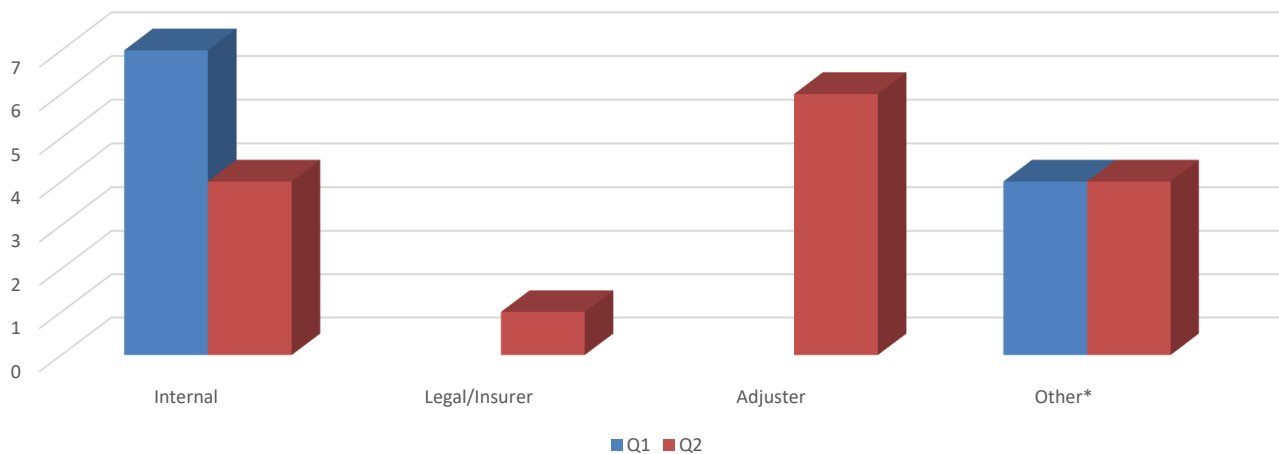


Haldimand County								
2022 - Q2 Claims Data - Total Claims against the County								
Dept./Division Affected	Q1	Q2	Q3	Q4	2019 YTD	2020 YTD	2021 YTD	2022 YTD
Building & Municipal Enforcement		1			0	1	4	1
Comm. Dev. & Partnerships					1	0	0	0
Corporate & Social Services					0	0	1	0
Council & Mayor's Office					1	1	0	0
Economic Dev. & Tourism					0	0	0	0
Emergency Services					2	1	0	0
Engineering Services					2	1	0	0
Environmental Operations	1	1			8	2	9	2
Fac., Parks, Cemeteries & Forestry		1			10	7	4	1
Financial & Data Services					1	0	0	0
Fleet Operations					0	0	0	0
Grandview Lodge		1			1	0	0	1
Libraries					0	0	0	0
Roads Operations	6	6			19	18	15	12
Not County Jurisdiction/Other*	4	5			0	10	5	9
<b>Total</b>	<b>11</b>	<b>15</b>	<b>0</b>	<b>0</b>	<b>45</b>	<b>41</b>	<b>38</b>	<b>26</b>

### 2022- YTD- DISTRIBUTION OF CLAIMS



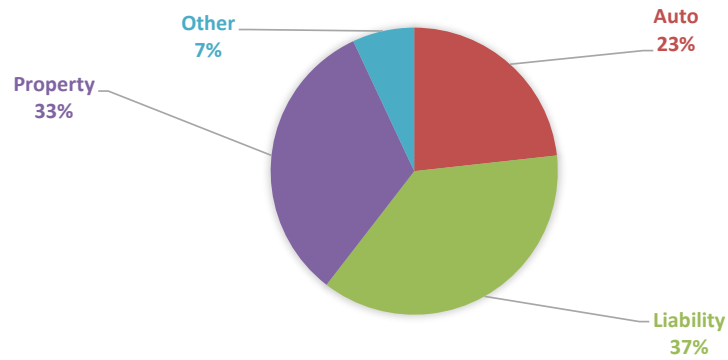
### 2022 - YTD - MANAGMENT OF CLAIMS



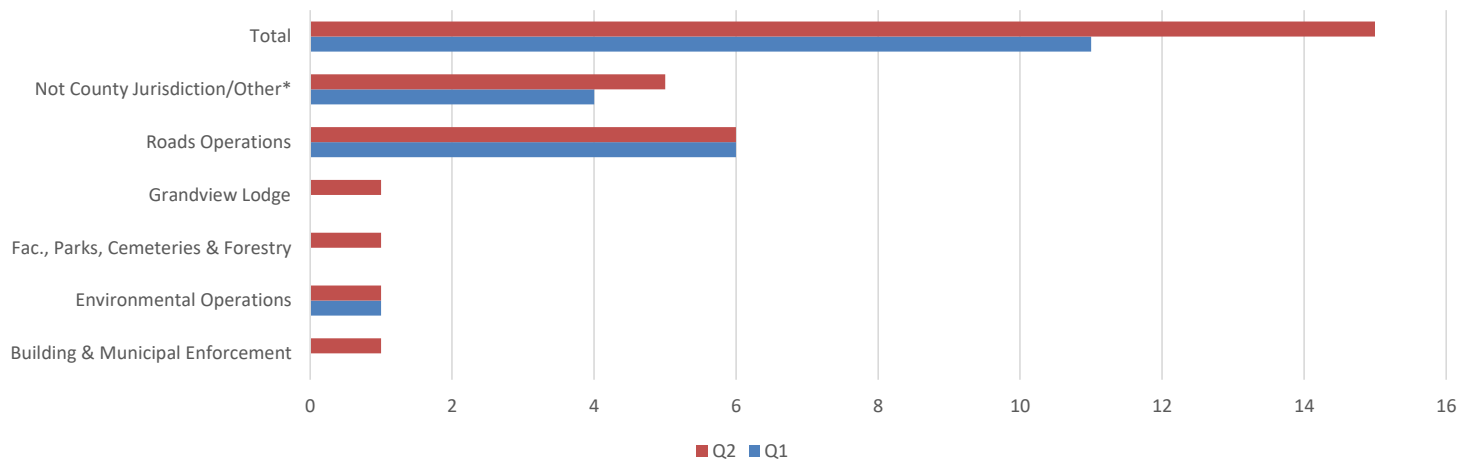
\*Third Party/Contractor Responsibility

Data showing zero values have been removed from charts

## 2022 - YTD - INCIDENT TYPES



## 2022 - Total Claims Against the County Shown by Quarter



Data showing zero values have been removed from charts