



HALDIMAND COUNTY O.P.P.

REPORT FOR THE POLICE SERVICES BOARD

2022 STATISTICS: May, June & July

Please find enclosed our detachment's statistics for the month and other items of interest for the Board's information.

P. Carter, Inspector/Detachment Commander

- 1)** Crimestoppers - Summary of Activities
- 2)** Police Services Board Report (Statistical & Calls for Service Billing)
- 3)** Statistic breakdown by Towns

CRIME STOPPERS

HALDIMAND & NORFOLK

Summary of Activities – May 2022

Tip Activity

- There have been 202 anonymous tips received this year. (not including update calls (approx. 70/month) or admin calls (u/k)).

Statistics

Arrests
Narcotics Seized
Property Recovered
Charges Laid

Since Inception

2,247
\$45,229,772
\$5,810,820
6,749

Student Crime Stoppers

- Crime Stoppers of Haldimand and Norfolk is pleased to announce that the winner of the 2021 / 2022 Crime Stoppers' William Robert Courtnage Community Service Bursary is **Ms. Audrey Whitman of Hagersville Secondary School**. Whitman will receive a \$1000 bursary in recognition of the contributions that she made in improving and developing the concept of Student Crime Stoppers in her school.

Promotions/Presentations/Meetings

- Participated in/presented to/met with/gave promotional items to: Golf committee, Haldimand County – Sgt. Andrew Harnett Memorial, Haldimand PSB and Hagersville Secondary School

Media Relations

- Conducted our usual media relations throughout the month (Crime of the Week, etc.).
- Continued writing script for East Link Cable / 92.9 The Grand re partnerships featuring unsolved crimes for Haldimand and Norfolk.

Fundraising

- The annual Protect your Identity document shredding events are scheduled for:
May 14, 2022-Staples Plaza-Simcoe- great success raising \$1520.00
June 11, 2022-Caledonia Community Centre
September 17, 2022-Erie Mutual, Dunnville
- Golf tournament August 18 at Cayuga Golf Course,-\$100.00-person incl. 18 holes of golf, cart and lunch. Hole sponsor/major sponsorships opportunities available. For more information contact: golf@helpsolvecrime.com or 519-426-3434 ext. 7452
- Plans are underway for snowblower raffle draw.

Provincially/Nationally / Internationally

- Crime Stoppers has partnered with RCMP, OPP and local Police Services with jurisdiction over Pearson International Airport to intake anonymous tip information on crimes within the airport i.e.: smuggling, human trafficking

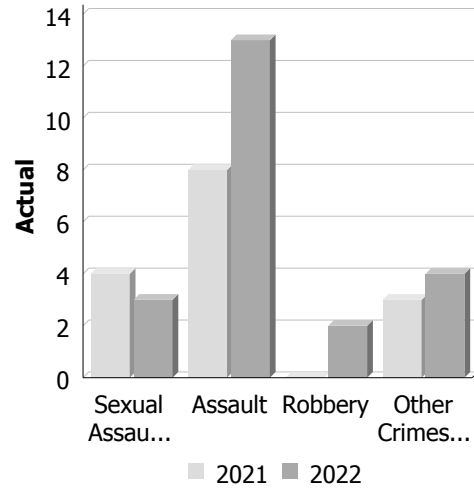
Other

- Board actively seeking new board members.
- Currently Ken Schaus and Bailey Long are co-chairs of Haldimand and Norfolk board of directors.
- Coordinator Aimee Bernardo-Chair of Southwest Zone Meetings.
- Board of Directors participated in a media/communications presentation by coordinator of Guelph/Wellington Crime Stoppers.
- Coordinator Aimee Bernardo participated in a Coordinators Training Session via Zoom.
- Board of Directors is, as in the past years, offering a special reward of \$1,000.00 for information leading to charges/arrests of Fentanyl drug traffickers/dealers and/or significant seizures of Fentanyl and its derivatives. This initiative will run from April 1 to May 31, 2022.

**Police Services Board Report for Haldimand County
Records Management System
May - 2022**

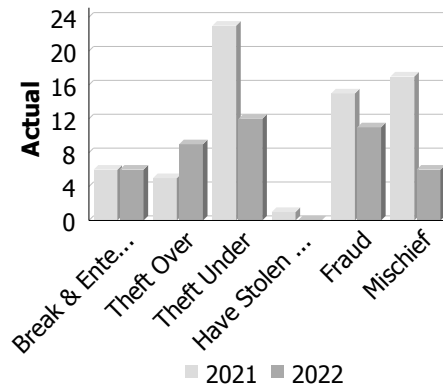
Violent Crime

Actual	May			Year to Date - May		
	2021	2022	% Change	2021	2022	% Change
Murder	0	0	--	0	1	--
Other Offences Causing Death	0	0	--	0	0	--
Attempted Murder	0	0	--	0	0	--
Sexual Assault	4	3	-25.0%	19	15	-21.1%
Assault	8	13	62.5%	48	55	14.6%
Abduction	0	0	--	0	1	--
Robbery	0	2	--	1	5	400.0%
Other Crimes Against a Person	3	4	33.3%	32	20	-37.5%
Total	15	22	46.7%	100	97	-3.0%



Property Crime

Actual	May			Year to Date - May		
	2021	2022	% Change	2021	2022	% Change
Arson	0	0	--	1	1	0.0%
Break & Enter	6	6	0.0%	27	19	-29.6%
Theft Over	5	9	80.0%	34	33	-2.9%
Theft Under	23	12	-47.8%	100	77	-23.0%
Have Stolen Goods	1	0	-100.0%	12	5	-58.3%
Fraud	15	11	-26.7%	66	63	-4.5%
Mischief	17	6	-64.7%	70	60	-14.3%
Total	67	44	-34.3%	310	258	-16.8%



Drug Crime

Detachment: 6C - HALDIMAND COUNTY

Location code(s): 6C00 - HALDIMAND COUNTY, 6C01 - HALDIMAND COUNTY (Haldimand (MI)) (Inactive), 6C70 - [NEW CREDIT] MISSISSAUGAS OF THE NEW CREDIT FN

Area code(s): (blank), 0, 2 - Marine, 5010, 5017, 5025, 5039, 5054, 5124, 6002, 6242, 6260, 6262, 6263, 6264, 6265, 6266, 6279, 6282, 6289, 6294 - Haldimand Reclamation, 6318 - Lakeshore, 6319 - Selkirk and Rural, 6320 - Hagersville, 6321 - Hagersville Rural, 6322 - Jarvis, 6323 - Townsend, 6324 - Caledonia, 6325 - Caledonia Rural, 6326 - Cayuga, 6327 - Cayuga Rural, 6328 - Dunnville, 6329 - Dunnville Rural, 6508, 6908 - Selkirk Provincial Park, 6910 - James N Allen Provincial Park, 6911 - Rock Point Provincial Park, 6934 - Hwy 3, 6945 - Hwy 6, 6283 - Caledonia (Old Association), 6285 - Hagersville (Old Association), 6266 - [New Credit] Mississaugas of the New Credit FN, 6267 - [Special Event-New Credit] Mississaugas of the New Credit FN, 6508

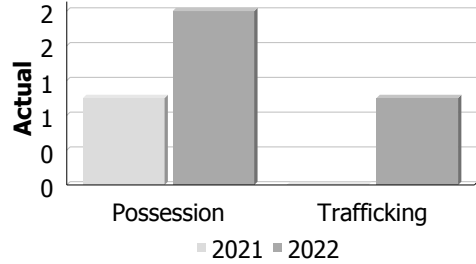
Data source date:
2022/06/25

Report Generated by:
Clark, Paul

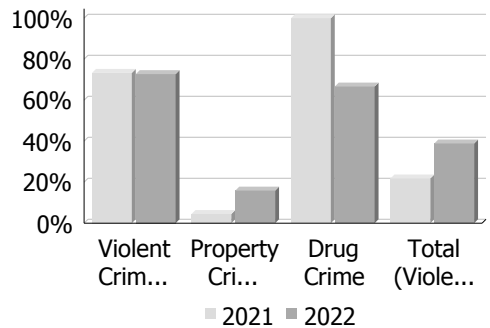
Report Generated on:
Jun 28, 2022 7:59:10 AM
PP-CSC-Operational Planning-4300

**Police Services Board Report for Haldimand County
Records Management System
May - 2022**

Actual	May			Year to Date - May		
	2021	2022	% Change	2021	2022	% Change
Possession	1	2	100.0%	10	6	-40.0%
Trafficking	0	1	--	0	6	--
Importation and Production	0	0	--	0	0	--
Total	1	3	200.0%	10	12	20.0%



Clearance Rate						
Clearance Rate	May			Year to Date - May		
	2021	2022	Difference	2021	2022	Difference
Violent Crime	73.3%	72.7%	-0.6%	67.0%	69.1%	2.1%
Property Crime	4.5%	15.9%	11.4%	10.0%	10.8%	0.8%
Drug Crime	100.0%	66.7%	-33.3%	90.0%	58.3%	-31.7%
Total (Violent, Property & Drug)	21.8%	38.9%	17.0%	28.0%	32.6%	4.5%



Data contained within this report is dynamic in nature and numbers will change over time as the Ontario Provincial Police continue to investigate and solve crime.

Data Utilized

- Major Crimes
- Niche RMS All Offence Level Business Intelligence Cube

Detachment: 6C - HALDIMAND COUNTY

Location code(s): 6C00 - HALDIMAND COUNTY, 6C01 - HALDIMAND COUNTY (Haldimand (MI)) (Inactive), 6C70 - [NEW CREDIT] MISSISSAUGAS OF THE NEW CREDIT FN

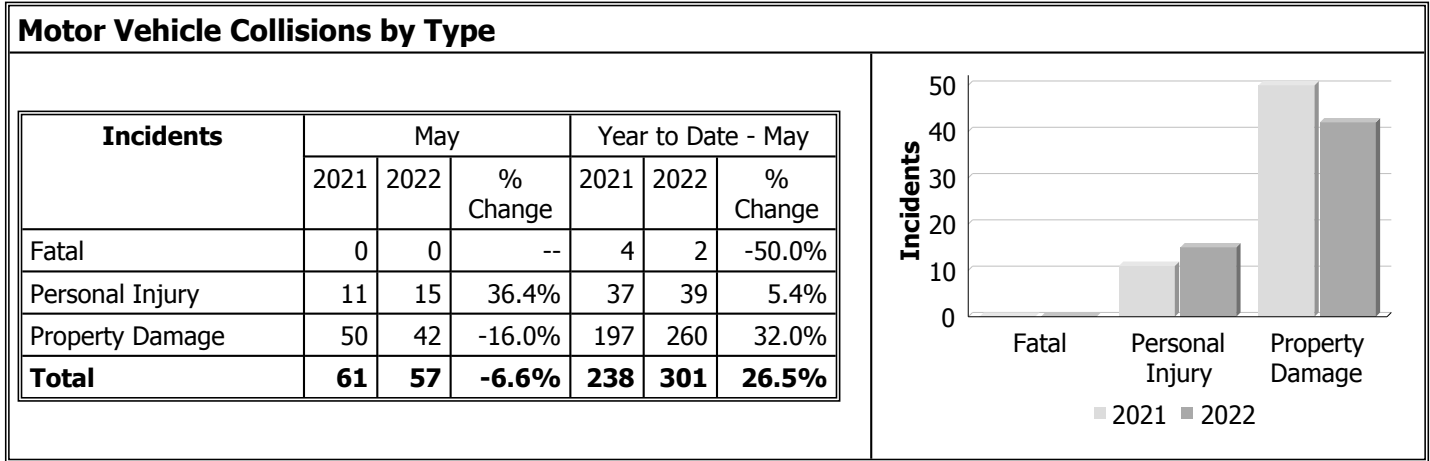
Area code(s): (blank), 0, 2 - Marine, 5010, 5017, 5025, 5039, 5054, 5124, 6002, 6242, 6260, 6262, 6263, 6264, 6265, 6266, 6279, 6282, 6289, 6294 - Haldimand Reclamation, 6318 - Lakeshore, 6319 - Selkirk and Rural, 6320 - Hagersville, 6321 - Hagersville Rural, 6322 - Jarvis, 6323 - Townsend, 6324 - Caledonia, 6325 - Caledonia Rural, 6326 - Cayuga, 6327 - Cayuga Rural, 6328 - Dunnville, 6329 - Dunnville Rural, 6508, 6908 - Selkirk Provincial Park, 6910 - James N Allen Provincial Park, 6911 - Rock Point Provincial Park, 6934 - Hwy 3, 6945 - Hwy 6, 6283 - Caledonia (Old Association), 6285 - Hagersville (Old Association), 6266 - [New Credit] Mississaugas of the New Credit FN, 6267 - [Special Event-New Credit] Mississaugas of the New Credit FN, 6508

Data source date:
2022/06/25

Report Generated by:
Clark, Paul

Report Generated on:
Jun 28, 2022 7:59:10 AM
PP-CSC-Operational Planning-4300

**Police Services Board Report for Haldimand County
Collision Reporting System
May - 2022**



Fatalities in Detachment Area							
Incidents		May			Year to Date - May		
		2021	2022	% Change	2021	2022	% Change
Motor Vehicle Collision	Fatal Incidents	0	0	--	3	2	-33.3%
	Alcohol Related	0	0	--	3	0	-100.0%
Off-Road Vehicle	Fatal Incidents	0	0	--	1	0	-100.0%
	Alcohol Related	0	0	--	1	0	-100.0%
Motorized Snow Vehicle	Fatal Incidents	0	0	--	0	0	--
	Alcohol Related	0	0	--	0	0	--
Persons Killed		May			Year to Date - May		
		2021	2022	% Change	2021	2022	% Change
Motor Vehicle Collision		0	0	--	3	2	-33.3%
Off-Road Vehicle		0	0	--	1	0	-100.0%
Motorized Snow Vehicle		0	0	--	0	0	--

Detachment: 6C - HALDIMAND COUNTY

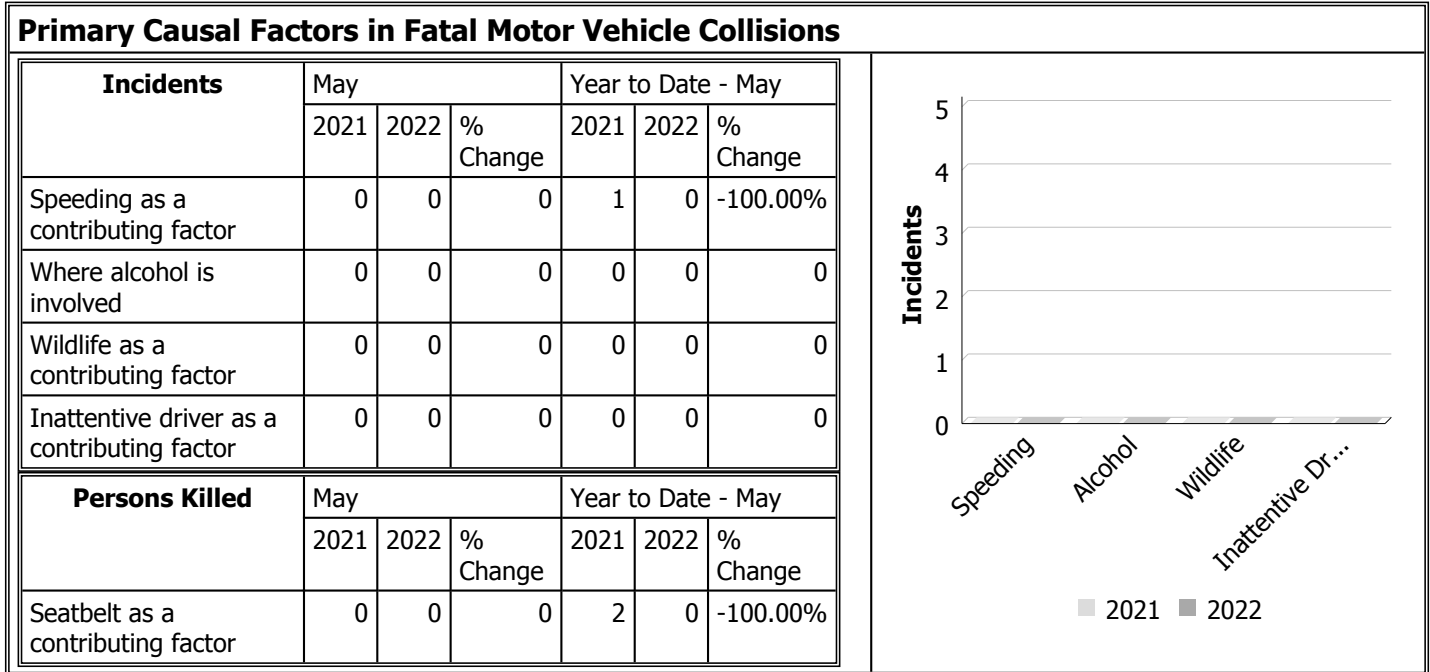
Location code(s): 6C00-HALDIMAND COUNTY, 6C01-HALDIMAND COUNTY (Haldimand (MI)), 6C70-NEW CREDIT FIRST NATION

Data source date:
2022/06/27

Report Generated by:
Clark, Paul

Report Generated on:
Jun 28, 2022 8:00:21 AM
PP-CSC-Operational Planning-4300

**Police Services Board Report for Haldimand County
Collision Reporting System
May - 2022**



Data Utilized

- SQL online application reporting system – OPP CRS 2.3.09
- Collision Reporting System Business Intelligence Cube

Detachment: 6C - HALDIMAND COUNTY

Location code(s): 6C00-HALDIMAND COUNTY, 6C01-HALDIMAND COUNTY (Haldimand (MI)), 6C70-NEW CREDIT FIRST NATION

Data source date:
2022/06/27

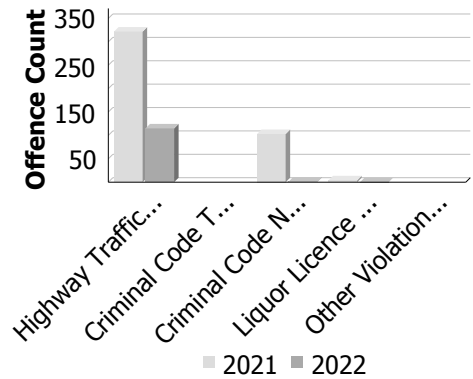
Report Generated by:
Clark, Paul

Report Generated on:
Jun 28, 2022 8:00:21 AM
PP-CSC-Operational Planning-4300

**Police Services Board Report for Haldimand County
Integrated Court Offence Network
May - 2022**

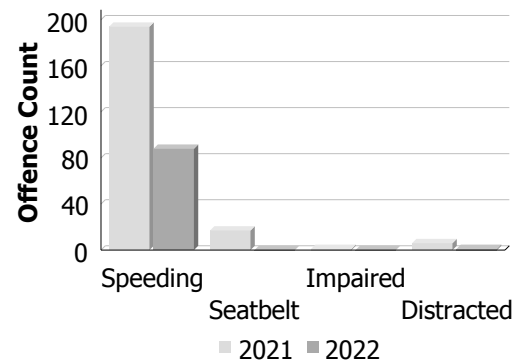
Criminal Code and Provincial Statute Charges Laid

Offence Count	May			Year to Date - May		
	2021	2022	% Change	2021	2022	% Change
Highway Traffic Act	322	115	-64.3%	1,069	801	-25.1%
Criminal Code Traffic	--	--	--	--	--	--
CCC Non-Traffic	--	--	--	--	--	--
Liquor Licence Act	4	0	-100.0%	15	0	-100.0%
Other Violations	--	--	--	--	--	--



Traffic Related Charges

Offence Count	May			Year to Date - May		
	2021	2022	% Change	2021	2022	% Change
Speeding	194	88	-54.6%	602	482	-19.9%
Seatbelt	17	0	-100.0%	59	37	-37.3%
Impaired	14	0	-100.0%	51	26	-49.0%
Distracted	6	1	-83.3%	15	11	-26.7%



Integrated Court Offence Network data is updated on a monthly basis: Data could be as much as a month and a half behind.

Data Utilized

- Ministry of Attorney General, Integrated Court Offence Network
- Integrated Court Offence Network Charge Business Intelligence Cube

Detachment: 6C - HALDIMAND COUNTY

Location code(s): 6C00 - HALDIMAND COUNTY, 6C01 - HALDIMAND COUNTY (Haldimand (MI)) (Inactive)

Data source date:
Jun 13, 2022 11:00:50 AM

Report Generated by:
Clark, Paul

Report Generated on:
Jun 28, 2022 8:01:21 AM
PP-CSC-Operational Planning-4300

**Police Services Board Report for Haldimand County
2022/May**

Public Complaints	
Policy	0
Service	0
Conduct	0

Date information collected from Professional Standards Bureau Commander Reports: 2022-06-28

Data Source

Ontario Provincial Police, Professional Standards Bureau Commander Reports

- Includes all public policy, service and conduct complaints submitted to the Office of the Independent Police Review Director (OIPRD)

Secondary Employment

Daily Activity Reporting Patrol Hours	
Total Hours	2022/May
Number of Cruiser Patrol Hours	502.00
Number of Motorcycle Patrol Hours	0.00
Number of Marine Patrol Hours	121.50
Number of ATV Patrol Hours	0.00
Number of Snowmobile Patrol Hours	0.00
Number of Bicycle Patrol Hours	0.00
Number of Foot Patrol Hours	27.25
Number of School Patrol Hours	1.50

Data source (Daily Activity Reporting System) date: 2022/06/23

Detachment: 6C - HALDIMAND COUNTY

Location code(s): 6C00 - HALDIMAND COUNTY, 6C01 - HALDIMAND COUNTY (Haldimand (MI))

Area code(s): ODC - Blank Association, 9999 - Invalid Association, 6324 - Caledonia, 6325 - Caledonia Rural, 6326 - Cayuga, 6327 - Cayuga Rural, 6328 - Dunnville, 6329 - Dunnville Rural, 6320 - Hagersville, 6321 - Hagersville Rural, 6294 - Haldimand Reclamation, 6934 - Hwy 3, 6945 - Hwy 6, 6910 - James N Allen Provincial Park, 6322 - Jarvis, 6318 - Lakeshore, 2 - Marine, 6911 - Rock Point Provincial Park, 6319 - Selkirk and Rural, 6908 - Selkirk Provincial Park, 6323 - Townsend, ODC - Blank Association, 6324 - Caledonia, 6283 - Caledonia, 6325 - Caledonia Rural, 6278 - Canborough, 6326 - Cayuga, 6284 - Cayuga, 6327 - Cayuga Rural, 6328 - Dunnville, 6279 - Dunnville, 6329 - Dunnville Rural, 6320 - Hagersville, 6285 - Hagersville, 6321 - Hagersville Rural, 6322 - Jarvis, 6259 - Jarvis, 6318 - Lakeshore, 6280 - Moulton, 6286 - North Cayuga, 6287 - Oneida, 6288 - Rainham, 6319 - Selkirk and Rural, 6290 - Seneca, 6281 - Sherbrooke, 6289 - South Cayuga, 6323 - Townsend, 6262 - Townsend, 6263 - Walpole, 6265 - Woodhouse

Report Generated by:
Clark, Paul

Report Generated on:
Jun 28, 2022 7:56:53 AM
PP-CSC-Operational Planning-4300

Updated : Saturday, June 25, 2022 - Current Period : 2022/06/23

2022 Total All OPP Home Loc **Total 167 - Patrol-Foot** All Response Type All Initial Reported Time All Municipality All Days of Week All Ranks MEASURES

Total Hours as values	<i>Caledonia</i>	<i>Cayuga</i>	<i>Dunville</i>	<i>Hagersville</i>	<i>Jarvis</i>	<i>Provincial Parks</i>	<i>Selkirk</i>	Total
2022/Jan	3.50	0.00	29.25	4.00	0.00	0.00	0.00	36.75
2022/Feb	6.25	1.75	23.75	0.00	0.00	0.00	1.25	33.00
2022/Mar	17.25	4.00	36.50	4.00	0.00	0.00	0.00	61.75
2022/Apr	25.25	4.75	33.75	7.50	2.00	2.25	0.00	75.50
2022/May	5.25	3.00	18.00	1.00	0.00	0.00	0.00	27.25
2022/Jun	2.00	1.00	13.00	3.00	0.00	0.00	1.00	20.00
2022/Jul	0.00	0.00	0.00	0.00	0.00	0.00	0.00	0.00
2022/Aug	0.00	0.00	0.00	0.00	0.00	0.00	0.00	0.00
2022/Sep	0.00	0.00	0.00	0.00	0.00	0.00	0.00	0.00
2022/Oct	0.00	0.00	0.00	0.00	0.00	0.00	0.00	0.00
2022/Nov	0.00	0.00	0.00	0.00	0.00	0.00	0.00	0.00
2022/Dec	0.00	0.00	0.00	0.00	0.00	0.00	0.00	0.00
2022 Total	59.50	14.50	154.25	19.50	2.00	2.25	2.25	254.25



Calls For Service (CFS) Billing Summary Report

Haldimand County May - 2022

Billing Categories <i>(Billing categories below do not match traditional crime groupings)</i>		2022				2021			
		May	Year to Date	Time Standard	Year To Date Weighted Hours	May	Year to Date	Time Standard	Year To Date Weighted Hours
Violent Criminal Code	Murder 2nd Degree	0	1	16.1	16.1	0	0		0.0
	Sexual Assault With a Weapon	0	0		0.0	0	1	16.1	16.1
	Sexual Assault	2	11	16.1	177.1	3	13	16.1	209.3
	Sexual Interference	1	2	16.1	32.2	0	1	16.1	16.1
	Invitation to Sexual Touching	0	1	16.1	16.1	0	1	16.1	16.1
	Aggravated Assault-Level 3	0	0		0.0	1	1	16.1	16.1
	Assault With Weapon or Causing Bodily Harm-Level 2	3	12	16.1	193.2	0	10	16.1	161.0
	Assault-Level 1	9	39	16.1	627.9	4	28	16.1	450.8
	Assault Peace Officer w/weapon Bodily Harm	0	0		0.0	1	1	16.1	16.1
	Other Assaults / Admin Noxious thing	0	0		0.0	0	1	16.1	16.1
	Forcible confinement	0	1	16.1	16.1	0	0		0.0
	Robbery, With Threat of Violence	2	2	16.1	32.2	0	0		0.0
	Robbery - Pursesnatch With Violence	0	0		0.0	0	1	16.1	16.1
	Robbery - Other	0	3	16.1	48.3	0	0		0.0
	Criminal Harassment	1	9	16.1	144.9	1	11	16.1	177.1
	Criminal Harassment - Offender Unknown	0	1	16.1	16.1	0	0		0.0
	Indecent/Harassing Communications	2	3	16.1	48.3	0	2	16.1	32.2
	Utter Threats -Master code	2	3	16.1	48.3	0	2	16.1	32.2
	Utter Threats to Person	1	7	16.1	112.7	2	21	16.1	338.1
	Utter Threats to Person - Police Officer	0	0		0.0	0	1	16.1	16.1
Other Criminal Code * against public order	0	1	16.1	16.1	0	0		0.0	
Total	23	96	16.1	1,545.6	12	95	16.1	1,529.5	
Property Crime Violations	Arson - Auto	0	1	6.5	6.5	0	0		0.0
	Arson - Building	0	0		0.0	0	1	6.5	6.5
	Break & Enter	3	16	6.5	104.0	6	27	6.5	175.5
	Unlawful in a dwelling house	1	1	6.5	6.5	0	0		0.0
	Theft Over -master code	0	1	6.5	6.5	0	0		0.0
	Theft Over - Construction Site	0	0		0.0	1	1	6.5	6.5
	Theft Over - Trailers	0	0		0.0	0	2	6.5	13.0
	Theft Over - Other Theft	3	3	6.5	19.5	0	1	6.5	6.5
	Theft Over - Boat (Vessel)	1	1	6.5	6.5	0	1	6.5	6.5
	Theft of - Mail	0	1	6.5	6.5	0	1	6.5	6.5



Calls For Service (CFS) Billing Summary Report

Haldimand County May - 2022

Billing Categories <i>(Billing categories below do not match traditional crime groupings)</i>		2022				2021			
		May	Year to Date	Time Standard	Year To Date Weighted Hours	May	Year to Date	Time Standard	Year To Date Weighted Hours
Property Crime Violations	Theft FROM Motor Vehicle Over \$5,000	0	0		0.0	0	1	6.5	6.5
	Theft of Motor Vehicle	3	11	6.5	71.5	1	12	6.5	78.0
	Theft of - Automobile	0	2	6.5	13.0	0	2	6.5	13.0
	Theft of - Trucks	2	8	6.5	52.0	0	4	6.5	26.0
	Theft of - Motorcycles	0	0		0.0	0	1	6.5	6.5
	Theft of - Snow Vehicles	0	2	6.5	13.0	0	1	6.5	6.5
	Theft of - All Terrain Vehicles	0	1	6.5	6.5	2	7	6.5	45.5
	Theft Under -master code	1	6	6.5	39.0	1	2	6.5	13.0
	Theft under - Farm Equipment	0	1	6.5	6.5	1	1	6.5	6.5
	Theft Under - Construction Site	0	2	6.5	13.0	2	3	6.5	19.5
	Theft under - Bicycles	1	2	6.5	13.0	0	2	6.5	13.0
	Theft under - Building	0	1	6.5	6.5	0	1	6.5	6.5
	Theft under - Persons	0	1	6.5	6.5	0	0		0.0
	Theft under - Trailers	2	2	6.5	13.0	1	3	6.5	19.5
	Theft under - Other Theft	4	30	6.5	195.0	8	32	6.5	208.0
	Theft Under - Gasoline Drive-off	1	4	6.5	26.0	3	20	6.5	130.0
	Theft FROM Motor Vehicle Under \$5,000	0	7	6.5	45.5	1	19	6.5	123.5
	Theft Under \$5,000 [SHOPLIFTING]	2	17	6.5	110.5	4	17	6.5	110.5
	Possession of Stolen Goods over \$5,000	0	3	6.5	19.5	1	7	6.5	45.5
	Possession of Stolen Goods under \$5,000	0	2	6.5	13.0	0	3	6.5	19.5
	Fraud -Master code	1	6	6.5	39.0	1	7	6.5	45.5
	Fraud - Steal/Forge/Poss./Use Credit Card	0	3	6.5	19.5	1	7	6.5	45.5
	Fraud - False Pretence <= \$5,000	0	0		0.0	0	2	6.5	13.0
	Fraud - Forgery & Uttering	1	2	6.5	13.0	0	0		0.0
	Fraud - Fraud through mails	0	0		0.0	1	2	6.5	13.0
	Fraud -Money/property/ security > \$5,000	1	7	6.5	45.5	2	4	6.5	26.0
	Fraud -Money/property/ security <= \$5,000	3	17	6.5	110.5	3	15	6.5	97.5
	Fraud - Transportation	0	1	6.5	6.5	0	0		0.0
	Fraud - Other	6	27	6.5	175.5	6	27	6.5	175.5
	Identity Theft	0	1	6.5	6.5	0	0		0.0
Identity Fraud	0	2	6.5	13.0	0	1	6.5	6.5	



Calls For Service (CFS) Billing Summary Report

Haldimand County May - 2022

Billing Categories <i>(Billing categories below do not match traditional crime groupings)</i>		2022				2021			
		May	Year to Date	Time Standard	Year To Date Weighted Hours	May	Year to Date	Time Standard	Year To Date Weighted Hours
Property Crime Violations	Mischief - master code	5	45	6.5	292.5	17	58	6.5	377.0
	Mischief [Graffiti - Gang Related]	0	0		0.0	0	1	6.5	6.5
	Mischief [Graffiti - Non Gang Related]	1	4	6.5	26.0	0	3	6.5	19.5
	Mischief with Data	0	0		0.0	0	1	6.5	6.5
	Willful act/omission likely to cause mischief	0	0		0.0	0	1	6.5	6.5
	Interfere with lawful use, enjoyment of property	0	0		0.0	0	1	6.5	6.5
	Mischief Relating to War Memorials	0	0		0.0	1	1	6.5	6.5
	Property Damage	1	10	6.5	65.0	3	13	6.5	84.5
	Total	43	251	6.5	1,631.5	67	316	6.5	2,054.0
Other Criminal Code Violations (Excluding traffic)	Possess Firearm while prohibited	1	2	7.7	15.4	0	0		0.0
	Offensive Weapons-Possession of Weapons	2	5	7.7	38.5	0	1	7.7	7.7
	Offensive Weapons-Other Offensive Weapons	2	2	7.7	15.4	1	1	7.7	7.7
	Offensive Weapons-Other Weapons Offences	0	1	7.7	7.7	1	2	7.7	15.4
	Bail Violations -Master code	0	0		0.0	0	1	7.7	7.7
	Bail Violations - Fail To Comply	4	19	7.7	146.3	6	24	7.7	184.8
	Bail Violations - Others	1	2	7.7	15.4	0	2	7.7	15.4
	Possession Of Counterfeit Money	0	2	7.7	15.4	0	1	7.7	7.7
	Uttering Counterfeit Money	0	1	7.7	7.7	1	2	7.7	15.4
	Counterfeit Money - Others	0	0		0.0	0	3	7.7	23.1
	Disturb the Peace	3	10	7.7	77.0	5	14	7.7	107.8
	Indecent acts -Master code	0	1	7.7	7.7	0	0		0.0
	Child Pornography -Possess child pornography	0	2	7.7	15.4	0	0		0.0
	Obstruct Public Peace Officer	0	1	7.7	7.7	0	1	7.7	7.7
	Trespass at Night	0	0		0.0	0	1	7.7	7.7
	Breach of Probation	4	11	7.7	84.7	3	12	7.7	92.4
	Disobey court order/Misconduct executing process	0	0		0.0	0	9	7.7	69.3
	Public mischief - mislead peace officer	0	0		0.0	0	1	7.7	7.7
	Contraband Tobacco	0	1	7.7	7.7	0	0		0.0
	Common nuisance	0	0		0.0	0	1	7.7	7.7



Calls For Service (CFS) Billing Summary Report

Haldimand County May - 2022

Billing Categories <i>(Billing categories below do not match traditional crime groupings)</i>		2022				2021			
		May	Year to Date	Time Standard	Year To Date Weighted Hours	May	Year to Date	Time Standard	Year To Date Weighted Hours
Other Criminal Code Violations (Excluding traffic)	Interception/disclosure of communication	0	0		0.0	0	1	7.7	7.7
	Utter Threats to damage property	0	1	7.7	7.7	0	1	7.7	7.7
	Animals - Cruelty	0	0		0.0	0	1	7.7	7.7
	Animals - Others	0	2	7.7	15.4	0	0		0.0
	Offences Related to Currency	0	0		0.0	0	1	7.7	7.7
	Total	17	63	7.7	485.1	17	80	7.7	616.0
Drug Possession	Possession Heroin	0	0		0.0	0	1	7.0	7.0
	Possession Cocaine	0	0		0.0	0	2	7.0	14.0
	Possession Other Controlled Drugs and Substance Act	1	4	7.0	28.0	0	2	7.0	14.0
	Possession - Methamphetamine (Crystal Meth)	1	1	7.0	7.0	1	3	7.0	21.0
	Drug related occurrence	0	9	7.0	63.0	4	18	7.0	126.0
	Total	2	14	7.0	98.0	5	26	7.0	182.0
Drugs	Trafficking Cocaine	0	2	55.1	110.2	0	0		0.0
	Trafficking Other Controlled Drugs and Substance Act	0	2	55.1	110.2	0	0		0.0
	Trafficking - Methamphetamine (Crystal Meth)	1	1	55.1	55.1	0	0		0.0
	Trafficking û Opioid (other than heroin)	0	0		0.0	0	1	55.1	55.1
	Total	1	5	55.1	275.5	0	1	55.1	55.1
Statutes & Acts	Landlord/Tenant	12	42	3.4	142.8	8	47	3.4	159.8
	Mental Health Act	16	73	3.4	248.2	10	52	3.4	176.8
	Mental Health Act - No contact with Police	2	7	3.4	23.8	1	2	3.4	6.8
	Mental Health Act - Attempt Suicide	2	7	3.4	23.8	1	8	3.4	27.2
	Mental Health Act - Threat of Suicide	9	32	3.4	108.8	6	29	3.4	98.6
	Mental Health Act - Voluntary Transport	4	17	3.4	57.8	1	11	3.4	37.4
	Mental Health Act - Placed on Form	2	14	3.4	47.6	2	8	3.4	27.2
	Mental Health Act - Apprehension	1	10	3.4	34.0	2	15	3.4	51.0
	Custody Dispute	0	1	3.4	3.4	0	0		0.0
	Trespass To Property Act	11	51	3.4	173.4	20	75	3.4	255.0
	Total	59	254	3.4	863.6	51	247	3.4	839.8
Operational	Animal -Master code	0	4	3.7	14.8	0	1	3.7	3.7



Calls For Service (CFS) Billing Summary Report

Haldimand County May - 2022

Billing Categories <i>(Billing categories below do not match traditional crime groupings)</i>		2022				2021			
		May	Year to Date	Time Standard	Year To Date Weighted Hours	May	Year to Date	Time Standard	Year To Date Weighted Hours
Operational	Animal - Bear Complaint	0	0		0.0	0	1	3.7	3.7
	Animal - Left in Vehicle	1	2	3.7	7.4	1	2	3.7	7.4
	Animal Rabid	1	2	3.7	7.4	0	0		0.0
	Animal Bite	0	3	3.7	11.1	1	3	3.7	11.1
	Animal Stray	3	12	3.7	44.4	5	16	3.7	59.2
	Animal Injured	6	20	3.7	74.0	1	6	3.7	22.2
	Animal - Other	2	3	3.7	11.1	2	5	3.7	18.5
	Animal - Dog Owners Liability Act	0	2	3.7	7.4	0	0		0.0
	Alarm -Master code	0	1	3.7	3.7	0	0		0.0
	Domestic Disturbance	28	140	3.7	518.0	30	121	3.7	447.7
	Suspicious Person	36	101	3.7	373.7	24	118	3.7	436.6
	Phone -Master code	0	0		0.0	0	1	3.7	3.7
	Phone -Nuisance - No Charges Laid	2	7	3.7	25.9	2	10	3.7	37.0
	Phone -Threatening - No Charges Laid	1	3	3.7	11.1	1	3	3.7	11.1
	Phone -Other - No Charges Laid	0	1	3.7	3.7	0	1	3.7	3.7
	Text- related Incident (Texting)	0	0		0.0	0	1	3.7	3.7
	Fire - Building	6	19	3.7	70.3	3	10	3.7	37.0
	Fire - Vehicle	4	13	3.7	48.1	0	8	3.7	29.6
	Fire - Other	2	8	3.7	29.6	1	5	3.7	18.5
	Insecure Condition -Master code	0	5	3.7	18.5	2	4	3.7	14.8
	Insecure Condition - Building	0	3	3.7	11.1	0	1	3.7	3.7
	Missing Person -Master code	2	2	3.7	7.4	0	1	3.7	3.7
	Missing Person under 12	0	3	3.7	11.1	0	1	3.7	3.7
	Missing Person 12 & older	3	11	3.7	40.7	1	7	3.7	25.9
	Missing Person Located Under 12	1	2	3.7	7.4	2	4	3.7	14.8
	Missing Person Located 12 & older	3	12	3.7	44.4	0	5	3.7	18.5
	Noise Complaint -Master code	23	58	3.7	214.6	15	56	3.7	207.2
	Noise Complaint - Vehicle	0	1	3.7	3.7	0	0		0.0
	Noise Complaint - Residence	0	0		0.0	3	8	3.7	29.6
	Noise Complaint - Animal	0	7	3.7	25.9	1	5	3.7	18.5
	Noise Complaint - Others	0	2	3.7	7.4	2	4	3.7	14.8
	Accident - non-MVC -Master code	0	2	3.7	7.4	0	2	3.7	7.4



Calls For Service (CFS) Billing Summary Report

Haldimand County May - 2022

Billing Categories <i>(Billing categories below do not match traditional crime groupings)</i>		2022				2021			
		May	Year to Date	Time Standard	Year To Date Weighted Hours	May	Year to Date	Time Standard	Year To Date Weighted Hours
Operational	Accident - non-MVC - Industrial	0	0		0.0	0	1	3.7	3.7
	Accident - non-MVC - Construction Site	1	1	3.7	3.7	0	0		0.0
	Accident - non-MVC - Commercial	0	0		0.0	0	1	3.7	3.7
	Found Property -Master code	4	30	3.7	111.0	5	18	3.7	66.6
	Found - License Plate	0	0		0.0	1	2	3.7	7.4
	Found - Vehicle Accessories	0	0		0.0	0	1	3.7	3.7
	Found-Personal Accessories	0	2	3.7	7.4	0	2	3.7	7.4
	Found-Household Property	0	0		0.0	0	2	3.7	7.4
	Found-Radio,TV,Sound-Reprod. Equip.	0	0		0.0	0	1	3.7	3.7
	Found-Sporting Goods, Hobby Equip.	1	1	3.7	3.7	0	0		0.0
	Found-Others	0	0		0.0	0	1	3.7	3.7
	Lost Property -Master code	3	11	3.7	40.7	1	7	3.7	25.9
	Lost License Plate	0	1	3.7	3.7	0	1	3.7	3.7
	Lost - Vehicle Accessories	0	1	3.7	3.7	0	0		0.0
	Lost-Personal Accessories	3	6	3.7	22.2	1	2	3.7	7.4
	Lost-Household Property	1	2	3.7	7.4	0	1	3.7	3.7
	Lost-Radio,TV,Sound-Reprod. Equip.	0	1	3.7	3.7	0	1	3.7	3.7
	Lost-Sporting Goods, Hobby Equip.	0	1	3.7	3.7	0	0		0.0
	Lost - Gun	0	0		0.0	0	1	3.7	3.7
	Lost-Others	0	2	3.7	7.4	0	2	3.7	7.4
	Sudden Death -master code	0	1	3.7	3.7	0	0		0.0
	Sudden Death - Drowning	0	0		0.0	0	1	3.7	3.7
	Sudden Death - Suicide	0	1	3.7	3.7	1	5	3.7	18.5
	Sudden Death - Natural Causes	6	17	3.7	62.9	1	12	3.7	44.4
	Sudden Death - Others	0	6	3.7	22.2	0	2	3.7	7.4
	Sudden Death - Apparent Overdose-Overdose	0	2	3.7	7.4	1	3	3.7	11.1
	Suspicious Vehicle	16	75	3.7	277.5	22	90	3.7	333.0
	Trouble with Youth	10	42	3.7	155.4	16	43	3.7	159.1
	Vehicle Recovered -Master code	0	1	3.7	3.7	0	1	3.7	3.7
	Vehicle Recovered - Automobile	2	7	3.7	25.9	1	7	3.7	25.9
Vehicle Recovered - Trucks	0	3	3.7	11.1	1	6	3.7	22.2	



Calls For Service (CFS) Billing Summary Report

Haldimand County May - 2022

Billing Categories <i>(Billing categories below do not match traditional crime groupings)</i>		2022				2021			
		May	Year to Date	Time Standard	Year To Date Weighted Hours	May	Year to Date	Time Standard	Year To Date Weighted Hours
Operational	Vehicle Recovered - All Terrain Veh	1	2	3.7	7.4	0	1	3.7	3.7
	Vehicle Recovered - Farm Vehicles	0	0		0.0	0	1	3.7	3.7
	Vehicle Recovered - Constr. Vehicle	0	0		0.0	0	1	3.7	3.7
	Vehicle Recovered - Other	0	1	3.7	3.7	0	2	3.7	7.4
	Unwanted Persons	10	43	3.7	159.1	17	49	3.7	181.3
	Neighbour Dispute	26	72	3.7	266.4	26	111	3.7	410.7
	Bomb Threat	0	1	3.7	3.7	0	0		0.0
	By-Law -Master code	1	3	3.7	11.1	0	2	3.7	7.4
	Noise By-Law	0	1	3.7	3.7	1	1	3.7	3.7
	Other Municipal By-Laws	4	11	3.7	40.7	4	24	3.7	88.8
	Traffic By-Law	3	9	3.7	33.3	2	9	3.7	33.3
	Overdose/Suspected Overdose	0	0		0.0	0	1	3.7	3.7
	Overdose/Suspected Overdose - Opioid Related	1	1	3.7	3.7	0	1	3.7	3.7
	Assist Fire Department	3	6	3.7	22.2	0	6	3.7	22.2
	Assist Public	73	352	3.7	1,302.4	72	334	3.7	1,235.8
	Distressed/Overdue Motorist	1	3	3.7	11.1	1	4	3.7	14.8
	Compassionate Message	0	0		0.0	0	1	3.7	3.7
	Family Dispute	26	119	3.7	440.3	22	110	3.7	407.0
	Protest - Demonstration	0	5	3.7	18.5	1	3	3.7	11.1
	Total	320	1,292	3.7	4,780.4	294	1,285	3.7	4,754.5
Operational2	False Holdup Alarm-Accidental Trip	9	19	1.3	24.7	4	12	1.3	15.6
	False Alarm -Others	18	118	1.3	153.4	16	59	1.3	76.7
	False Alarm -Cancelled	0	0		0.0	0	1	1.3	1.3
	Keep the Peace	22	62	1.3	80.6	23	70	1.3	91.0
	911 call / 911 hang up	12	52	1.3	67.6	13	112	1.3	145.6
	911 hang up - Pocket Dial	0	0		0.0	0	3	1.3	3.9
	911 call - Dropped Cell	8	40	1.3	52.0	13	46	1.3	59.8
	Total	69	291	1.3	378.3	69	303	1.3	393.9
Traffic	MVC (MOTOR VEHICLE COLLISION) -Master code	0	2	3.5	7.0	0	0		0.0
	MVC - Personal Injury (MOTOR VEHICLE COLLISION)	5	18	3.5	63.0	4	18	3.5	63.0
	MVC - Prop. Dam. Non Reportable	7	68	3.5	238.0	6	51	3.5	178.5
	MVC - Prop. Dam. Reportable (MOTOR VEHICLE COLLISION)	25	168	3.5	588.0	31	117	3.5	409.5



Calls For Service (CFS) Billing Summary Report

Haldimand County May - 2022

Billing Categories <i>(Billing categories below do not match traditional crime groupings)</i>		2022				2021			
		May	Year to Date	Time Standard	Year To Date Weighted Hours	May	Year to Date	Time Standard	Year To Date Weighted Hours
Traffic	MVC - Prop. Dam. Failed to Remain (MOTOR VEHICLE COLLISION)	4	27	3.5	94.5	6	17	3.5	59.5
	MVC - Pers. Inj. Failed To Remain (MOTOR VEHICLE COLLISION)	0	0		0.0	1	1	3.5	3.5
	MVC - Fatal (MOTOR VEHICLE COLLISION)	0	1	3.5	3.5	0	1	3.5	3.5
	MVC - Others (MOTOR VEHICLE COLLISION)	0	0		0.0	1	3	3.5	10.5
	Total	41	284	3.5	994.0	49	208	3.5	728.0
Total	575	2,550		11,052.0	564	2,561		11,152.8	

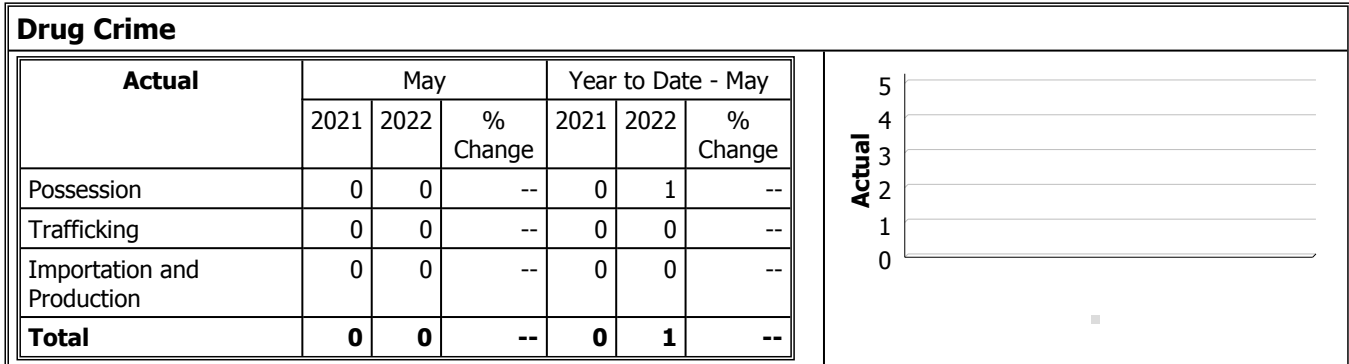
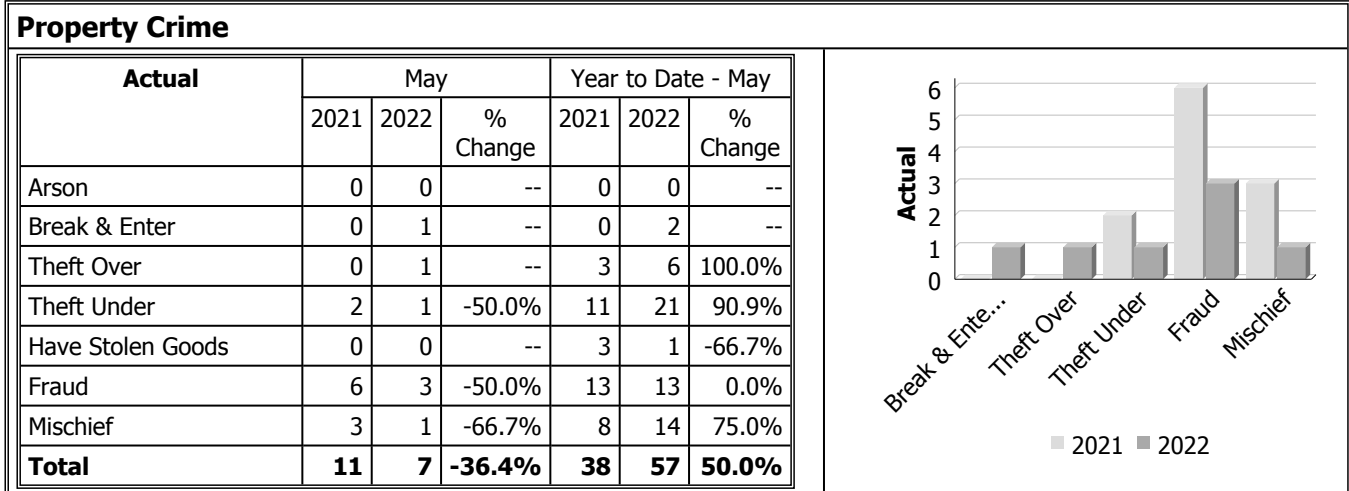
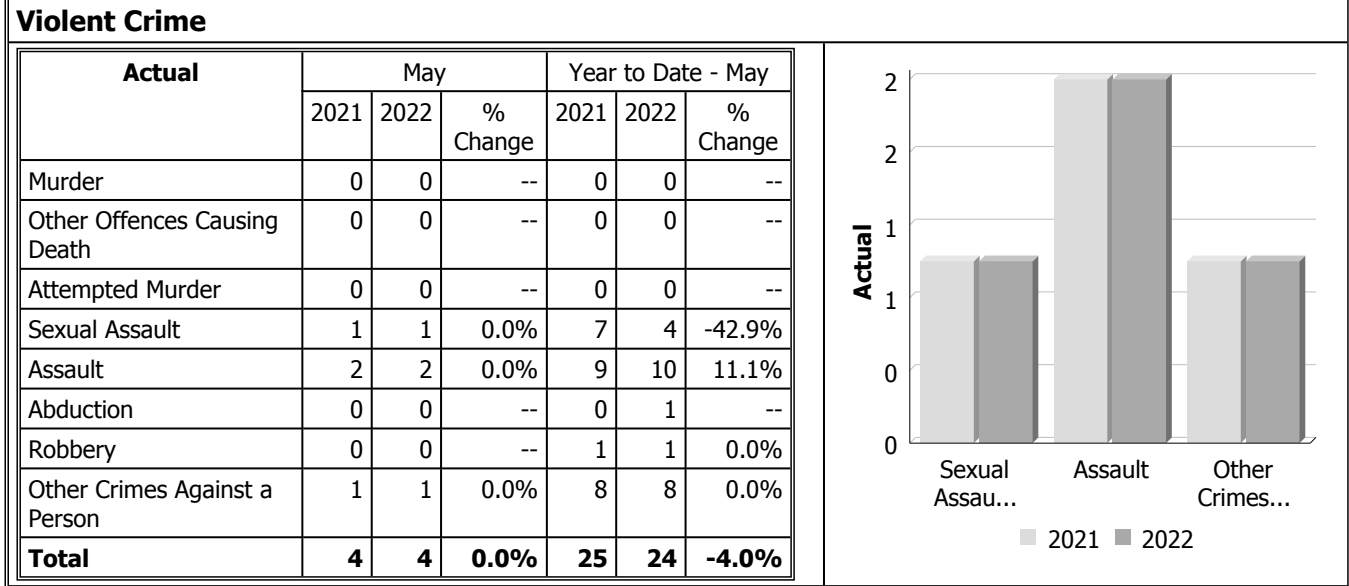


Calls For Service (CFS) Billing Summary Report

Haldimand County May - 2022

Billing Categories <i>(Billing categories below do not match traditional crime groupings)</i>	2022				2021			
	May	Year to Date	Time Standard	Year To Date Weighted Hours	May	Year to Date	Time Standard	Year To Date Weighted Hours
Violent Criminal Code	23	96	16.1	1,545.6	12	95	16.1	1,529.5
Property Crime Violations	43	251	6.5	1,631.5	67	316	6.5	2,054.0
Other Criminal Code Violations (Excluding traffic)	17	63	7.7	485.1	17	80	7.7	616.0
Drug Possession	2	14	7.0	98.0	5	26	7.0	182.0
Drugs	1	5	55.1	275.5	0	1	55.1	55.1
Statutes & Acts	59	254	3.4	863.6	51	247	3.4	839.8
Operational	320	1,292	3.7	4,780.4	294	1,285	3.7	4,754.5
Operational2	69	291	1.3	378.3	69	303	1.3	393.9
Traffic	41	284	3.5	994.0	49	208	3.5	728.0
Total	575	2,550		11,052.0	564	2,561		11,152.8

**Police Services Board Report for Caledonia
Records Management System
May - 2022**



Detachment: 6C - HALDIMAND COUNTY

Location code(s): 6C00 - HALDIMAND COUNTY, 6C01 - HALDIMAND COUNTY (Haldimand (MI)) (Inactive), 6C70 - [NEW CREDIT] MISSISSAUGAS OF THE NEW CREDIT FN, 6C71 - SIX NATIONS OF THE GRAND RIVER TERRITORY FN

Area code(s): 6324 - Caledonia

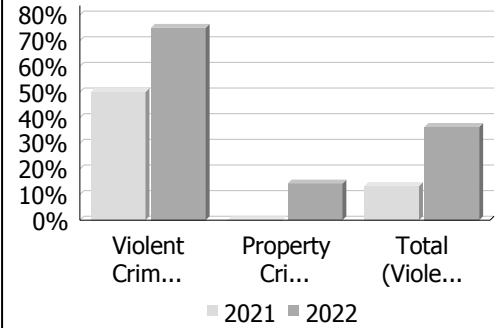
Data source date:
2022/06/25

Report Generated by:
Clark, Paul

Report Generated on:
Jun 28, 2022 8:04:31 AM
PP-CSC-Operational Planning-4300

**Police Services Board Report for Caledonia
Records Management System
May - 2022**

Clearance Rate						
Clearance Rate	May			Year to Date - May		
	2021	2022	Difference	2021	2022	Difference
Violent Crime	50.0%	75.0%	25.0%	64.0%	66.7%	2.7%
Property Crime	0.0%	14.3%	14.3%	10.5%	5.3%	-5.3%
Drug Crime	--	--	--	--	0.0%	--
Total (Violent, Property & Drug)	13.3%	36.4%	23.0%	33.8%	25.9%	-8.0%



Data contained within this report is dynamic in nature and numbers will change over time as the Ontario Provincial Police continue to investigate and solve crime.

Data Utilized

- Major Crimes
- Niche RMS All Offence Level Business Intelligence Cube

Detachment: 6C - HALDIMAND COUNTY

Location code(s): 6C00 - HALDIMAND COUNTY, 6C01 - HALDIMAND COUNTY (Haldimand (MI)) (Inactive), 6C70 - [NEW CREDIT] MISSISSAUGAS OF THE NEW CREDIT FN, 6C71 - SIX NATIONS OF THE GRAND RIVER TERRITORY FN

Area code(s): 6324 - Caledonia

Data source date:
2022/06/25

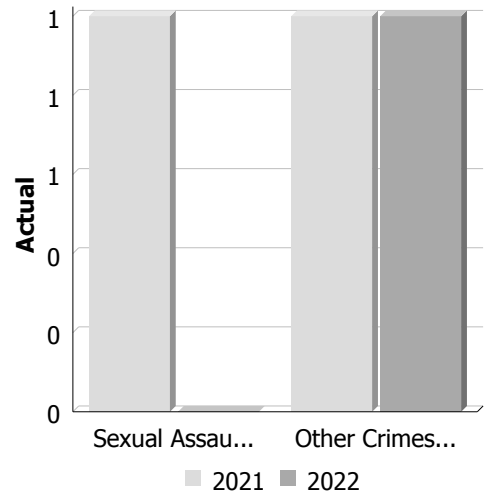
Report Generated by:
Clark, Paul

Report Generated on:
Jun 28, 2022 8:04:31 AM
PP-CSC-Operational Planning-4300

**Police Services Board Report for Cayuga
Records Management System
May - 2022**

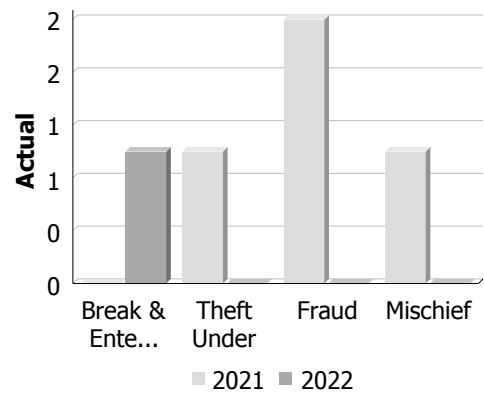
Violent Crime

Actual	May			Year to Date - May		
	2021	2022	% Change	2021	2022	% Change
Murder	0	0	--	0	0	--
Other Offences Causing Death	0	0	--	0	0	--
Attempted Murder	0	0	--	0	0	--
Sexual Assault	1	0	-100.0%	2	1	-50.0%
Assault	0	0	--	0	3	--
Abduction	0	0	--	0	0	--
Robbery	0	0	--	0	0	--
Other Crimes Against a Person	1	1	0.0%	3	1	-66.7%
Total	2	1	-50.0%	5	5	0.0%



Property Crime

Actual	May			Year to Date - May		
	2021	2022	% Change	2021	2022	% Change
Arson	0	0	--	0	0	--
Break & Enter	0	1	--	0	3	--
Theft Over	0	0	--	0	1	--
Theft Under	1	0	-100.0%	6	4	-33.3%
Have Stolen Goods	0	0	--	0	0	--
Fraud	2	0	-100.0%	4	4	0.0%
Mischief	1	0	-100.0%	1	1	0.0%
Total	4	1	-75.0%	11	13	18.2%



Drug Crime

Actual	May			Year to Date - May		
	2021	2022	% Change	2021	2022	% Change
Possession	0	0	--	1	0	-100.0%
Trafficking	0	0	--	0	0	--
Importation and Production	0	0	--	0	0	--
Total	0	0	--	1	0	-100.0%



Detachment: 6C - HALDIMAND COUNTY

Location code(s): 6C00 - HALDIMAND COUNTY, 6C01 - HALDIMAND COUNTY (Haldimand (MI)) (Inactive), 6C70 - [NEW CREDIT] MISSISSAUGAS OF THE NEW CREDIT FN, 6C71 - SIX NATIONS OF THE GRAND RIVER TERRITORY FN

Area code(s): 6326 - Cayuga

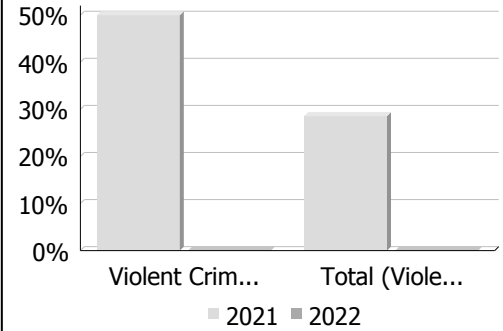
Data source date:
2022/06/25

Report Generated by:
Clark, Paul

Report Generated on:
Jun 28, 2022 8:05:35 AM
PP-CSC-Operational Planning-4300

**Police Services Board Report for Cayuga
Records Management System
May - 2022**

Clearance Rate						
Clearance Rate	May			Year to Date - May		
	2021	2022	Difference	2021	2022	Difference
Violent Crime	50.0%	0.0%	-50.0%	80.0%	80.0%	0.0%
Property Crime	0.0%	0.0%	0.0%	9.1%	0.0%	-9.1%
Drug Crime	--	--	--	100.0%	--	--
Total (Violent, Property & Drug)	28.6%	0.0%	-28.6%	42.1%	22.2%	-19.9%



Data contained within this report is dynamic in nature and numbers will change over time as the Ontario Provincial Police continue to investigate and solve crime.

Data Utilized

- Major Crimes
- Niche RMS All Offence Level Business Intelligence Cube

Detachment: 6C - HALDIMAND COUNTY

Location code(s): 6C00 - HALDIMAND COUNTY, 6C01 - HALDIMAND COUNTY (Haldimand (MI)) (Inactive), 6C70 - [NEW CREDIT] MISSISSAUGAS OF THE NEW CREDIT FN, 6C71 - SIX NATIONS OF THE GRAND RIVER TERRITORY FN

Area code(s): 6326 - Cayuga

Data source date:
2022/06/25

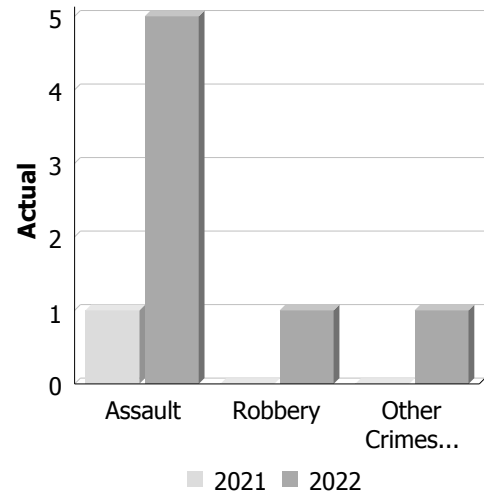
Report Generated by:
Clark, Paul

Report Generated on:
Jun 28, 2022 8:05:35 AM
PP-CSC-Operational Planning-4300

**Police Services Board Report for Dunnville
Records Management System
May - 2022**

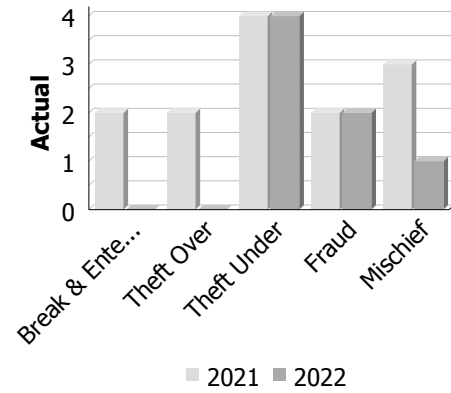
Violent Crime

Actual	May			Year to Date - May		
	2021	2022	% Change	2021	2022	% Change
Murder	0	0	--	0	0	--
Other Offences Causing Death	0	0	--	0	0	--
Attempted Murder	0	0	--	0	0	--
Sexual Assault	0	0	--	2	4	100.0%
Assault	1	5	400.0%	9	13	44.4%
Abduction	0	0	--	0	0	--
Robbery	0	1	--	0	1	--
Other Crimes Against a Person	0	1	--	6	4	-33.3%
Total	1	7	600.0%	17	22	29.4%



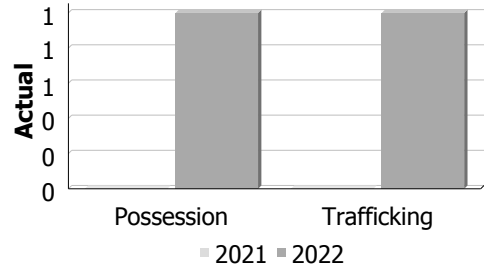
Property Crime

Actual	May			Year to Date - May		
	2021	2022	% Change	2021	2022	% Change
Arson	0	0	--	0	1	--
Break & Enter	2	0	-100.0%	6	3	-50.0%
Theft Over	2	0	-100.0%	7	3	-57.1%
Theft Under	4	4	0.0%	37	22	-40.5%
Have Stolen Goods	0	0	--	0	1	--
Fraud	2	2	0.0%	14	9	-35.7%
Mischief	3	1	-66.7%	12	15	25.0%
Total	13	7	-46.2%	76	54	-28.9%



Drug Crime

Actual	May			Year to Date - May		
	2021	2022	% Change	2021	2022	% Change
Possession	0	1	--	3	2	-33.3%
Trafficking	0	1	--	0	4	--
Importation and Production	0	0	--	0	0	--
Total	0	2	--	3	6	100.0%



Detachment: 6C - HALDIMAND COUNTY

Location code(s): 6C00 - HALDIMAND COUNTY, 6C01 - HALDIMAND COUNTY (Haldimand (MI)) (Inactive), 6C70 - [NEW CREDIT] MISSISSAUGAS OF THE NEW CREDIT FN, 6C71 - SIX NATIONS OF THE GRAND RIVER TERRITORY FN

Area code(s): 6328 - Dunnville

Data source date:

2022/06/25

Report Generated by:

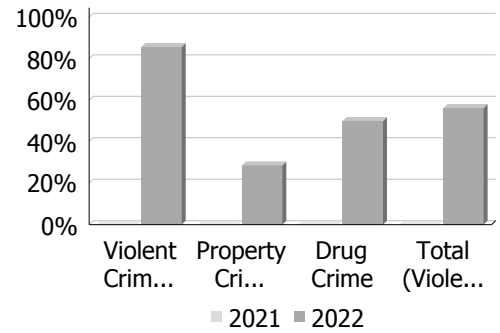
Clark, Paul

Report Generated on:

Jun 28, 2022 8:06:36 AM
PP-CSC-Operational Planning-4300

**Police Services Board Report for Dunnville
Records Management System
May - 2022**

Clearance Rate						
Clearance Rate	May			Year to Date - May		
	2021	2022	Difference	2021	2022	Difference
Violent Crime	0.0%	85.7%	85.7%	64.7%	63.6%	-1.1%
Property Crime	0.0%	28.6%	28.6%	7.9%	16.7%	8.8%
Drug Crime	--	50.0%	--	66.7%	33.3%	-33.3%
Total (Violent, Property & Drug)	0.0%	56.2%	56.2%	19.8%	32.1%	12.4%



Data contained within this report is dynamic in nature and numbers will change over time as the Ontario Provincial Police continue to investigate and solve crime.

Data Utilized

- Major Crimes
- Niche RMS All Offence Level Business Intelligence Cube

Detachment: 6C - HALDIMAND COUNTY

Location code(s): 6C00 - HALDIMAND COUNTY, 6C01 - HALDIMAND COUNTY (Haldimand (MI)) (Inactive), 6C70 - [NEW CREDIT] MISSISSAUGAS OF THE NEW CREDIT FN, 6C71 - SIX NATIONS OF THE GRAND RIVER TERRITORY FN

Area code(s): 6328 - Dunnville

Data source date:
2022/06/25

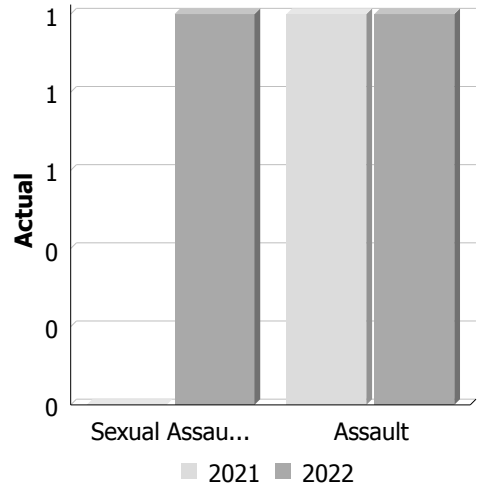
Report Generated by:
Clark, Paul

Report Generated on:
Jun 28, 2022 8:06:36 AM
PP-CSC-Operational Planning-4300

**Police Services Board Report for Hagersville
Records Management System
May - 2022**

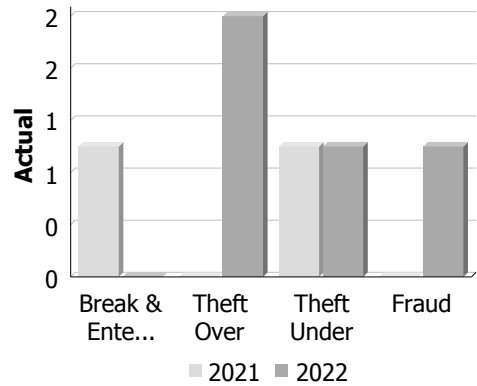
Violent Crime

Actual	May			Year to Date - May		
	2021	2022	% Change	2021	2022	% Change
Murder	0	0	--	0	0	--
Other Offences Causing Death	0	0	--	0	0	--
Attempted Murder	0	0	--	0	0	--
Sexual Assault	0	1	--	1	1	0.0%
Assault	1	1	0.0%	8	5	-37.5%
Abduction	0	0	--	0	0	--
Robbery	0	0	--	0	1	--
Other Crimes Against a Person	0	0	--	3	1	-66.7%
Total	1	2	100.0%	12	8	-33.3%



Property Crime

Actual	May			Year to Date - May		
	2021	2022	% Change	2021	2022	% Change
Arson	0	0	--	0	0	--
Break & Enter	1	0	-100.0%	1	1	0.0%
Theft Over	0	2	--	2	5	150.0%
Theft Under	1	1	0.0%	13	8	-38.5%
Have Stolen Goods	0	0	--	0	2	--
Fraud	0	1	--	5	6	20.0%
Mischief	0	0	--	12	1	-91.7%
Total	2	4	100.0%	33	23	-30.3%



Drug Crime

Actual	May			Year to Date - May		
	2021	2022	% Change	2021	2022	% Change
Possession	0	0	--	1	1	0.0%
Trafficking	0	0	--	0	1	--
Importation and Production	0	0	--	0	0	--
Total	0	0	--	1	2	100.0%



Detachment: 6C - HALDIMAND COUNTY

Location code(s): 6C00 - HALDIMAND COUNTY, 6C01 - HALDIMAND COUNTY (Haldimand (MI)) (Inactive), 6C70 - [NEW CREDIT] MISSISSAUGAS OF THE NEW CREDIT FN, 6C71 - SIX NATIONS OF THE GRAND RIVER TERRITORY FN

Area code(s): 6320 - Hagersville

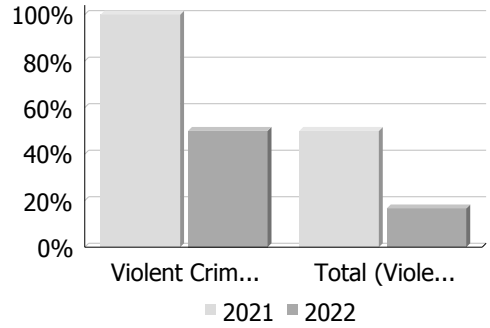
Data source date:
2022/06/25

Report Generated by:
Clark, Paul

Report Generated on:
Jun 28, 2022 8:07:30 AM
PP-CSC-Operational Planning-4300

**Police Services Board Report for Hagersville
Records Management System
May - 2022**

Clearance Rate						
Clearance Rate	May			Year to Date - May		
	2021	2022	Difference	2021	2022	Difference
Violent Crime	100.0%	50.0%	-50.0%	41.7%	75.0%	33.3%
Property Crime	0.0%	0.0%	0.0%	3.0%	8.7%	5.7%
Drug Crime	--	--	--	100.0%	100.0%	0.0%
Total (Violent, Property & Drug)	50.0%	16.7%	-33.3%	17.0%	36.1%	19.1%



Data contained within this report is dynamic in nature and numbers will change over time as the Ontario Provincial Police continue to investigate and solve crime.

Data Utilized

- Major Crimes
- Niche RMS All Offence Level Business Intelligence Cube

Detachment: 6C - HALDIMAND COUNTY

Location code(s): 6C00 - HALDIMAND COUNTY, 6C01 - HALDIMAND COUNTY (Haldimand (MI)) (Inactive), 6C70 - [NEW CREDIT] MISSISSAUGAS OF THE NEW CREDIT FN, 6C71 - SIX NATIONS OF THE GRAND RIVER TERRITORY FN

Area code(s): 6320 - Hagersville

Data source date:
2022/06/25

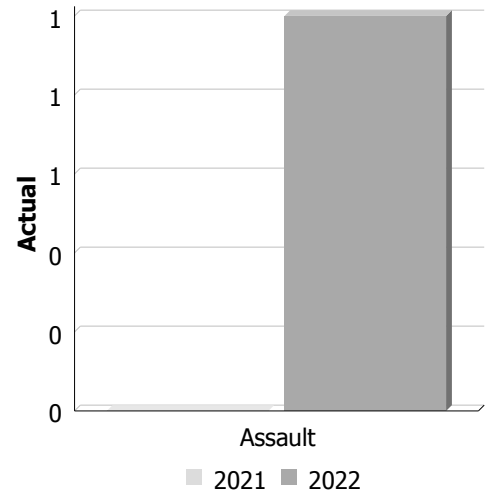
Report Generated by:
Clark, Paul

Report Generated on:
Jun 28, 2022 8:07:30 AM
PP-CSC-Operational Planning-4300

**Police Services Board Report for Jarvis
Records Management System
May - 2022**

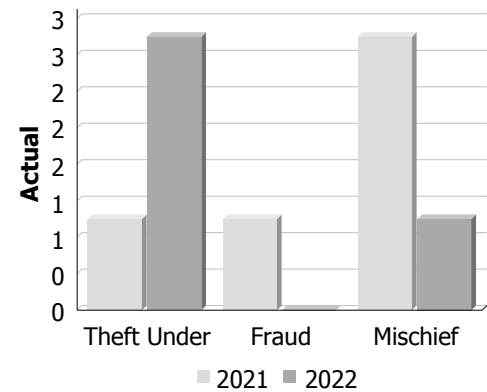
Violent Crime

Actual	May			Year to Date - May		
	2021	2022	% Change	2021	2022	% Change
Murder	0	0	--	0	0	--
Other Offences Causing Death	0	0	--	0	0	--
Attempted Murder	0	0	--	0	0	--
Sexual Assault	0	0	--	0	0	--
Assault	0	1	--	1	2	100.0%
Abduction	0	0	--	0	0	--
Robbery	0	0	--	0	0	--
Other Crimes Against a Person	0	0	--	0	0	--
Total	0	1	--	1	2	100.0%



Property Crime

Actual	May			Year to Date - May		
	2021	2022	% Change	2021	2022	% Change
Arson	0	0	--	0	0	--
Break & Enter	0	0	--	0	0	--
Theft Over	0	0	--	1	2	100.0%
Theft Under	1	3	200.0%	1	5	400.0%
Have Stolen Goods	0	0	--	1	0	-100.0%
Fraud	1	0	-100.0%	3	3	0.0%
Mischief	3	1	-66.7%	6	4	-33.3%
Total	5	4	-20.0%	12	14	16.7%



Drug Crime

Actual	May			Year to Date - May		
	2021	2022	% Change	2021	2022	% Change
Possession	0	0	--	0	0	--
Trafficking	0	0	--	0	0	--
Importation and Production	0	0	--	0	0	--
Total	0	0	--	0	0	--



Detachment: 6C - HALDIMAND COUNTY

Location code(s): 6C00 - HALDIMAND COUNTY, 6C01 - HALDIMAND COUNTY (Haldimand (MI)) (Inactive), 6C70 - [NEW CREDIT] MISSISSAUGAS OF THE NEW CREDIT FN, 6C71 - SIX NATIONS OF THE GRAND RIVER TERRITORY FN

Area code(s): 6322 - Jarvis

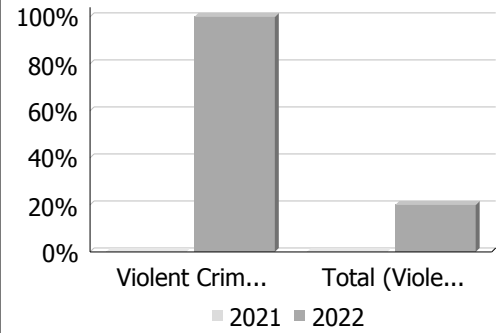
Data source date:
2022/06/25

Report Generated by:
Clark, Paul

Report Generated on:
Jun 28, 2022 8:08:42 AM
PP-CSC-Operational Planning-4300

**Police Services Board Report for Jarvis
Records Management System
May - 2022**

Clearance Rate						
Clearance Rate	May			Year to Date - May		
	2021	2022	Difference	2021	2022	Difference
Violent Crime	--	100.0%	--	100.0%	100.0%	0.0%
Property Crime	0.0%	0.0%	0.0%	8.3%	0.0%	-8.3%
Drug Crime	--	--	--	--	--	--
Total (Violent, Property & Drug)	0.0%	20.0%	20.0%	15.4%	12.5%	-2.9%



Data contained within this report is dynamic in nature and numbers will change over time as the Ontario Provincial Police continue to investigate and solve crime.

Data Utilized

- Major Crimes
- Niche RMS All Offence Level Business Intelligence Cube

Detachment: 6C - HALDIMAND COUNTY

Location code(s): 6C00 - HALDIMAND COUNTY, 6C01 - HALDIMAND COUNTY (Haldimand (MI)) (Inactive), 6C70 - [NEW CREDIT] MISSISSAUGAS OF THE NEW CREDIT FN, 6C71 - SIX NATIONS OF THE GRAND RIVER TERRITORY FN

Area code(s): 6322 - Jarvis

Data source date:
2022/06/25

Report Generated by:
Clark, Paul

Report Generated on:
Jun 28, 2022 8:08:42 AM
PP-CSC-Operational Planning-4300

CRIME STOPPERS

HALDIMAND & NORFOLK

Summary of Activities – June 2022

Tip Activity

- There have been 275 anonymous tips received this year. (not including update calls (approx. 70/month) or admin calls (u/k)).

Statistics

Arrests
Narcotics Seized
Property Recovered
Charges Laid

Since Inception

2,247
\$45,229,772
\$5,810,820
6,749

Student Crime Stoppers

- Crime Stoppers of Haldimand and Norfolk is pleased to announce that the winner of the 2021 / 2022 Crime Stoppers' William Robert Courtnage Community Service Bursary is **Ms. Audrey Whitman of Hagersville Secondary School**. Whitman will receive a \$1000 bursary in recognition of the contributions that she made in improving and developing the concept of Student Crime Stoppers in her school.

Promotions/Presentations/Meetings

- Participated in/presented to/met with/gave promotional items to: Golf committee, Simcoe Chamber of Commerce.

Media Relations

- Conducted our usual media relations throughout the month (Crime of the Week, etc.).
- Continued writing script for East Link Cable / 92.9 The Grand re partnerships featuring unsolved crimes for Haldimand and Norfolk.

Fundraising

- The annual Protect your Identity document shredding events are scheduled for:
June 11, 2022-Caledonia – event raised over \$650.00
September 17, 2022-Erie Mutual, Dunnville
- Golf tournament August 18 at Cayuga Golf Course, -\$100.00-person incl. 18 holes of golf, cart and lunch. Hole sponsor/major sponsorships opportunities available. For more information contact: golf@helpsolvecrime.com or 519-426-3434 ext. 7452
- Plans are underway for snowblower raffle draw.

Provincially/Nationally / Internationally

- Crime Stoppers has partnered with RCMP, OPP and local Police Services with jurisdiction over Pearson International Airport to intake anonymous tip information on crimes within the airport i.e.: smuggling, human trafficking

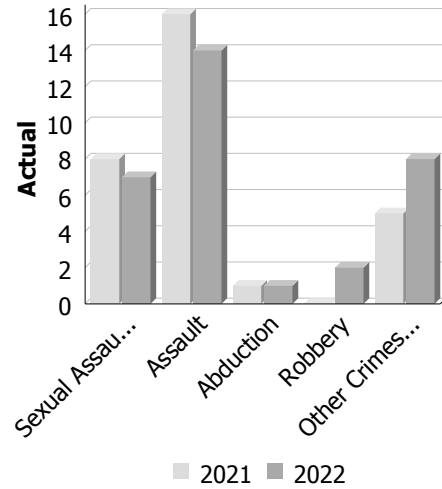
Other

- Board actively seeking new board members.
- Currently Ken Schaus and Bailey Long are co-chairs of Haldimand and Norfolk board of directors.
- Coordinator Aimee Bernardo-Chair of Southwest Zone Meetings.

**Police Services Board Report for Haldimand County
Records Management System
June - 2022**

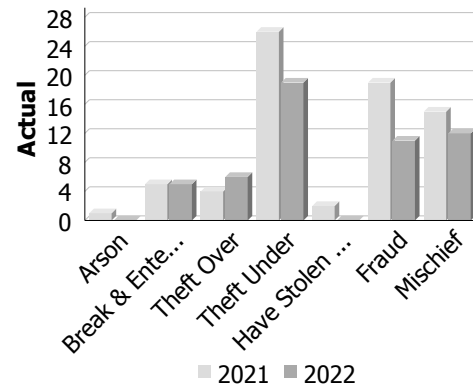
Violent Crime

Actual	June			Year to Date - June		
	2021	2022	% Change	2021	2022	% Change
Murder	0	0	--	0	1	--
Other Offences Causing Death	0	0	--	0	0	--
Attempted Murder	0	0	--	0	0	--
Sexual Assault	8	7	-12.5%	27	23	-14.8%
Assault	16	14	-12.5%	64	67	4.7%
Abduction	1	1	0.0%	1	2	100.0%
Robbery	0	2	--	1	7	600.0%
Other Crimes Against a Person	5	8	60.0%	37	27	-27.0%
Total	30	32	6.7%	130	127	-2.3%



Property Crime

Actual	June			Year to Date - June		
	2021	2022	% Change	2021	2022	% Change
Arson	1	0	-100.0%	2	1	-50.0%
Break & Enter	5	5	0.0%	32	25	-21.9%
Theft Over	4	6	50.0%	38	39	2.6%
Theft Under	26	19	-26.9%	126	96	-23.8%
Have Stolen Goods	2	0	-100.0%	14	5	-64.3%
Fraud	19	11	-42.1%	85	75	-11.8%
Mischief	15	12	-20.0%	85	71	-16.5%
Total	72	53	-26.4%	382	312	-18.3%



Drug Crime

Detachment: 6C - HALDIMAND COUNTY

Location code(s): 6C00 - HALDIMAND COUNTY, 6C01 - HALDIMAND COUNTY (Haldimand (MI)) (Inactive), 6C70 - [NEW CREDIT] MISSISSAUGAS OF THE NEW CREDIT FN

Area code(s): (blank), 0, 2 - Marine, 5010, 5017, 5025, 5039, 5054, 5124, 6002, 6242, 6260, 6262, 6263, 6264, 6265, 6266, 6279, 6282, 6289, 6294 - Haldimand Reclamation, 6318 - Lakeshore, 6319 - Selkirk and Rural, 6320 - Hagersville, 6321 - Hagersville Rural, 6322 - Jarvis, 6323 - Townsend, 6324 - Caledonia, 6325 - Caledonia Rural, 6326 - Cayuga, 6327 - Cayuga Rural, 6328 - Dunnville, 6329 - Dunnville Rural, 6508, 6908 - Selkirk Provincial Park, 6910 - James N Allen Provincial Park, 6911 - Rock Point Provincial Park, 6934 - Hwy 3, 6945 - Hwy 6, 6283 - Caledonia (Old Association), 6285 - Hagersville (Old Association), 6266 - [New Credit] Mississaugas of the New Credit FN, 6267 - [Special Event-New Credit] Mississaugas of the New Credit FN, 6508

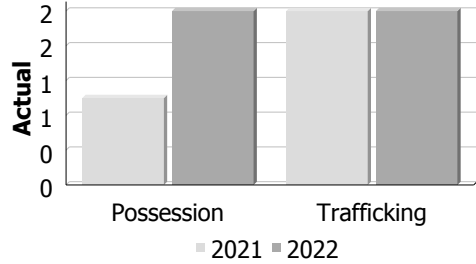
Data source date:
2022/07/23

Report Generated by:
Clark, Paul

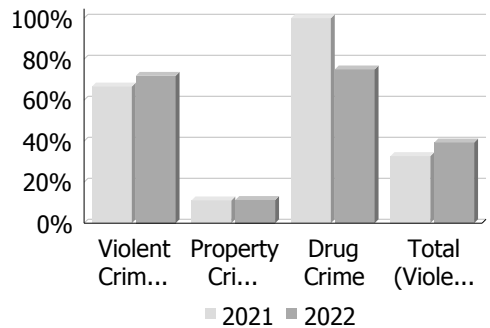
Report Generated on:
Jul 26, 2022 10:02:54 AM
PP-CSC-Operational Planning-4300

**Police Services Board Report for Haldimand County
Records Management System
June - 2022**

Actual	June			Year to Date - June		
	2021	2022	% Change	2021	2022	% Change
Possession	1	2	100.0%	11	8	-27.3%
Trafficking	2	2	0.0%	2	8	300.0%
Importation and Production	0	0	--	0	0	--
Total	3	4	33.3%	13	16	23.1%



Clearance Rate						
Clearance Rate	June			Year to Date - June		
	2021	2022	Difference	2021	2022	Difference
Violent Crime	66.7%	71.9%	5.2%	66.9%	70.1%	3.2%
Property Crime	11.1%	11.3%	0.2%	10.2%	10.9%	0.7%
Drug Crime	100.0%	75.0%	-25.0%	92.3%	62.5%	-29.8%
Total (Violent, Property & Drug)	32.7%	39.4%	6.6%	29.0%	33.6%	4.6%



Data contained within this report is dynamic in nature and numbers will change over time as the Ontario Provincial Police continue to investigate and solve crime.

Data Utilized

- Major Crimes
- Niche RMS All Offence Level Business Intelligence Cube

Detachment: 6C - HALDIMAND COUNTY

Location code(s): 6C00 - HALDIMAND COUNTY, 6C01 - HALDIMAND COUNTY (Haldimand (MI)) (Inactive), 6C70 - [NEW CREDIT] MISSISSAUGAS OF THE NEW CREDIT FN

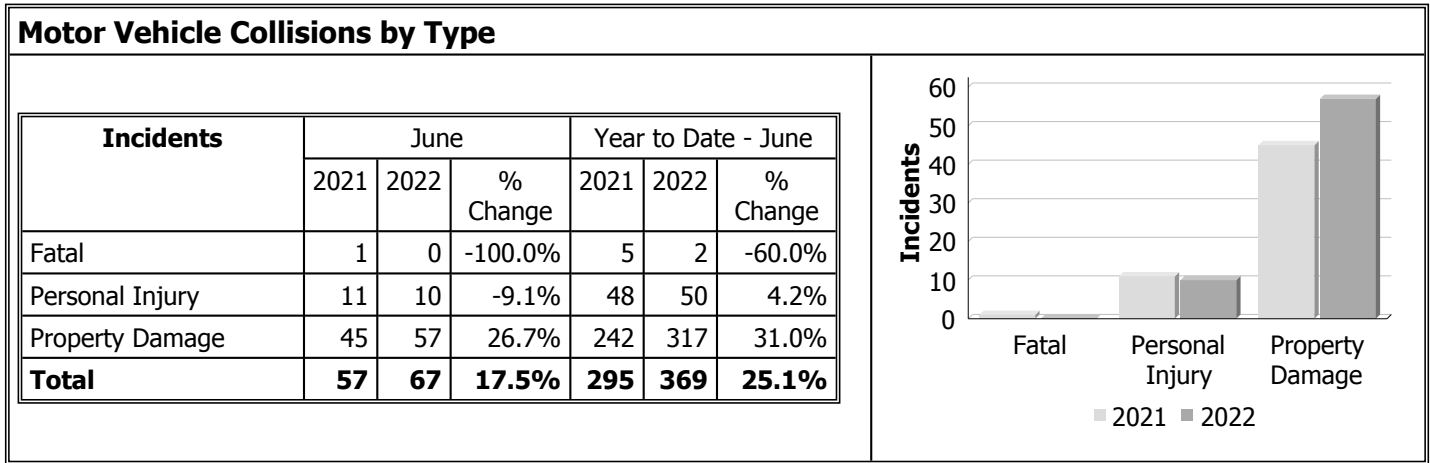
Area code(s): (blank), 0, 2 - Marine, 5010, 5017, 5025, 5039, 5054, 5124, 6002, 6242, 6260, 6262, 6263, 6264, 6265, 6266, 6279, 6282, 6289, 6294 - Haldimand Reclamation, 6318 - Lakeshore, 6319 - Selkirk and Rural, 6320 - Hagersville, 6321 - Hagersville Rural, 6322 - Jarvis, 6323 - Townsend, 6324 - Caledonia, 6325 - Caledonia Rural, 6326 - Cayuga, 6327 - Cayuga Rural, 6328 - Dunnville, 6329 - Dunnville Rural, 6508, 6908 - Selkirk Provincial Park, 6910 - James N Allen Provincial Park, 6911 - Rock Point Provincial Park, 6934 - Hwy 3, 6945 - Hwy 6, 6283 - Caledonia (Old Association), 6285 - Hagersville (Old Association), 6266 - [New Credit] Mississaugas of the New Credit FN, 6267 - [Special Event-New Credit] Mississaugas of the New Credit FN, 6508

Data source date:
2022/07/23

Report Generated by:
Clark, Paul

Report Generated on:
Jul 26, 2022 10:02:54 AM
PP-CSC-Operational Planning-4300

**Police Services Board Report for Haldimand County
Collision Reporting System
June - 2022**



Fatalities in Detachment Area

Incidents		June			Year to Date - June		
		2021	2022	% Change	2021	2022	% Change
Motor Vehicle Collision	Fatal Incidents	1	0	-100.0%	4	2	-50.0%
	Alcohol Related	0	0	--	3	0	-100.0%
Off-Road Vehicle	Fatal Incidents	0	0	--	1	0	-100.0%
	Alcohol Related	0	0	--	1	0	-100.0%
Motorized Snow Vehicle	Fatal Incidents	0	0	--	0	0	--
	Alcohol Related	0	0	--	0	0	--

Persons Killed	June			Year to Date - June		
	2021	2022	% Change	2021	2022	% Change
Motor Vehicle Collision	1	0	-100.0%	4	2	-50.0%
Off-Road Vehicle	0	0	--	1	0	-100.0%
Motorized Snow Vehicle	0	0	--	0	0	--

Detachment: 6C - HALDIMAND COUNTY

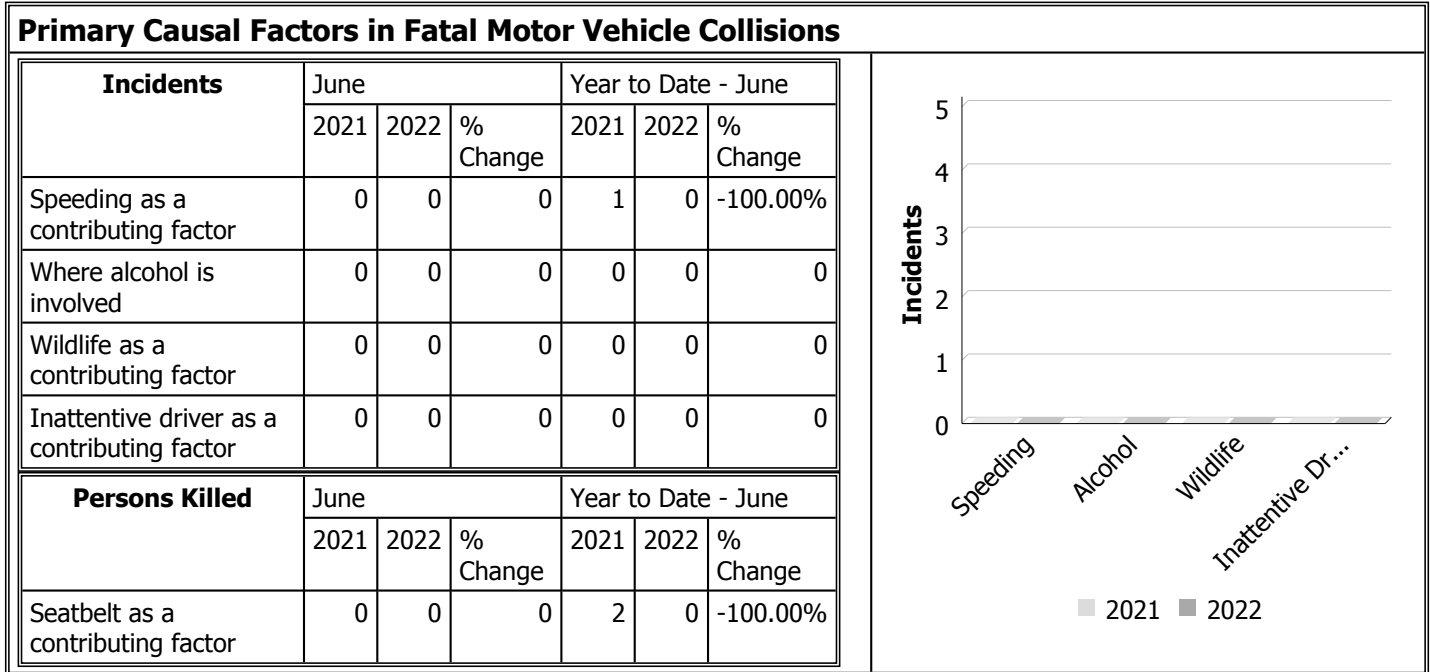
Location code(s): 6C00-HALDIMAND COUNTY, 6C01-HALDIMAND COUNTY (Haldimand (MI)), 6C70-NEW CREDIT FIRST NATION

Data source date:
2022/07/25

Report Generated by:
Clark, Paul

Report Generated on:
Jul 26, 2022 10:04:18 AM
PP-CSC-Operational Planning-4300

**Police Services Board Report for Haldimand County
Collision Reporting System
June - 2022**



Data Utilized

- SQL online application reporting system – OPP CRS 2.3.09
- Collision Reporting System Business Intelligence Cube

Detachment: 6C - HALDIMAND COUNTY

Location code(s): 6C00-HALDIMAND COUNTY, 6C01-HALDIMAND COUNTY (Haldimand (MI)), 6C70-NEW CREDIT FIRST NATION

Data source date:
2022/07/25

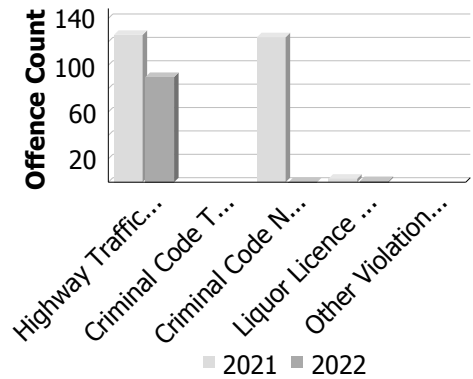
Report Generated by:
Clark, Paul

Report Generated on:
Jul 26, 2022 10:04:18 AM
PP-CSC-Operational Planning-4300

Police Services Board Report for Haldimand County
Integrated Court Offence Network
June - 2022

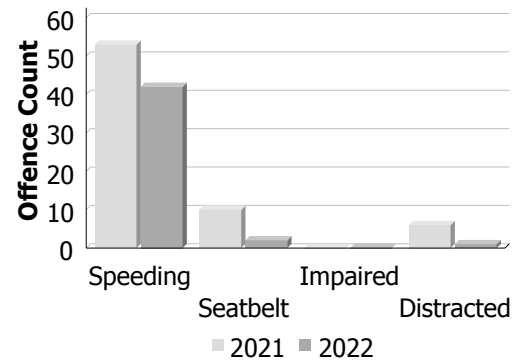
Criminal Code and Provincial Statute Charges Laid

Offence Count	June			Year to Date - June		
	2021	2022	% Change	2021	2022	% Change
Highway Traffic Act	126	90	-28.6%	1,197	957	-20.1%
Criminal Code Traffic	--	--	--	--	--	--
CCC Non-Traffic	--	--	--	--	--	--
Liquor Licence Act	3	1	-66.7%	18	1	-94.4%
Other Violations	--	--	--	--	--	--



Traffic Related Charges

Offence Count	June			Year to Date - June		
	2021	2022	% Change	2021	2022	% Change
Speeding	53	42	-20.8%	656	569	-13.3%
Seatbelt	10	2	-80.0%	69	39	-43.5%
Impaired	0	0	--	2	0	-100.0%
Distracted	6	1	-83.3%	21	13	-38.1%



Integrated Court Offence Network data is updated on a monthly basis: Data could be as much as a month and a half behind.

Data Utilized

- Ministry of Attorney General, Integrated Court Offence Network
- Integrated Court Offence Network Charge Business Intelligence Cube

Detachment: 6C - HALDIMAND COUNTY

Location code(s): 6C00 - HALDIMAND COUNTY, 6C01 - HALDIMAND COUNTY (Haldimand (MI)) (Inactive)

Data source date:
 Jul 18, 2022 3:10:04 PM

Report Generated by:
 Clark, Paul

Report Generated on:
 Jul 26, 2022 10:06:19 AM
 PP-CSC-Operational Planning-4300

**Police Services Board Report for Haldimand County
2022/Jun**

Public Complaints	
Policy	0
Service	0
Conduct	0

Date information collected from Professional Standards Bureau Commander Reports: 2022-07-26

Data Source

Ontario Provincial Police, Professional Standards Bureau Commander Reports

- Includes all public policy, service and conduct complaints submitted to the Office of the Independent Police Review Director (OIPRD)

Secondary Employment

Daily Activity Reporting Patrol Hours	
Total Hours	2022/Jun
Number of Cruiser Patrol Hours	342.00
Number of Motorcycle Patrol Hours	0.00
Number of Marine Patrol Hours	166.75
Number of ATV Patrol Hours	19.75
Number of Snowmobile Patrol Hours	0.00
Number of Bicycle Patrol Hours	0.00
Number of Foot Patrol Hours	38.50
Number of School Patrol Hours	0.00

Data source (Daily Activity Reporting System) date: 2022/07/22

Detachment: 6C - HALDIMAND COUNTY

Location code(s): 6C00 - HALDIMAND COUNTY, 6C01 - HALDIMAND COUNTY (Haldimand (MI))

Area code(s): ODC - Blank Association, 9999 - Invalid Association, 6324 - Caledonia, 6325 - Caledonia Rural, 6326 - Cayuga, 6327 - Cayuga Rural, 6328 - Dunnville, 6329 - Dunnville Rural, 6320 - Hagersville, 6321 - Hagersville Rural, 6294 - Haldimand Reclamation, 6934 - Hwy 3, 6945 - Hwy 6, 6910 - James N Allen Provincial Park, 6322 - Jarvis, 6318 - Lakeshore, 2 - Marine, 6911 - Rock Point Provincial Park, 6319 - Selkirk and Rural, 6908 - Selkirk Provincial Park, 6323 - Townsend, ODC - Blank Association, 6324 - Caledonia, 6283 - Caledonia, 6325 - Caledonia Rural, 6278 - Canborough, 6326 - Cayuga, 6284 - Cayuga, 6327 - Cayuga Rural, 6328 - Dunnville, 6279 - Dunnville, 6329 - Dunnville Rural, 6320 - Hagersville, 6285 - Hagersville, 6321 - Hagersville Rural, 6322 - Jarvis, 6259 - Jarvis, 6318 - Lakeshore, 6280 - Moulton, 6286 - North Cayuga, 6287 - Oneida, 6288 - Rainham, 6319 - Selkirk and Rural, 6290 - Seneca, 6281 - Sherbrooke, 6289 - South Cayuga, 6323 - Townsend, 6262 - Townsend, 6263 - Walpole, 6265 - Woodhouse

Report Generated by:
Clark, Paul

Report Generated on:
Jul 26, 2022 10:05:18 AM
PP-CSC-Operational Planning-4300

Updated : Saturday, July 23, 2022 - Current Period : 2022/07/22

2022 Total All OPP Home Loc **Total 167 - Patrol-Foot** All Response Type All Initial Reported Time All Municipality All Days of Week All Ranks MEASURES

Total Hours as values	<i>Caledonia</i>	<i>Cayuga</i>	<i>Dunville</i>	<i>Hagersville</i>	<i>Jarvis</i>	<i>Provincial Parks</i>	<i>Selkirk</i>	Total
2022/Jan	3.50	0.00	29.25	4.00	0.00	0.00	0.00	36.75
2022/Feb	6.25	1.75	23.75	0.00	0.00	0.00	1.25	33.00
2022/Mar	17.25	4.00	36.50	4.00	0.00	0.00	0.00	61.75
2022/Apr	25.25	4.75	33.75	7.50	2.00	2.25	0.00	75.50
2022/May	5.25	3.00	18.00	1.00	0.00	0.00	0.00	27.25
2022/Jun	3.00	2.00	27.75	4.75	0.00	0.00	1.00	38.50
2022/Jul	6.50	0.00	15.50	2.00	0.00	0.00	0.00	24.00
2022/Aug	0.00	0.00	0.00	0.00	0.00	0.00	0.00	0.00
2022/Sep	0.00	0.00	0.00	0.00	0.00	0.00	0.00	0.00
2022/Oct	0.00	0.00	0.00	0.00	0.00	0.00	0.00	0.00
2022/Nov	0.00	0.00	0.00	0.00	0.00	0.00	0.00	0.00
2022/Dec	0.00	0.00	0.00	0.00	0.00	0.00	0.00	0.00
2022 Total	67.00	15.50	184.50	23.25	2.00	2.25	2.25	296.75



Calls For Service (CFS) Billing Summary Report

Haldimand County June - 2022

Billing Categories <i>(Billing categories below do not match traditional crime groupings)</i>		2022				2021			
		June	Year to Date	Time Standard	Year To Date Weighted Hours	June	Year to Date	Time Standard	Year To Date Weighted Hours
Violent Criminal Code	Murder 2nd Degree	0	1	16.1	16.1	0	0		0.0
	Sexual Assault With a Weapon	0	0		0.0	0	1	16.1	16.1
	Sexual Assault	3	15	16.1	241.5	4	17	16.1	273.7
	Sexual Interference	1	3	16.1	48.3	3	4	16.1	64.4
	Invitation to Sexual Touching	0	1	16.1	16.1	0	1	16.1	16.1
	Aggravated Assault-Level 3	0	0		0.0	0	1	16.1	16.1
	Assault With Weapon or Causing Bodily Harm-Level 2	7	19	16.1	305.9	3	13	16.1	209.3
	Assault-Level 1	7	43	16.1	692.3	13	41	16.1	660.1
	Using firearm (or imitation) in commission of offence	0	0		0.0	1	1	16.1	16.1
	Assault Peace Officer w/weapon Bodily Harm	0	0		0.0	0	1	16.1	16.1
	Other Assaults / Admin Noxious thing	0	0		0.0	0	1	16.1	16.1
	Forcible confinement	1	2	16.1	32.2	1	1	16.1	16.1
	Robbery -Master code	1	1	16.1	16.1	0	0		0.0
	Robbery, With Threat of Violence	0	2	16.1	32.2	0	0		0.0
	Robbery - Pursesnatch With Violence	0	0		0.0	0	1	16.1	16.1
	Robbery - Other	1	4	16.1	64.4	0	0		0.0
	Criminal Harassment	1	10	16.1	161.0	0	11	16.1	177.1
	Criminal Harassment - Offender Unknown	0	1	16.1	16.1	0	0		0.0
	Indecent/Harassing Communications	1	3	16.1	48.3	1	3	16.1	48.3
	Utter Threats -Master code	1	4	16.1	64.4	0	2	16.1	32.2
	Utter Threats to Person	5	11	16.1	177.1	4	25	16.1	402.5
	Utter Threats to Person - Police Officer	0	0		0.0	0	1	16.1	16.1
	Other Criminal Code * against public order	0	1	16.1	16.1	0	0		0.0
	Total	29	121	16.1	1,948.1	30	125	16.1	2,012.5
Property Crime Violations	Arson - Auto	0	1	6.5	6.5	1	1	6.5	6.5
	Arson - Building	0	0		0.0	0	1	6.5	6.5
	Break & Enter	5	22	6.5	143.0	5	32	6.5	208.0
	Unlawful in a dwelling house	1	2	6.5	13.0	0	0		0.0
	Theft Over -master code	0	1	6.5	6.5	0	0		0.0
	Theft Over - Construction Site	0	0		0.0	0	1	6.5	6.5
	Theft Over - Trailers	1	1	6.5	6.5	0	2	6.5	13.0



Calls For Service (CFS) Billing Summary Report

Haldimand County June - 2022

Billing Categories <i>(Billing categories below do not match traditional crime groupings)</i>		2022				2021			
		June	Year to Date	Time Standard	Year To Date Weighted Hours	June	Year to Date	Time Standard	Year To Date Weighted Hours
Property Crime Violations	Theft Over - Other Theft	2	5	6.5	32.5	0	1	6.5	6.5
	Theft Over - Boat (Vessel)	0	1	6.5	6.5	0	1	6.5	6.5
	Theft of - Mail	0	1	6.5	6.5	0	1	6.5	6.5
	Theft FROM Motor Vehicle Over \$5,000	0	0		0.0	1	2	6.5	13.0
	Theft of Motor Vehicle	2	13	6.5	84.5	1	13	6.5	84.5
	Theft of - Automobile	0	2	6.5	13.0	0	2	6.5	13.0
	Theft of - Trucks	1	9	6.5	58.5	1	5	6.5	32.5
	Theft of - Motorcycles	0	0		0.0	0	1	6.5	6.5
	Theft of - Snow Vehicles	0	2	6.5	13.0	0	1	6.5	6.5
	Theft of - All Terrain Vehicles	0	1	6.5	6.5	0	7	6.5	45.5
	Theft of - Construction Vehicles	0	0		0.0	1	1	6.5	6.5
	Theft Under -master code	2	8	6.5	52.0	2	4	6.5	26.0
	Theft under - Farm Equipment	0	1	6.5	6.5	0	1	6.5	6.5
	Theft Under - Construction Site	0	2	6.5	13.0	2	5	6.5	32.5
	Theft under - Bicycles	1	3	6.5	19.5	0	2	6.5	13.0
	Theft under - Building	0	1	6.5	6.5	1	2	6.5	13.0
	Theft under - Persons	0	1	6.5	6.5	0	0		0.0
	Theft under - Trailers	1	3	6.5	19.5	0	3	6.5	19.5
	Theft under - Other Theft	7	37	6.5	240.5	8	40	6.5	260.0
	Theft Under - Gasoline Drive-off	2	6	6.5	39.0	2	22	6.5	143.0
	Theft FROM Motor Vehicle Under \$5,000	7	14	6.5	91.0	9	28	6.5	182.0
	Theft Under \$5,000 [SHOPLIFTING]	2	19	6.5	123.5	2	19	6.5	123.5
	Possession of Stolen Goods over \$5,000	0	3	6.5	19.5	1	8	6.5	52.0
	Possession of Stolen Goods under \$5,000	0	2	6.5	13.0	1	4	6.5	26.0
	Fraud -Master code	4	10	6.5	65.0	0	7	6.5	45.5
	Fraud - Steal/Forge/Poss./Use Credit Card	2	5	6.5	32.5	0	7	6.5	45.5
	Fraud - False Pretence <= \$5,000	2	3	6.5	19.5	0	2	6.5	13.0
	Fraud - Forgery & Uttering	0	2	6.5	13.0	0	0		0.0
	Fraud - Fraud through mails	0	0		0.0	0	2	6.5	13.0
	Fraud -Money/property/ security > \$5,000	0	8	6.5	52.0	4	8	6.5	52.0



Calls For Service (CFS) Billing Summary Report

Haldimand County June - 2022

Billing Categories <i>(Billing categories below do not match traditional crime groupings)</i>		2022				2021			
		June	Year to Date	Time Standard	Year To Date Weighted Hours	June	Year to Date	Time Standard	Year To Date Weighted Hours
Property Crime Violations	Fraud -Money/property/ security <= \$5,000	2	19	6.5	123.5	6	21	6.5	136.5
	Fraud - Transportation	0	1	6.5	6.5	0	0		0.0
	Fraud - Welfare benefits	0	0		0.0	1	1	6.5	6.5
	Fraud - Other	3	29	6.5	188.5	7	34	6.5	221.0
	False Pretence -other	0	0		0.0	1	1	6.5	6.5
	Identity Theft	0	1	6.5	6.5	0	0		0.0
	Identity Fraud	1	3	6.5	19.5	0	1	6.5	6.5
	Mischief - master code	8	53	6.5	344.5	11	69	6.5	448.5
	Mischief [Graffiti - Gang Related]	0	0		0.0	0	1	6.5	6.5
	Mischief [Graffiti - Non Gang Related]	3	7	6.5	45.5	0	3	6.5	19.5
	Mischief with Data	0	0		0.0	0	1	6.5	6.5
	Willful act/omission likely to cause mischief	0	0		0.0	0	1	6.5	6.5
	Interfere with lawful use, enjoyment of property	1	1	6.5	6.5	2	3	6.5	19.5
	Mischief Relating to War Memorials	0	0		0.0	0	1	6.5	6.5
	Property Damage	2	12	6.5	78.0	2	15	6.5	97.5
	Total	62	315	6.5	2,047.5	72	388	6.5	2,522.0
	Other Criminal Code Violations (Excluding traffic)	Possess Firearm while prohibited	0	2	7.7	15.4	1	1	7.7
Offensive Weapons-Possession of Weapons		1	6	7.7	46.2	0	1	7.7	7.7
Offensive Weapons-Prohibited		0	0		0.0	1	1	7.7	7.7
Offensive Weapons-Other Offensive Weapons		0	2	7.7	15.4	1	2	7.7	15.4
Offensive Weapons-False Statements		2	2	7.7	15.4	0	0		0.0
Offensive Weapons-Other Weapons Offences		0	1	7.7	7.7	0	2	7.7	15.4
Bail Violations -Master code		0	0		0.0	0	1	7.7	7.7
Bail Violations - Fail To Comply		3	22	7.7	169.4	8	32	7.7	246.4
Bail Violations - Fail To Appear		0	0		0.0	1	1	7.7	7.7
Bail Violations - Others		0	2	7.7	15.4	0	2	7.7	15.4
Bail Violations - Recognizance		1	1	7.7	7.7	0	0		0.0
Possession Of Counterfeit Money		0	2	7.7	15.4	0	1	7.7	7.7
Uttering Counterfeit Money		0	1	7.7	7.7	0	2	7.7	15.4



Calls For Service (CFS) Billing Summary Report

Haldimand County June - 2022

Billing Categories <i>(Billing categories below do not match traditional crime groupings)</i>		2022				2021			
		June	Year to Date	Time Standard	Year To Date Weighted Hours	June	Year to Date	Time Standard	Year To Date Weighted Hours
Other Criminal Code Violations (Excluding traffic)	Counterfeit Money - Others	0	0		0.0	0	3	7.7	23.1
	Disturb the Peace	2	12	7.7	92.4	3	17	7.7	130.9
	Indecent acts -Master code	0	1	7.7	7.7	1	1	7.7	7.7
	Indecent acts -Other	0	0		0.0	1	1	7.7	7.7
	Indecent acts -exposure to person under 14	1	1	7.7	7.7	0	0		0.0
	Child Pornography -Possess child pornography	0	2	7.7	15.4	0	0		0.0
	Obstruct Public Peace Officer	1	2	7.7	15.4	0	1	7.7	7.7
	Trespass at Night	0	0		0.0	0	1	7.7	7.7
	Breach of Probation	3	14	7.7	107.8	1	13	7.7	100.1
	Disobey court order/Misconduct executing process	0	0		0.0	0	9	7.7	69.3
	Public mischief - mislead peace officer	1	1	7.7	7.7	0	1	7.7	7.7
	Contraband Tobacco	0	1	7.7	7.7	0	0		0.0
	Common nuisance	0	0		0.0	0	1	7.7	7.7
	Interception/disclosure of communication	0	0		0.0	0	1	7.7	7.7
	Utter Threats to damage property	0	1	7.7	7.7	2	3	7.7	23.1
	Other Criminal Code * Sec.337 - Sec.352	1	1	7.7	7.7	0	0		0.0
	Animals - Cruelty	0	0		0.0	0	1	7.7	7.7
	Animals - Others	0	2	7.7	15.4	0	0		0.0
	Offences Related to Currency	0	0		0.0	0	1	7.7	7.7
	Total	16	79	7.7	608.3	20	100	7.7	770.0
Drug Possession	Possession Heroin	0	0		0.0	0	1	7.0	7.0
	Possession Cocaine	0	0		0.0	0	2	7.0	14.0
	Possession Other Controlled Drugs and Substance Act	2	6	7.0	42.0	0	2	7.0	14.0
	Possession - Methamphetamine (Crystal Meth)	0	1	7.0	7.0	1	4	7.0	28.0
	Possession û Opioid (other than heroin)	0	0		0.0	2	2	7.0	14.0
	Drug related occurrence	0	9	7.0	63.0	2	20	7.0	140.0
	Total	2	16	7.0	112.0	5	31	7.0	217.0
Drugs	Trafficking Cocaine	0	2	55.1	110.2	1	1	55.1	55.1
	Trafficking Other Controlled Drugs and Substance Act	2	4	55.1	220.4	0	0		0.0



Calls For Service (CFS) Billing Summary Report

Haldimand County June - 2022

Billing Categories <i>(Billing categories below do not match traditional crime groupings)</i>		2022				2021			
		June	Year to Date	Time Standard	Year To Date Weighted Hours	June	Year to Date	Time Standard	Year To Date Weighted Hours
Drugs	Trafficking - Methamphetamine (Crystal Meth)	0	1	55.1	55.1	1	1	55.1	55.1
	Trafficking ð Opioid (other than heroin)	0	0		0.0	0	1	55.1	55.1
	Total	2	7	55.1	385.7	2	3	55.1	165.3
Statutes & Acts	Landlord/Tenant	5	47	3.4	159.8	11	58	3.4	197.2
	Mental Health Act	18	91	3.4	309.4	12	64	3.4	217.6
	Mental Health Act - No contact with Police	1	8	3.4	27.2	1	3	3.4	10.2
	Mental Health Act - Attempt Suicide	0	7	3.4	23.8	1	9	3.4	30.6
	Mental Health Act - Threat of Suicide	6	39	3.4	132.6	7	36	3.4	122.4
	Mental Health Act - Voluntary Transport	3	20	3.4	68.0	2	13	3.4	44.2
	Mental Health Act - Placed on Form	1	15	3.4	51.0	1	9	3.4	30.6
	Mental Health Act - Apprehension	2	12	3.4	40.8	5	20	3.4	68.0
	Custody Dispute	0	1	3.4	3.4	0	0		0.0
	Trespass To Property Act	4	56	3.4	190.4	21	96	3.4	326.4
	Total	40	296	3.4	1,006.4	61	308	3.4	1,047.2
	Operational	Animal -Master code	2	6	3.7	22.2	0	1	3.7
Animal - Bear Complaint		0	0		0.0	0	1	3.7	3.7
Animal - Left in Vehicle		2	4	3.7	14.8	2	4	3.7	14.8
Animal Rabid		0	2	3.7	7.4	0	0		0.0
Animal Bite		2	5	3.7	18.5	2	5	3.7	18.5
Animal Stray		5	17	3.7	62.9	4	20	3.7	74.0
Animal Injured		1	21	3.7	77.7	1	7	3.7	25.9
Animal - Other		1	3	3.7	11.1	3	8	3.7	29.6
Animal - Dog Owners Liability Act		1	3	3.7	11.1	1	1	3.7	3.7
Alarm -Master code		0	1	3.7	3.7	0	0		0.0
Domestic Disturbance		25	165	3.7	610.5	30	151	3.7	558.7
Suspicious Person		24	125	3.7	462.5	26	144	3.7	532.8
Phone -Master code		0	0		0.0	1	2	3.7	7.4
Phone -Nuisance - No Charges Laid		2	9	3.7	33.3	1	11	3.7	40.7
Phone -Threatening - No Charges Laid		1	4	3.7	14.8	2	5	3.7	18.5
Phone -Other - No Charges Laid		0	1	3.7	3.7	0	1	3.7	3.7
Text-related Incident (Texting)		0	0		0.0	0	1	3.7	3.7



Calls For Service (CFS) Billing Summary Report

Haldimand County June - 2022

Billing Categories <i>(Billing categories below do not match traditional crime groupings)</i>		2022				2021			
		June	Year to Date	Time Standard	Year To Date Weighted Hours	June	Year to Date	Time Standard	Year To Date Weighted Hours
Operational	Fire - Building	2	21	3.7	77.7	1	11	3.7	40.7
	Fire - Vehicle	0	13	3.7	48.1	6	14	3.7	51.8
	Fire - Other	2	10	3.7	37.0	1	6	3.7	22.2
	Insecure Condition -Master code	0	5	3.7	18.5	1	5	3.7	18.5
	Insecure Condition - Building	0	3	3.7	11.1	0	1	3.7	3.7
	Missing Person -Master code	0	2	3.7	7.4	0	1	3.7	3.7
	Missing Person under 12	0	3	3.7	11.1	0	1	3.7	3.7
	Missing Person 12 & older	0	11	3.7	40.7	0	7	3.7	25.9
	Missing Person Located Under 12	1	3	3.7	11.1	0	4	3.7	14.8
	Missing Person Located 12 & older	1	13	3.7	48.1	2	7	3.7	25.9
	Noise Complaint -Master code	34	92	3.7	340.4	17	73	3.7	270.1
	Noise Complaint - Vehicle	0	1	3.7	3.7	0	0		0.0
	Noise Complaint - Residence	2	2	3.7	7.4	1	9	3.7	33.3
	Noise Complaint - Animal	3	10	3.7	37.0	1	6	3.7	22.2
	Noise Complaint - Others	0	2	3.7	7.4	0	4	3.7	14.8
	Accident - non-MVC -Master code	1	3	3.7	11.1	0	2	3.7	7.4
	Accident - non-MVC - Industrial	0	0		0.0	0	1	3.7	3.7
	Accident - non-MVC - Construction Site	0	1	3.7	3.7	0	0		0.0
	Accident - non-MVC - Commercial	0	0		0.0	0	1	3.7	3.7
	Found Property -Master code	12	42	3.7	155.4	9	27	3.7	99.9
	Found - License Plate	0	0		0.0	1	3	3.7	11.1
	Found - Vehicle Accessories	0	0		0.0	0	1	3.7	3.7
	Found-Personal Accessories	2	4	3.7	14.8	1	3	3.7	11.1
	Found-Household Property	1	1	3.7	3.7	0	2	3.7	7.4
	Found-Radio,TV,Sound-Reprod. Equip.	0	0		0.0	0	1	3.7	3.7
	Found-Sporting Goods, Hobby Equip.	0	1	3.7	3.7	0	0		0.0
	Found-Others	0	0		0.0	0	1	3.7	3.7
	Lost Property -Master code	2	13	3.7	48.1	0	7	3.7	25.9
	Lost License Plate	0	1	3.7	3.7	0	1	3.7	3.7
	Lost - Vehicle Accessories	0	1	3.7	3.7	0	0		0.0



Calls For Service (CFS) Billing Summary Report

Haldimand County June - 2022

Billing Categories <i>(Billing categories below do not match traditional crime groupings)</i>		2022				2021			
		June	Year to Date	Time Standard	Year To Date Weighted Hours	June	Year to Date	Time Standard	Year To Date Weighted Hours
Operational	Lost-Personal Accessories	2	8	3.7	29.6	1	3	3.7	11.1
	Lost-Household Property	1	3	3.7	11.1	1	2	3.7	7.4
	Lost-Radio,TV,Sound-Reprod. Equip.	0	1	3.7	3.7	0	1	3.7	3.7
	Lost-Sporting Goods, Hobby Equip.	0	1	3.7	3.7	0	0		0.0
	Lost - Gun	0	0		0.0	0	1	3.7	3.7
	Lost-Others	0	2	3.7	7.4	1	3	3.7	11.1
	Sudden Death -master code	0	1	3.7	3.7	0	0		0.0
	Sudden Death - Accidental	1	1	3.7	3.7	1	1	3.7	3.7
	Sudden Death - Drowning	1	1	3.7	3.7	0	1	3.7	3.7
	Sudden Death - Suicide	1	2	3.7	7.4	2	7	3.7	25.9
	Sudden Death - Natural Causes	3	20	3.7	74.0	2	14	3.7	51.8
	Sudden Death - Others	0	6	3.7	22.2	0	2	3.7	7.4
	Sudden Death - Apparent Overdose-Overdose	0	2	3.7	7.4	0	3	3.7	11.1
	Suspicious Vehicle	21	96	3.7	355.2	18	108	3.7	399.6
	Trouble with Youth	16	61	3.7	225.7	12	55	3.7	203.5
	Vehicle Recovered -Master code	0	1	3.7	3.7	0	1	3.7	3.7
	Vehicle Recovered - Automobile	1	8	3.7	29.6	2	9	3.7	33.3
	Vehicle Recovered - Trucks	2	5	3.7	18.5	2	8	3.7	29.6
	Vehicle Recovered - All Terrain Veh	0	2	3.7	7.4	0	1	3.7	3.7
	Vehicle Recovered - Farm Vehicles	0	0		0.0	0	1	3.7	3.7
	Vehicle Recovered - Constr. Vehicle	0	0		0.0	2	3	3.7	11.1
	Vehicle Recovered - Other	0	1	3.7	3.7	1	3	3.7	11.1
	Unwanted Persons	12	55	3.7	203.5	16	65	3.7	240.5
	Neighbour Dispute	35	109	3.7	403.3	24	135	3.7	499.5
	By-Law -Master code	1	4	3.7	14.8	1	3	3.7	11.1
	Noise By-Law	0	1	3.7	3.7	1	2	3.7	7.4
	Other Municipal By-Laws	7	18	3.7	66.6	3	27	3.7	99.9
	Traffic By-Law	2	11	3.7	40.7	1	10	3.7	37.0
	Overdose/Suspected Overdose	0	0		0.0	0	1	3.7	3.7
	Overdose/Suspected Overdose - Opioid Related	0	1	3.7	3.7	0	1	3.7	3.7
	Assist Fire Department	3	9	3.7	33.3	2	8	3.7	29.6
	Assist Public	65	424	3.7	1,568.8	125	459	3.7	1,698.3
Distressed/Overdue Motorist	2	5	3.7	18.5	0	4	3.7	14.8	



Calls For Service (CFS) Billing Summary Report

Haldimand County June - 2022

Billing Categories <i>(Billing categories below do not match traditional crime groupings)</i>		2022				2021			
		June	Year to Date	Time Standard	Year To Date Weighted Hours	June	Year to Date	Time Standard	Year To Date Weighted Hours
Operational	Compassionate Message	0	0		0.0	0	1	3.7	3.7
	Family Dispute	23	144	3.7	532.8	25	135	3.7	499.5
	Protest - Demonstration	0	5	3.7	18.5	1	4	3.7	14.8
	Total	328	1,632	3.7	6,038.4	358	1,643	3.7	6,079.1
Operational2	False Holdup Alarm-Accidental Trip	9	28	1.3	36.4	3	15	1.3	19.5
	False Alarm -Others	25	143	1.3	185.9	19	78	1.3	101.4
	False Alarm -Cancelled	0	0		0.0	0	1	1.3	1.3
	Keep the Peace	11	73	1.3	94.9	17	87	1.3	113.1
	911 call / 911 hang up	14	66	1.3	85.8	12	124	1.3	161.2
	911 hang up - Pocket Dial	0	0		0.0	0	3	1.3	3.9
	911 call - Dropped Cell	10	50	1.3	65.0	5	51	1.3	66.3
	Total	69	360	1.3	468.0	56	359	1.3	466.7
Traffic	MVC (MOTOR VEHICLE COLLISION) -Master code	1	2	3.5	7.0	1	1	3.5	3.5
	MVC - Personal Injury (MOTOR VEHICLE COLLISION)	3	21	3.5	73.5	8	26	3.5	91.0
	MVC - Prop. Dam. Non Reportable	9	78	3.5	273.0	9	60	3.5	210.0
	MVC - Prop. Dam. Reportable (MOTOR VEHICLE COLLISION)	37	205	3.5	717.5	38	155	3.5	542.5
	MVC - Prop. Dam. Failed to Remain (MOTOR VEHICLE COLLISION)	4	31	3.5	108.5	3	20	3.5	70.0
	MVC - Pers. Inj. Failed To Remain (MOTOR VEHICLE COLLISION)	0	0		0.0	0	1	3.5	3.5
	MVC - Fatal (MOTOR VEHICLE COLLISION)	0	1	3.5	3.5	1	2	3.5	7.0
	MVC - Others (MOTOR VEHICLE COLLISION)	1	1	3.5	3.5	3	6	3.5	21.0
	Total	55	339	3.5	1,186.5	63	271	3.5	948.5
Total	603	3,165		13,800.9	667	3,228		14,228.3	



Calls For Service (CFS) Billing Summary Report

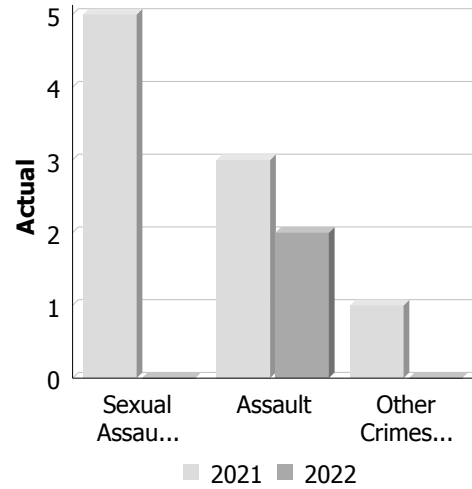
Haldimand County June - 2022

Billing Categories <i>(Billing categories below do not match traditional crime groupings)</i>	2022				2021			
	June	Year to Date	Time Standard	Year To Date Weighted Hours	June	Year to Date	Time Standard	Year To Date Weighted Hours
Violent Criminal Code	29	121	16.1	1,948.1	30	125	16.1	2,012.5
Property Crime Violations	62	315	6.5	2,047.5	72	388	6.5	2,522.0
Other Criminal Code Violations (Excluding traffic)	16	79	7.7	608.3	20	100	7.7	770.0
Drug Possession	2	16	7.0	112.0	5	31	7.0	217.0
Drugs	2	7	55.1	385.7	2	3	55.1	165.3
Statutes & Acts	40	296	3.4	1,006.4	61	308	3.4	1,047.2
Operational	328	1,632	3.7	6,038.4	358	1,643	3.7	6,079.1
Operational2	69	360	1.3	468.0	56	359	1.3	466.7
Traffic	55	339	3.5	1,186.5	63	271	3.5	948.5
Total	603	3,165		13,800.9	667	3,228		14,228.3

**Police Services Board Report for Caledonia
Records Management System
June - 2022**

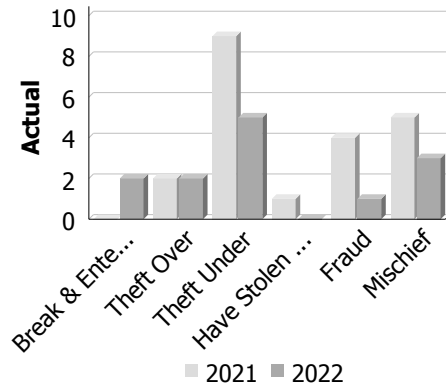
Violent Crime

Actual	June			Year to Date - June		
	2021	2022	% Change	2021	2022	% Change
Murder	0	0	--	0	0	--
Other Offences Causing Death	0	0	--	0	0	--
Attempted Murder	0	0	--	0	0	--
Sexual Assault	5	0	-100.0%	12	4	-66.7%
Assault	3	2	-33.3%	12	11	-8.3%
Abduction	0	0	--	0	1	--
Robbery	0	0	--	1	1	0.0%
Other Crimes Against a Person	1	0	-100.0%	9	7	-22.2%
Total	9	2	-77.8%	34	24	-29.4%



Property Crime

Actual	June			Year to Date - June		
	2021	2022	% Change	2021	2022	% Change
Arson	0	0	--	0	0	--
Break & Enter	0	2	--	0	4	--
Theft Over	2	2	0.0%	5	8	60.0%
Theft Under	9	5	-44.4%	20	26	30.0%
Have Stolen Goods	1	0	-100.0%	4	1	-75.0%
Fraud	4	1	-75.0%	17	15	-11.8%
Mischief	5	3	-40.0%	13	17	30.8%
Total	21	13	-38.1%	59	71	20.3%



Drug Crime

Actual	June			Year to Date - June		
	2021	2022	% Change	2021	2022	% Change
Possession	0	0	--	0	1	--
Trafficking	0	0	--	0	0	--
Importation and Production	0	0	--	0	0	--
Total	0	0	--	0	1	--



Detachment: 6C - HALDIMAND COUNTY

Location code(s): 6C00 - HALDIMAND COUNTY, 6C01 - HALDIMAND COUNTY (Haldimand (MI)) (Inactive), 6C70 - [NEW CREDIT] MISSISSAUGAS OF THE NEW CREDIT FN, 6C71 - SIX NATIONS OF THE GRAND RIVER TERRITORY FN

Area code(s): 6324 - Caledonia

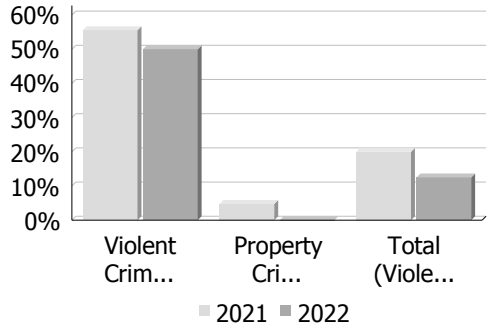
Data source date:
2022/07/23

Report Generated by:
Clark, Paul

Report Generated on:
Jul 26, 2022 10:07:21 AM
PP-CSC-Operational Planning-4300

**Police Services Board Report for Caledonia
Records Management System
June - 2022**

Clearance Rate						
Clearance Rate	June			Year to Date - June		
	2021	2022	Difference	2021	2022	Difference
Violent Crime	55.6%	50.0%	-5.6%	61.8%	62.5%	0.7%
Property Crime	4.8%	0.0%	-4.8%	8.5%	4.2%	-4.2%
Drug Crime	--	--	--	--	0.0%	--
Total (Violent, Property & Drug)	20.0%	12.5%	-7.5%	29.5%	22.0%	-7.5%



Data contained within this report is dynamic in nature and numbers will change over time as the Ontario Provincial Police continue to investigate and solve crime.

Data Utilized

- Major Crimes
- Niche RMS All Offence Level Business Intelligence Cube

Detachment: 6C - HALDIMAND COUNTY

Location code(s): 6C00 - HALDIMAND COUNTY, 6C01 - HALDIMAND COUNTY (Haldimand (MI)) (Inactive), 6C70 - [NEW CREDIT] MISSISSAUGAS OF THE NEW CREDIT FN, 6C71 - SIX NATIONS OF THE GRAND RIVER TERRITORY FN

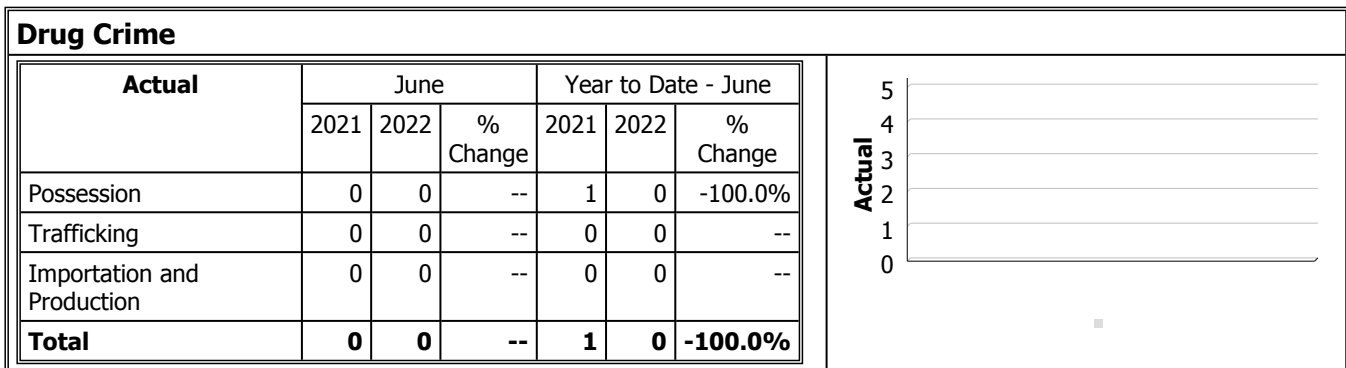
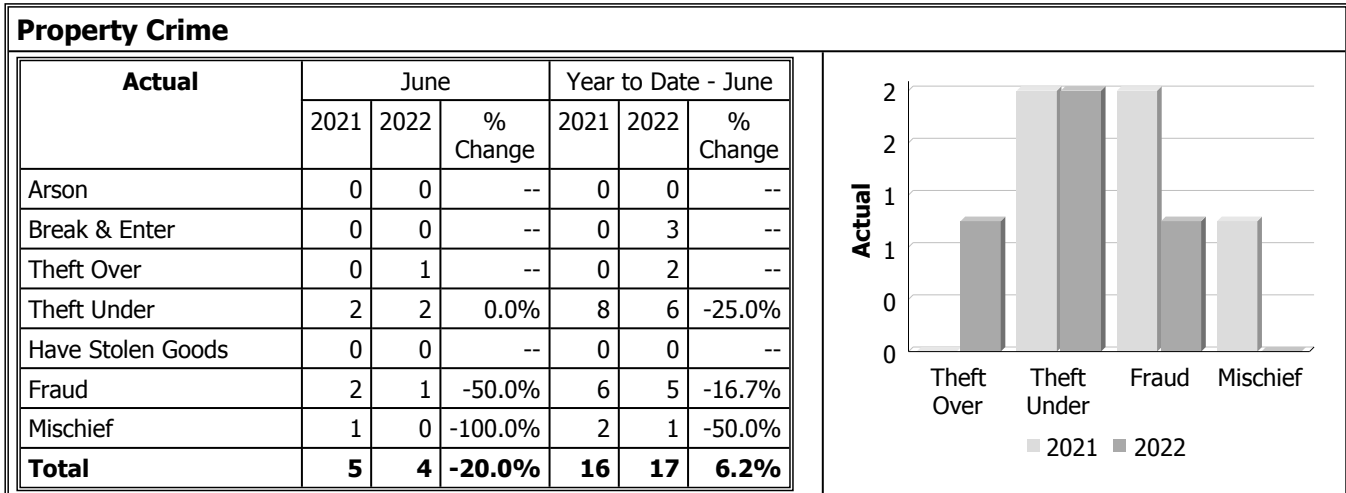
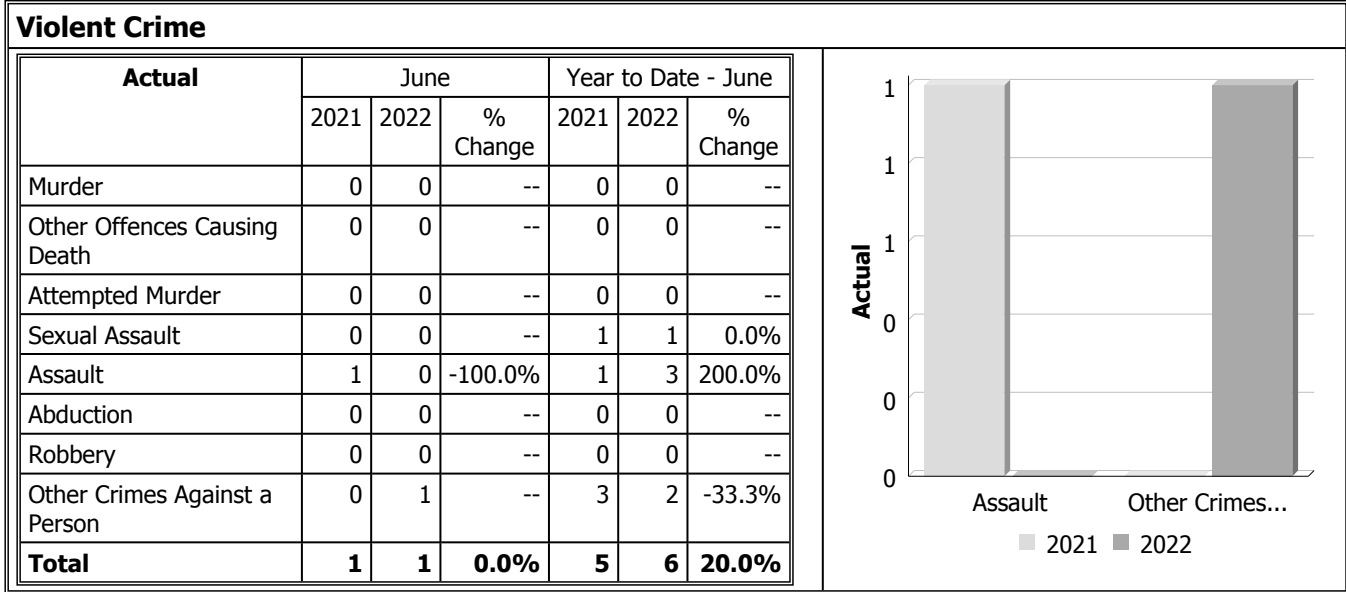
Area code(s): 6324 - Caledonia

Data source date:
2022/07/23

Report Generated by:
Clark, Paul

Report Generated on:
Jul 26, 2022 10:07:21 AM
PP-CSC-Operational Planning-4300

**Police Services Board Report for Cayuga
Records Management System
June - 2022**



Detachment: 6C - HALDIMAND COUNTY

Location code(s): 6C00 - HALDIMAND COUNTY, 6C01 - HALDIMAND COUNTY (Haldimand (MI)) (Inactive), 6C70 - [NEW CREDIT] MISSISSAUGAS OF THE NEW CREDIT FN, 6C71 - SIX NATIONS OF THE GRAND RIVER TERRITORY FN

Area code(s): 6326 - Cayuga

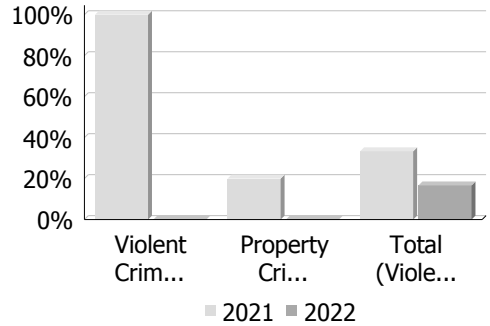
Data source date:
2022/07/23

Report Generated by:
Clark, Paul

Report Generated on:
Jul 26, 2022 10:08:49 AM
PP-CSC-Operational Planning-4300

**Police Services Board Report for Cayuga
Records Management System
June - 2022**

Clearance Rate						
Clearance Rate	June			Year to Date - June		
	2021	2022	Difference	2021	2022	Difference
Violent Crime	100.0%	0.0%	-100.0%	80.0%	66.7%	-13.3%
Property Crime	20.0%	0.0%	-20.0%	12.5%	0.0%	-12.5%
Drug Crime	--	--	--	100.0%	--	--
Total (Violent, Property & Drug)	33.3%	16.7%	-16.7%	37.5%	20.8%	-16.7%



Data contained within this report is dynamic in nature and numbers will change over time as the Ontario Provincial Police continue to investigate and solve crime.

Data Utilized

- Major Crimes
- Niche RMS All Offence Level Business Intelligence Cube

Detachment: 6C - HALDIMAND COUNTY

Location code(s): 6C00 - HALDIMAND COUNTY, 6C01 - HALDIMAND COUNTY (Haldimand (MI)) (Inactive), 6C70 - [NEW CREDIT] MISSISSAUGAS OF THE NEW CREDIT FN, 6C71 - SIX NATIONS OF THE GRAND RIVER TERRITORY FN

Area code(s): 6326 - Cayuga

Data source date:
2022/07/23

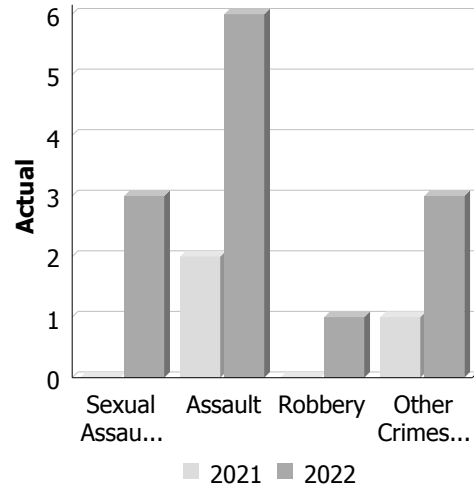
Report Generated by:
Clark, Paul

Report Generated on:
Jul 26, 2022 10:08:49 AM
PP-CSC-Operational Planning-4300

**Police Services Board Report for Dunnville
Records Management System
June - 2022**

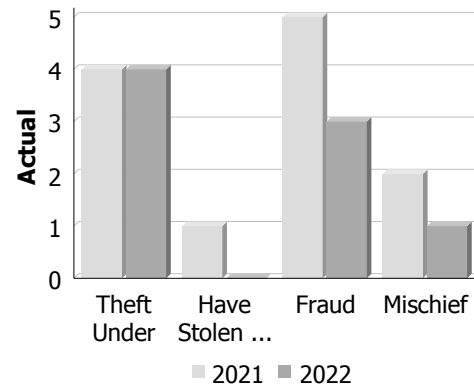
Violent Crime

Actual	June			Year to Date - June		
	2021	2022	% Change	2021	2022	% Change
Murder	0	0	--	0	0	--
Other Offences Causing Death	0	0	--	0	0	--
Attempted Murder	0	0	--	0	0	--
Sexual Assault	0	3	--	2	8	300.0%
Assault	2	6	200.0%	11	18	63.6%
Abduction	0	0	--	0	0	--
Robbery	0	1	--	0	2	--
Other Crimes Against a Person	1	3	200.0%	7	7	0.0%
Total	3	13	333.3%	20	35	75.0%



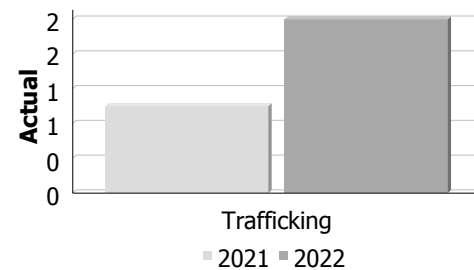
Property Crime

Actual	June			Year to Date - June		
	2021	2022	% Change	2021	2022	% Change
Arson	0	0	--	0	1	--
Break & Enter	0	0	--	6	3	-50.0%
Theft Over	0	0	--	7	3	-57.1%
Theft Under	4	4	0.0%	41	26	-36.6%
Have Stolen Goods	1	0	-100.0%	1	1	0.0%
Fraud	5	3	-40.0%	19	12	-36.8%
Mischief	2	1	-50.0%	14	16	14.3%
Total	12	8	-33.3%	88	62	-29.5%



Drug Crime

Actual	June			Year to Date - June		
	2021	2022	% Change	2021	2022	% Change
Possession	0	0	--	3	2	-33.3%
Trafficking	1	2	100.0%	1	6	500.0%
Importation and Production	0	0	--	0	0	--
Total	1	2	100.0%	4	8	100.0%



Detachment: 6C - HALDIMAND COUNTY

Location code(s): 6C00 - HALDIMAND COUNTY, 6C01 - HALDIMAND COUNTY (Haldimand (MI)) (Inactive), 6C70 - [NEW CREDIT] MISSISSAUGAS OF THE NEW CREDIT FN, 6C71 - SIX NATIONS OF THE GRAND RIVER TERRITORY FN

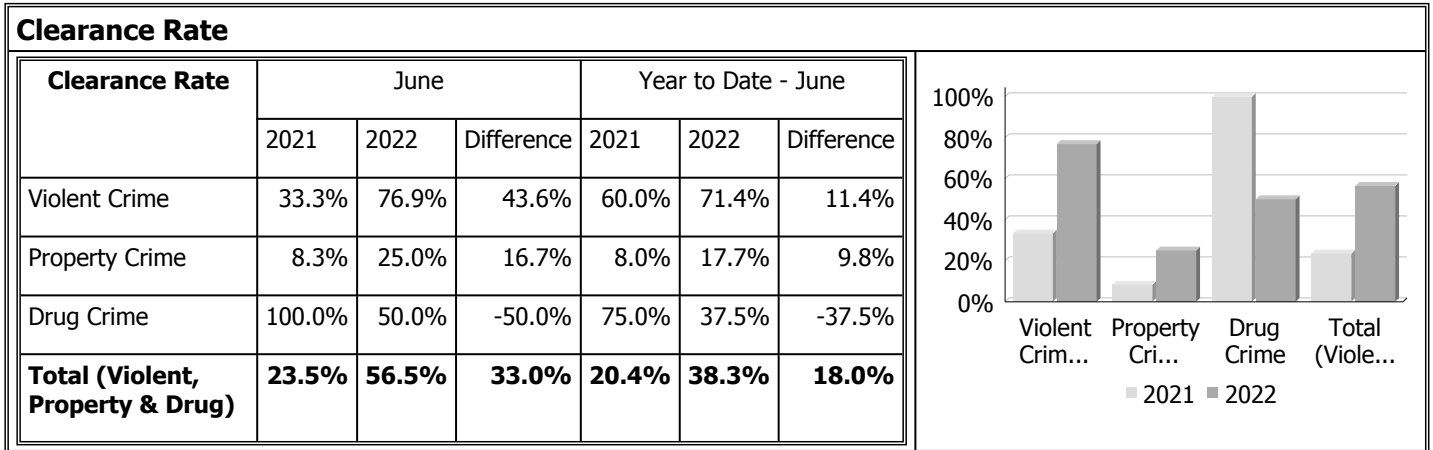
Area code(s): 6328 - Dunnville

Data source date:
2022/07/23

Report Generated by:
Clark, Paul

Report Generated on:
Jul 26, 2022 10:12:11 AM
PP-CSC-Operational Planning-4300

**Police Services Board Report for Dunnville
Records Management System
June - 2022**



Data contained within this report is dynamic in nature and numbers will change over time as the Ontario Provincial Police continue to investigate and solve crime.

Data Utilized

- Major Crimes
- Niche RMS All Offence Level Business Intelligence Cube

Detachment: 6C - HALDIMAND COUNTY

Location code(s): 6C00 - HALDIMAND COUNTY, 6C01 - HALDIMAND COUNTY (Haldimand (MI)) (Inactive), 6C70 - [NEW CREDIT] MISSISSAUGAS OF THE NEW CREDIT FN, 6C71 - SIX NATIONS OF THE GRAND RIVER TERRITORY FN

Area code(s): 6328 - Dunnville

Data source date:
2022/07/23

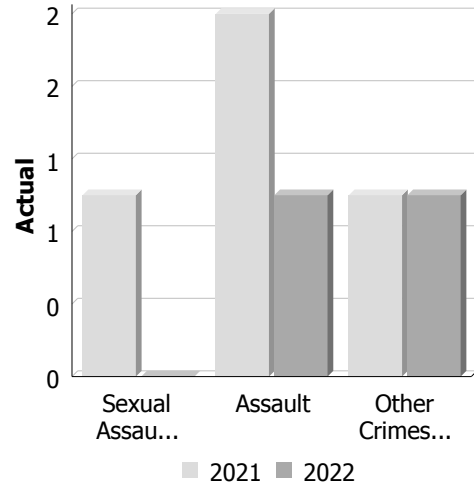
Report Generated by:
Clark, Paul

Report Generated on:
Jul 26, 2022 10:12:11 AM
PP-CSC-Operational Planning-4300

**Police Services Board Report for Hagersville
Records Management System
June - 2022**

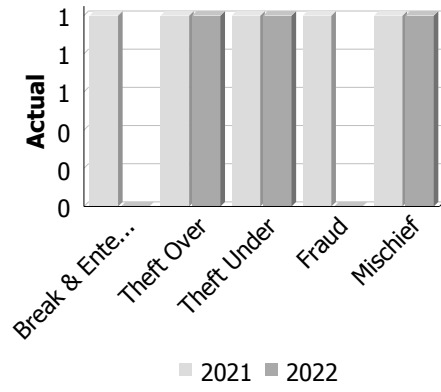
Violent Crime

Actual	June			Year to Date - June		
	2021	2022	% Change	2021	2022	% Change
Murder	0	0	--	0	0	--
Other Offences Causing Death	0	0	--	0	0	--
Attempted Murder	0	0	--	0	0	--
Sexual Assault	1	0	-100.0%	2	1	-50.0%
Assault	2	1	-50.0%	10	6	-40.0%
Abduction	0	0	--	0	0	--
Robbery	0	0	--	0	1	--
Other Crimes Against a Person	1	1	0.0%	4	2	-50.0%
Total	4	2	-50.0%	16	10	-37.5%



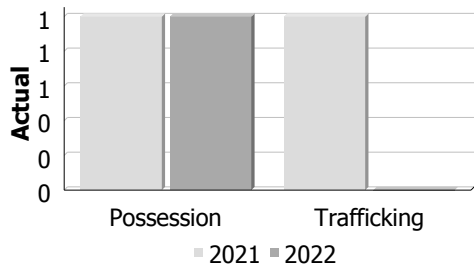
Property Crime

Actual	June			Year to Date - June		
	2021	2022	% Change	2021	2022	% Change
Arson	0	0	--	0	0	--
Break & Enter	1	0	-100.0%	2	1	-50.0%
Theft Over	1	1	0.0%	3	6	100.0%
Theft Under	1	1	0.0%	14	9	-35.7%
Have Stolen Goods	0	0	--	0	2	--
Fraud	1	0	-100.0%	6	6	0.0%
Mischief	1	1	0.0%	13	2	-84.6%
Total	5	3	-40.0%	38	26	-31.6%



Drug Crime

Actual	June			Year to Date - June		
	2021	2022	% Change	2021	2022	% Change
Possession	1	1	0.0%	2	2	0.0%
Trafficking	1	0	-100.0%	1	1	0.0%
Importation and Production	0	0	--	0	0	--
Total	2	1	-50.0%	3	3	0.0%



Detachment: 6C - HALDIMAND COUNTY

Location code(s): 6C00 - HALDIMAND COUNTY, 6C01 - HALDIMAND COUNTY (Haldimand (MI)) (Inactive), 6C70 - [NEW CREDIT] MISSISSAUGAS OF THE NEW CREDIT FN, 6C71 - SIX NATIONS OF THE GRAND RIVER TERRITORY FN

Area code(s): 6320 - Hagersville

Data source date:
2022/07/23

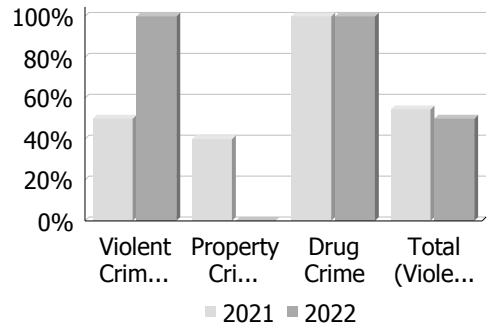
Report Generated by:
Clark, Paul

Report Generated on:
Jul 26, 2022 10:10:48 AM
PP-CSC-Operational Planning-4300

**Police Services Board Report for Hagersville
Records Management System
June - 2022**

Clearance Rate

Clearance Rate	June			Year to Date - June		
	2021	2022	Difference	2021	2022	Difference
Violent Crime	50.0%	100.0%	50.0%	43.8%	80.0%	36.2%
Property Crime	40.0%	0.0%	-40.0%	7.9%	7.7%	-0.2%
Drug Crime	100.0%	100.0%	0.0%	100.0%	100.0%	0.0%
Total (Violent, Property & Drug)	54.6%	50.0%	-4.6%	24.1%	38.1%	14.0%



Data contained within this report is dynamic in nature and numbers will change over time as the Ontario Provincial Police continue to investigate and solve crime.

Data Utilized

- Major Crimes
- Niche RMS All Offence Level Business Intelligence Cube

Detachment: 6C - HALDIMAND COUNTY

Location code(s): 6C00 - HALDIMAND COUNTY, 6C01 - HALDIMAND COUNTY (Haldimand (MI)) (Inactive), 6C70 - [NEW CREDIT] MISSISSAUGAS OF THE NEW CREDIT FN, 6C71 - SIX NATIONS OF THE GRAND RIVER TERRITORY FN

Area code(s): 6320 - Hagersville

Data source date:
2022/07/23

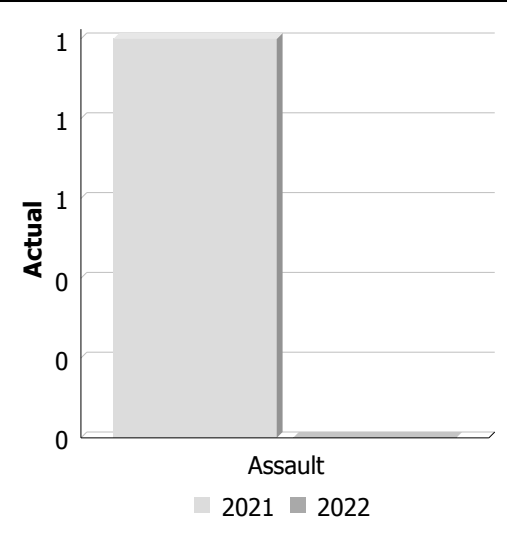
Report Generated by:
Clark, Paul

Report Generated on:
Jul 26, 2022 10:10:48 AM
PP-CSC-Operational Planning-4300

Police Services Board Report for Jarvis
Records Management System
June - 2022

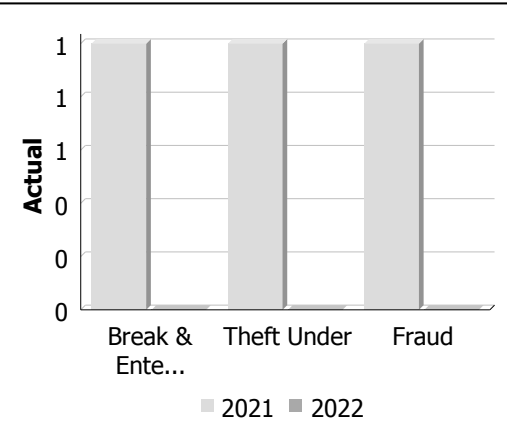
Violent Crime

Actual	June			Year to Date - June		
	2021	2022	% Change	2021	2022	% Change
Murder	0	0	--	0	0	--
Other Offences Causing Death	0	0	--	0	0	--
Attempted Murder	0	0	--	0	0	--
Sexual Assault	0	0	--	1	0	-100.0%
Assault	1	0	-100.0%	2	2	0.0%
Abduction	0	0	--	0	0	--
Robbery	0	0	--	0	0	--
Other Crimes Against a Person	0	0	--	0	0	--
Total	1	0	-100.0%	3	2	-33.3%




Property Crime

Actual	June			Year to Date - June		
	2021	2022	% Change	2021	2022	% Change
Arson	0	0	--	0	0	--
Break & Enter	1	0	-100.0%	1	0	-100.0%
Theft Over	0	0	--	1	2	100.0%
Theft Under	1	0	-100.0%	2	5	150.0%
Have Stolen Goods	0	0	--	1	0	-100.0%
Fraud	1	0	-100.0%	4	3	-25.0%
Mischief	0	0	--	6	4	-33.3%
Total	3	0	-100.0%	15	14	-6.7%



Drug Crime

Actual	June			Year to Date - June		
	2021	2022	% Change	2021	2022	% Change
Possession	0	0	--	0	0	--
Trafficking	0	0	--	0	0	--
Importation and Production	0	0	--	0	0	--
Total	0	0	--	0	0	--



Detachment: 6C - HALDIMAND COUNTY

Location code(s): 6C00 - HALDIMAND COUNTY, 6C01 - HALDIMAND COUNTY (Haldimand (MI)) (Inactive), 6C70 - [NEW CREDIT] MISSISSAUGAS OF THE NEW CREDIT FN, 6C71 - SIX NATIONS OF THE GRAND RIVER TERRITORY FN

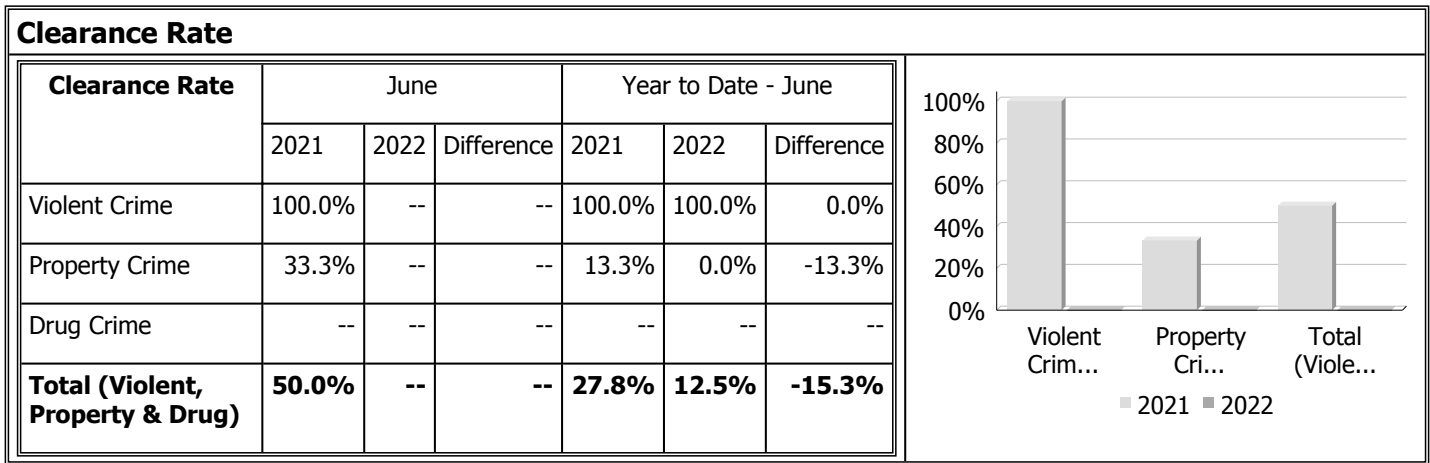
Area code(s): 6322 - Jarvis

Data source date:
2022/07/23

Report Generated by:
Clark, Paul

Report Generated on:
Jul 26, 2022 10:13:04 AM
PP-CSC-Operational Planning-4300

**Police Services Board Report for Jarvis
Records Management System
June - 2022**



Data contained within this report is dynamic in nature and numbers will change over time as the Ontario Provincial Police continue to investigate and solve crime.

Data Utilized

- Major Crimes
- Niche RMS All Offence Level Business Intelligence Cube

Detachment: 6C - HALDIMAND COUNTY

Location code(s): 6C00 - HALDIMAND COUNTY, 6C01 - HALDIMAND COUNTY (Haldimand (MI)) (Inactive), 6C70 - [NEW CREDIT] MISSISSAUGAS OF THE NEW CREDIT FN, 6C71 - SIX NATIONS OF THE GRAND RIVER TERRITORY FN

Area code(s): 6322 - Jarvis

Data source date:
2022/07/23

Report Generated by:
Clark, Paul

Report Generated on:
Jul 26, 2022 10:13:04 AM
PP-CSC-Operational Planning-4300

CRIME STOPPERS

HALDIMAND & NORFOLK

Summary of Activities – July 2022

Tip Activity

- There have been 319 anonymous tips received this year. (not including update calls (approx. 70/month) or admin calls (u/k)).

Statistics

Arrests
Narcotics Seized
Property Recovered
Charges Laid

Since Inception

2,252
\$45,231,357
\$5,810,820
6,765

Student Crime Stoppers

- schools closed for the summer.

Promotions/Presentations/Meetings

- Participated in/presented to/met with/gave promotional items to: Golf committee, Dogwood Suites Grand Opening and OPP Marine Unit.

Media Relations

- Conducted our usual media relations throughout the month (Crime of the Week, etc.).
- Continued writing script for East Link Cable / 92.9 The Grand re partnerships featuring unsolved crimes for Haldimand and Norfolk.

Fundraising

- The annual Protect your Identity document shredding events are scheduled for: **September 17, 2022- 9am-noon**-Erie Mutual, Dunnville
- Golf tournament August 18 at Cayuga Golf Course, -\$100.00-person incl. 18 holes of golf, cart and lunch. Hole sponsor/major sponsorships opportunities available. For more information contact: golf@helpsolvecrime.com or 519-426-3434 ext. 7452
- Plans are underway for snowblower raffle draw.

Provincially/Nationally / Internationally

- Crime Stoppers has partnered with RCMP, OPP and local Police Services with jurisdiction over Pearson International Airport to intake anonymous tip information on crimes within the airport i.e.: smuggling, human trafficking

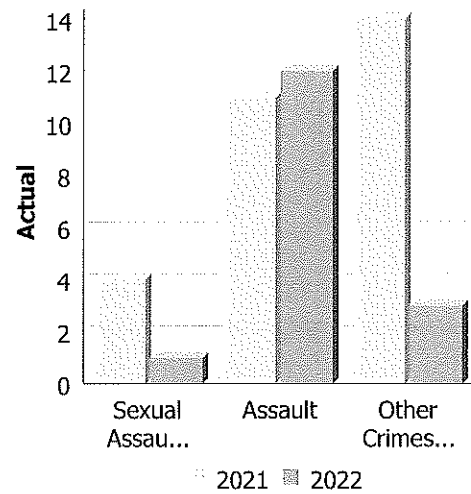
Other

- Board actively seeking new board members.
- Currently Ken Schaus and Bailey Long are co-chairs of Haldimand and Norfolk board of directors.
- Coordinator Aimee Bernardo-Chair of Southwest Zone Meetings.

Police Services Board Report for Haldimand County
Records Management System
July - 2022

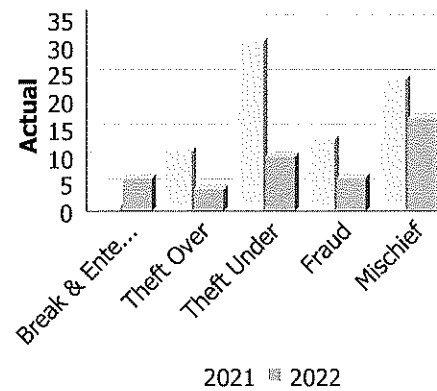
Violent Crime

Actual	July			Year to Date - July		
	2021	2022	% Change	2021	2022	% Change
Murder	0	0	--	0	1	--
Other Offences Causing Death	0	0	--	0	0	--
Attempted Murder	0	0	--	0	0	--
Sexual Assault	4	1	-75.0%	27	22	-18.5%
Assault	11	12	9.1%	69	72	4.3%
Abduction	0	0	--	1	2	100.0%
Robbery	0	0	--	1	7	600.0%
Other Crimes Against a Person	14	3	-78.6%	50	30	-40.0%
Total	29	16	-44.8%	148	134	-9.5%



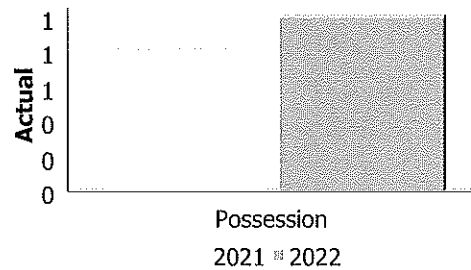
Property Crime

Actual	July			Year to Date - July		
	2021	2022	% Change	2021	2022	% Change
Arson	0	0	--	2	1	-50.0%
Break & Enter	1	6	500.0%	32	29	-9.4%
Theft Over	11	4	-63.6%	48	39	-18.8%
Theft Under	31	10	-67.7%	154	106	-31.2%
Have Stolen Goods	0	0	--	14	5	-64.3%
Fraud	13	6	-53.8%	96	82	-14.6%
Mischief	24	17	-29.2%	108	87	-19.4%
Total	80	43	-46.2%	454	349	-23.1%



Drug Crime

Actual	July			Year to Date - July		
	2021	2022	% Change	2021	2022	% Change
Possession	0	1	--	11	9	-18.2%
Trafficking	0	0	--	2	8	300.0%
Importation and Production	0	0	--	0	0	--
Total	0	1	--	13	17	30.8%



Clearance Rate

Detachment: 6C - HALDIMAND COUNTY
 Location code(s): 6C00 - HALDIMAND COUNTY
 Data source date: 2022/08/13

Report Generated by:
 Younan, Jason

Report Generated on:
 Aug 18, 2022 10:52:17 AM
 PP-CSC-Operational Planning-4300

Police Services Board Report for Haldimand County
Records Management System
July - 2022

Clearance Rate	July			Year to Date - July		
	2021	2022	Difference	2021	2022	Difference
Violent Crime	69.0%	75.0%	6.0%	66.2%	71.6%	5.4%
Property Crime	10.0%	11.6%	1.6%	10.1%	9.7%	-0.4%
Drug Crime	--	0.0%	--	92.3%	58.8%	-33.5%
Total (Violent, Property & Drug)	29.6%	29.0%	-0.5%	28.4%	31.9%	3.5%

Unfounded						
Unfounded	July			Year to Date - July		
	2021	2022	% Change	2021	2022	% Change
Total (Violent, Property & Drug)	3	5	66.7%	25	38	52.0%

Criminal Record and Vulnerable Sector Screening Checks						
Actual	July			Year to Date - July		
	2021	2022	% Change	2021	2022	% Change
Criminal Record Checks	181	51	-71.8%	884	505	-42.9%
Vulnerable Sector Screening Checks	1	159	15,800.0%	182	550	202.2%

Data contained within this report is dynamic in nature and numbers will change over time as the Ontario Provincial Police continue to investigate and solve crime.

Data Utilized

- Major Crimes
- Niche RMS All Offence Level Business Intelligence Cube

Detachment: 6C - HALDIMAND COUNTY

Location code(s): 6C00 - HALDIMAND COUNTY

Data source date:

2022/08/13

Report Generated by:

Younan, Jason

Report Generated on:

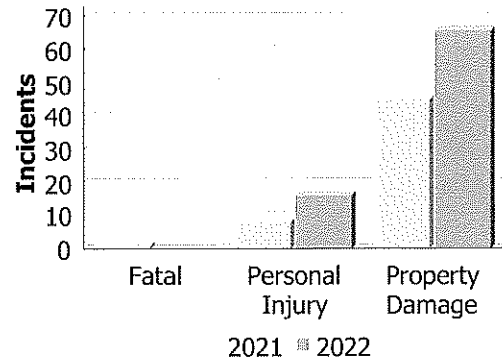
Aug 18, 2022 10:52:17 AM

PP-CSC-Operational Planning-4300

Police Services Board Report for Haldimand County
Collision Reporting System
July - 2022

Motor Vehicle Collisions by Type

Incidents	July			Year to Date - July		
	2021	2022	% Change	2021	2022	% Change
Fatal	1	0	-100.0%	6	2	-66.7%
Personal Injury	8	16	100.0%	56	68	21.4%
Property Damage	45	66	46.7%	287	382	33.1%
Total	54	82	51.9%	349	452	29.5%



Fatalities in Detachment Area

Incidents		July			Year to Date - July		
		2021	2022	% Change	2021	2022	% Change
Motor Vehicle Collision	Fatal Incidents	1	0	-100.0%	5	2	-60.0%
	Alcohol Related	0	0	--	3	0	-100.0%
Off-Road Vehicle	Fatal Incidents	0	0	--	1	0	-100.0%
	Alcohol Related	0	0	--	1	0	-100.0%
Motorized Snow Vehicle	Fatal Incidents	0	0	--	0	0	--
	Alcohol Related	0	0	--	0	0	--

Persons Killed	July			Year to Date - July		
	2021	2022	% Change	2021	2022	% Change
Motor Vehicle Collision	1	0	-100.0%	5	2	-60.0%
Off-Road Vehicle	0	0	--	1	0	-100.0%
Motorized Snow Vehicle	0	0	--	0	0	--

Detachment: 6C - HALDIMAND COUNTY
Location code(s): 6C00-HALDIMAND COUNTY
Data source date: 2022/08/17

Report Generated by:
 Younan, Jason

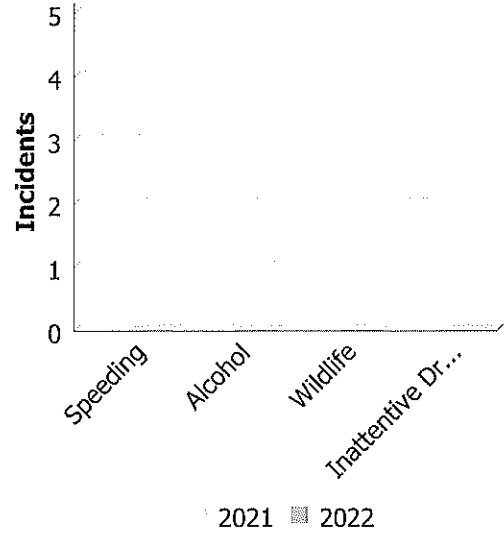
Report Generated on:
 Aug 18, 2022 11:06:55 AM
 PP-CSC-Operational Planning-4300

**Police Services Board Report for Haldimand County
Collision Reporting System
July - 2022**

Primary Causal Factors in Fatal Motor Vehicle Collisions

Incidents	July			Year to Date - July		
	2021	2022	% Change	2021	2022	% Change
Speeding as a contributing factor	0	0	0	1	0	-100.00%
Where alcohol is involved	0	0	0	0	0	0
Wildlife as a contributing factor	0	0	0	0	0	0
Inattentive driver as a contributing factor	0	0	0	0	0	0

Persons Killed	July			Year to Date - July		
	2021	2022	% Change	2021	2022	% Change
Seatbelt as a contributing factor	0	0	0	2	0	-100.00%



Data Utilized

- SQL online application reporting system – OPP CRS 2.3.09
- Collision Reporting System Business Intelligence Cube

Detachment: 6C - HALDIMAND COUNTY
Location code(s): 6C00-HALDIMAND COUNTY
Data source date: 2022/08/17

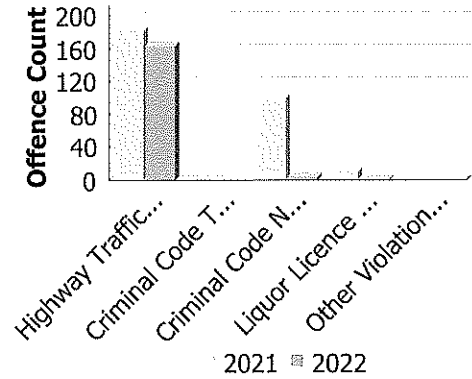
Report Generated by:
 Younan, Jason

Report Generated on:
 Aug 18, 2022 11:06:55 AM
 PP-CSC-Operational Planning-4300

Police Services Board Report for Haldimand County
Integrated Court Offence Network
July - 2022

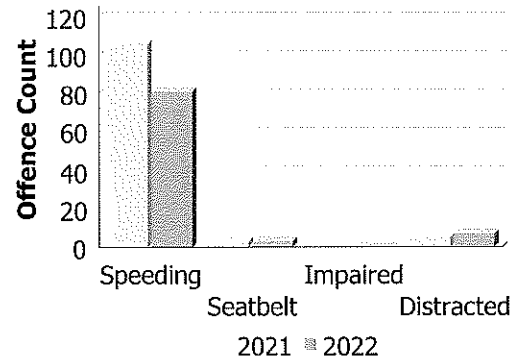
Criminal Code and Provincial Statute Charges Laid

Offence Count	July			Year to Date - July		
	2021	2022	% Change	2021	2022	% Change
Highway Traffic Act	182	164	-9.9%	1,381	1,135	-17.8%
Criminal Code Traffic	--	--	--	--	--	--
CCC Non-Traffic	--	--	--	--	--	--
Liquor Licence Act	10	1	-90.0%	28	2	-92.9%
Other Violations	--	--	--	--	--	--



Traffic Related Charges

Offence Count	July			Year to Date - July		
	2021	2022	% Change	2021	2022	% Change
Speeding	106	81	-23.6%	763	655	-14.2%
Seatbelt	3	3	0.0%	72	42	-41.7%
Impaired	0	0	--	2	0	-100.0%
Distracted	5	7	40.0%	26	20	-23.1%



Integrated Court Offence Network data is updated on a monthly basis: Data could be as much as a month and a half behind.

Data Utilized

- Ministry of Attorney General, Integrated Court Offence Network
- Integrated Court Offence Network Charge Business Intelligence Cube



Calls For Service (CFS) Billing Summary Report

Haldimand County July - 2022

Billing Categories <i>(Billing categories below do not match traditional crime groupings)</i>		2022				2021			
		July	Year to Date	Time Standard	Year To Date Weighted Hours	July	Year to Date	Time Standard	Year To Date Weighted Hours
Violent Criminal Code	Murder 2nd Degree	0	1	16.1	16.1	0	0		0.0
	Sexual Assault With a Weapon	0	0		0.0	0	1	16.1	16.1
	Sexual Assault	1	17	16.1	273.7	3	20	16.1	322.0
	Sexual Interference	0	3	16.1	48.3	0	4	16.1	64.4
	Invitation to Sexual Touching	0	1	16.1	16.1	1	2	16.1	32.2
	Non-Consensual Distribution of Intimate Images	0	0		0.0	1	1	16.1	16.1
	Aggravated Assault-Level 3	1	1	16.1	16.1	0	1	16.1	16.1
	Assault With Weapon or Causing Bodily Harm-Level 2	3	22	16.1	354.2	3	16	16.1	257.6
	Assault-Level 1	8	52	16.1	837.2	7	48	16.1	772.8
	Using firearm (or imitation) in commission of offence	0	0		0.0	0	1	16.1	16.1
	Assault Peace Officer	0	0		0.0	1	1	16.1	16.1
	Assault Peace Officer w/weapon Bodily Harm	0	0		0.0	0	1	16.1	16.1
	Other Assaults / Admin Noxious thing	0	0		0.0	0	1	16.1	16.1
	Forcible confinement	0	2	16.1	32.2	0	1	16.1	16.1
	Robbery -Master code	0	1	16.1	16.1	0	0		0.0
	Robbery, With Threat of Violence	0	2	16.1	32.2	0	0		0.0
	Robbery - Pursesnatch With Violence	0	0		0.0	0	1	16.1	16.1
	Robbery - Other	0	4	16.1	64.4	0	0		0.0
	Criminal Harassment	1	11	16.1	177.1	1	12	16.1	193.2
	Criminal Harassment - Offender Unknown	0	1	16.1	16.1	0	0		0.0
	Indecent/Harassing Communications	0	3	16.1	48.3	3	6	16.1	96.6
	Utter Threats -Master code	0	4	16.1	64.4	1	3	16.1	48.3
	Utter Threats to Person	3	14	16.1	225.4	10	35	16.1	563.5
	Utter Threats to Person - Police Officer	0	0		0.0	0	1	16.1	16.1
	Other Criminal Code * against public order	0	1	16.1	16.1	0	0		0.0
	Total	17	140	16.1	2,254.0	31	156	16.1	2,511.6
Property Crime Violations	Arson - Auto	0	1	6.5	6.5	0	1	6.5	6.5
	Arson - Building	0	0		0.0	0	1	6.5	6.5
	Break & Enter	6	28	6.5	182.0	1	33	6.5	214.5
	Unlawful in a dwelling house	0	2	6.5	13.0	0	0		0.0
	Theft Over -master code	0	1	6.5	6.5	0	0		0.0



Calls For Service (CFS) Billing Summary Report

Haldimand County July - 2022

Billing Categories <i>(Billing categories below do not match traditional crime groupings)</i>		2022				2021			
		July	Year to Date	Time Standard	Year To Date Weighted Hours	July	Year to Date	Time Standard	Year To Date Weighted Hours
Property Crime Violations	Theft Over - Construction Site	0	0		0.0	0	1	6.5	6.5
	Theft Over - Trailers	0	1	6.5	6.5	0	2	6.5	13.0
	Theft Over - Other Theft	0	5	6.5	32.5	0	1	6.5	6.5
	Theft Over - Boat (Vessel)	0	1	6.5	6.5	0	1	6.5	6.5
	Theft of - Mail	0	1	6.5	6.5	0	1	6.5	6.5
	Theft FROM Motor Vehicle Over \$5,000	0	0		0.0	1	3	6.5	19.5
	Theft of Motor Vehicle	4	18	6.5	117.0	3	16	6.5	104.0
	Theft of - Automobile	0	3	6.5	19.5	2	4	6.5	26.0
	Theft of - Trucks	0	9	6.5	58.5	3	8	6.5	52.0
	Theft of - Motorcycles	1	1	6.5	6.5	0	1	6.5	6.5
	Theft of - Snow Vehicles	0	2	6.5	13.0	0	1	6.5	6.5
	Theft of - All Terrain Vehicles	0	1	6.5	6.5	2	9	6.5	58.5
	Theft of - Construction Vehicles	0	0		0.0	0	1	6.5	6.5
	Theft Under -master code	2	11	6.5	71.5	1	5	6.5	32.5
	Theft under - Farm Equipment	0	1	6.5	6.5	0	1	6.5	6.5
	Theft Under - Construction Site	1	3	6.5	19.5	1	6	6.5	39.0
	Theft under - Bicycles	0	3	6.5	19.5	1	3	6.5	19.5
	Theft under - Building	0	1	6.5	6.5	0	2	6.5	13.0
	Theft under - Persons	0	1	6.5	6.5	0	0		0.0
	Theft under - Trailers	0	3	6.5	19.5	0	3	6.5	19.5
	Theft under - Other Theft	4	42	6.5	273.0	13	53	6.5	344.5
	Theft Under - Gasoline Drive-off	0	7	6.5	45.5	2	24	6.5	156.0
	Theft FROM Motor Vehicle Under \$5,000	3	19	6.5	123.5	9	37	6.5	240.5
	Theft Under \$5,000 [SHOPLIFTING]	1	20	6.5	130.0	3	22	6.5	143.0
	Possession of Stolen Goods over \$5,000	0	3	6.5	19.5	0	8	6.5	52.0
	Possession of Stolen Goods under \$5,000	0	2	6.5	13.0	0	4	6.5	26.0
	Fraud -Master code	1	11	6.5	71.5	0	7	6.5	45.5
	Fraud - Steal/Forge/Poss./Use Credit Card	1	7	6.5	45.5	0	7	6.5	45.5
	Fraud - False Pretence <= \$5,000	0	3	6.5	19.5	0	2	6.5	13.0
	Fraud - Forgery & Uttering	0	2	6.5	13.0	0	0		0.0
Fraud - Fraud through mails	0	0		0.0	1	3	6.5	19.5	



Calls For Service (CFS) Billing Summary Report

Haldimand County July - 2022

Billing Categories <i>(Billing categories below do not match traditional crime groupings)</i>		2022				2021			
		July	Year to Date	Time Standard	Year To Date Weighted Hours	July	Year to Date	Time Standard	Year To Date Weighted Hours
Property Crime Violations	Fraud -Money/property/ security > \$5,000	0	8	6.5	52.0	0	8	6.5	52.0
	Fraud -Money/property/ security <= \$5,000	3	22	6.5	143.0	10	31	6.5	201.5
	Fraud - Transportation	0	1	6.5	6.5	0	0		0.0
	Fraud - Welfare benefits	0	0		0.0	0	1	6.5	6.5
	Fraud - Other	3	32	6.5	208.0	2	36	6.5	234.0
	False Pretence -other	0	0		0.0	0	1	6.5	6.5
	Identity Theft	0	1	6.5	6.5	0	0		0.0
	Identity Fraud	0	3	6.5	19.5	1	2	6.5	13.0
	Mischief - master code	14	70	6.5	455.0	18	87	6.5	565.5
	Mischief [Graffiti - Gang Related]	0	0		0.0	0	1	6.5	6.5
	Mischief [Graffiti - Non Gang Related]	3	10	6.5	65.0	2	5	6.5	32.5
	Mischief with Data	0	0		0.0	0	1	6.5	6.5
	Willful act/omission likely to cause mischief	0	0		0.0	0	1	6.5	6.5
	Interfere with lawful use, enjoyment of property	0	1	6.5	6.5	2	5	6.5	32.5
	Mischief Relating to War Memorials	0	0		0.0	0	1	6.5	6.5
	Property Damage	6	19	6.5	123.5	4	19	6.5	123.5
	Total	53	380	6.5	2,470.0	82	470	6.5	3,055.0
	Other Criminal Code Violations (Excluding traffic)	Possess Firearm while prohibited	1	3	7.7	23.1	0	1	7.7
Offensive Weapons-Possession of Weapons		0	5	7.7	38.5	0	1	7.7	7.7
Offensive Weapons-Prohibited		0	0		0.0	0	1	7.7	7.7
Offensive Weapons-Other Offensive Weapons		0	2	7.7	15.4	1	3	7.7	23.1
Offensive Weapons-False Statements		0	2	7.7	15.4	0	0		0.0
Offensive Weapons-Other Weapons Offences		0	1	7.7	7.7	0	2	7.7	15.4
Bail Violations -Master code		0	0		0.0	0	1	7.7	7.7
Bail Violations - Fail To Comply		5	27	7.7	207.9	4	36	7.7	277.2
Bail Violations - Fail To Appear		0	0		0.0	0	1	7.7	7.7
Bail Violations - Others		0	2	7.7	15.4	1	3	7.7	23.1
Bail Violations - Recognizance		0	1	7.7	7.7	0	0		0.0
Counterfeit Money -Master code		0	0		0.0	1	1	7.7	7.7



Calls For Service (CFS) Billing Summary Report

Haldimand County July - 2022

Billing Categories <i>(Billing categories below do not match traditional crime groupings)</i>		2022				2021			
		July	Year to Date	Time Standard	Year To Date Weighted Hours	July	Year to Date	Time Standard	Year To Date Weighted Hours
Other Criminal Code Violations (Excluding traffic)	Possession Of Counterfeit Money	0	2	7.7	15.4	0	1	7.7	7.7
	Uttering Counterfeit Money	0	1	7.7	7.7	0	2	7.7	15.4
	Counterfeit Money - Others	0	0		0.0	0	3	7.7	23.1
	Disturb the Peace	6	18	7.7	138.6	5	22	7.7	169.4
	Indecent acts -Master code	0	1	7.7	7.7	0	1	7.7	7.7
	Indecent acts -Other	0	0		0.0	0	1	7.7	7.7
	Indecent acts -exposure to person under 14	0	1	7.7	7.7	0	0		0.0
	Child Pornography -Possess child pornography	0	2	7.7	15.4	0	0		0.0
	Public Morals	0	0		0.0	1	1	7.7	7.7
	Obstruct Public Peace Officer	0	2	7.7	15.4	0	1	7.7	7.7
	Trespass at Night	0	0		0.0	0	1	7.7	7.7
	Breach of Probation	6	20	7.7	154.0	3	16	7.7	123.2
	Disobey court order/Misconduct executing process	0	0		0.0	0	9	7.7	69.3
	Public mischief - mislead peace officer	0	1	7.7	7.7	1	2	7.7	15.4
	Contraband Tobacco	0	1	7.7	7.7	0	0		0.0
	Common nuisance	0	0		0.0	0	1	7.7	7.7
	Interception/disclosure of communication	0	0		0.0	0	1	7.7	7.7
	Utter Threats to damage property	0	1	7.7	7.7	0	3	7.7	23.1
	Other Criminal Code * Sec.337 - Sec.352	0	1	7.7	7.7	0	0		0.0
	Animals - Cruelty	0	0		0.0	0	1	7.7	7.7
	Animals - Others	0	2	7.7	15.4	0	0		0.0
	Offences Related to Currency	0	0		0.0	0	1	7.7	7.7
	Total	18	96	7.7	739.2	17	117	7.7	900.9
Drug Possession	Possession Heroin	0	0		0.0	0	1	7.0	7.0
	Possession Cocaine	0	0		0.0	0	2	7.0	14.0
	Possession Other Controlled Drugs and Substance Act	1	7	7.0	49.0	0	2	7.0	14.0
	Possession - Methamphetamine (Crystal Meth)	0	1	7.0	7.0	0	4	7.0	28.0
	Possession û Opioid (other than heroin)	0	0		0.0	0	2	7.0	14.0
	Drug related occurrence	0	10	7.0	70.0	2	22	7.0	154.0
	Total	1	18	7.0	126.0	2	33	7.0	231.0



Calls For Service (CFS) Billing Summary Report

Haldimand County July - 2022

Billing Categories <i>(Billing categories below do not match traditional crime groupings)</i>		2022				2021			
		July	Year to Date	Time Standard	Year To Date Weighted Hours	July	Year to Date	Time Standard	Year To Date Weighted Hours
Drugs	Trafficking Cocaine	0	2	55.1	110.2	0	1	55.1	55.1
	Trafficking Other Controlled Drugs and Substance Act	0	4	55.1	220.4	0	0		0.0
	Trafficking - Methamphetamine (Crystal Meth)	0	1	55.1	55.1	0	1	55.1	55.1
	Trafficking û Opioid (other than heroin)	0	0		0.0	0	1	55.1	55.1
	Total	0	7	55.1	385.7	0	3	55.1	165.3
Statutes & Acts	Landlord/Tenant	16	64	3.4	217.6	8	66	3.4	224.4
	Mental Health Act	22	114	3.4	387.6	13	77	3.4	261.8
	Mental Health Act - No contact with Police	0	8	3.4	27.2	1	4	3.4	13.6
	Mental Health Act - Attempt Suicide	2	9	3.4	30.6	2	11	3.4	37.4
	Mental Health Act - Threat of Suicide	6	47	3.4	159.8	3	39	3.4	132.6
	Mental Health Act - Voluntary Transport	6	26	3.4	88.4	1	14	3.4	47.6
	Mental Health Act - Placed on Form	1	15	3.4	51.0	1	10	3.4	34.0
	Mental Health Act - Apprehension	1	13	3.4	44.2	2	22	3.4	74.8
	Custody Dispute	0	1	3.4	3.4	0	0		0.0
	Trespass To Property Act	16	72	3.4	244.8	22	118	3.4	401.2
	Total	70	369	3.4	1,254.6	53	361	3.4	1,227.4
	Operational	Animal -Master code	0	6	3.7	22.2	0	1	3.7
Animal - Bear Complaint		0	0		0.0	0	1	3.7	3.7
Animal - Left in Vehicle		2	6	3.7	22.2	0	4	3.7	14.8
Animal Rabid		0	2	3.7	7.4	0	0		0.0
Animal Bite		0	5	3.7	18.5	0	5	3.7	18.5
Animal Stray		9	27	3.7	99.9	6	26	3.7	96.2
Animal Injured		3	24	3.7	88.8	4	11	3.7	40.7
Animal - Other		1	4	3.7	14.8	1	9	3.7	33.3
Animal - Dog Owners Liability Act		1	4	3.7	14.8	0	1	3.7	3.7
Alarm -Master code		0	1	3.7	3.7	0	0		0.0
Domestic Disturbance		30	196	3.7	725.2	23	174	3.7	643.8
Suspicious Person		25	153	3.7	566.1	15	159	3.7	588.3
Phone -Master code		3	13	3.7	48.1	0	2	3.7	7.4
Phone -Nuisance - No Charges Laid		1	10	3.7	37.0	1	12	3.7	44.4
Phone -Obscene - No Charges Laid		0	0		0.0	1	1	3.7	3.7



Calls For Service (CFS) Billing Summary Report

Haldimand County July - 2022

Billing Categories <i>(Billing categories below do not match traditional crime groupings)</i>		2022				2021			
		July	Year to Date	Time Standard	Year To Date Weighted Hours	July	Year to Date	Time Standard	Year To Date Weighted Hours
Operational	Phone -Threatening - No Charges Laid	0	4	3.7	14.8	1	6	3.7	22.2
	Phone -Other - No Charges Laid	0	7	3.7	25.9	0	1	3.7	3.7
	Text- related Incident (Texting)	0	0		0.0	0	1	3.7	3.7
	Fire - Building	6	27	3.7	99.9	1	12	3.7	44.4
	Fire - Vehicle	0	13	3.7	48.1	5	19	3.7	70.3
	Fire - Other	3	13	3.7	48.1	1	7	3.7	25.9
	Insecure Condition -Master code	2	7	3.7	25.9	0	5	3.7	18.5
	Insecure Condition - Building	0	3	3.7	11.1	1	2	3.7	7.4
	Missing Person -Master code	0	2	3.7	7.4	0	1	3.7	3.7
	Missing Person under 12	1	4	3.7	14.8	0	1	3.7	3.7
	Missing Person 12 & older	4	16	3.7	59.2	2	9	3.7	33.3
	Missing Person Located Under 12	1	4	3.7	14.8	0	4	3.7	14.8
	Missing Person Located 12 & older	2	15	3.7	55.5	1	8	3.7	29.6
	Noise Complaint -Master code	21	113	3.7	418.1	28	101	3.7	373.7
	Noise Complaint - Vehicle	0	1	3.7	3.7	0	0		0.0
	Noise Complaint - Residence	0	2	3.7	7.4	3	12	3.7	44.4
	Noise Complaint - Animal	2	12	3.7	44.4	2	8	3.7	29.6
	Noise Complaint - Others	0	2	3.7	7.4	1	5	3.7	18.5
	Accident - non-MVC -Master code	1	4	3.7	14.8	0	2	3.7	7.4
	Accident - non-MVC - Industrial	0	0		0.0	0	1	3.7	3.7
	Accident - non-MVC - Construction Site	0	1	3.7	3.7	0	0		0.0
	Accident - non-MVC - Commercial	0	0		0.0	0	1	3.7	3.7
	Accident - non-MVC - Residential	0	0		0.0	2	2	3.7	7.4
	Found Property -Master code	9	51	3.7	188.7	6	33	3.7	122.1
	Found - License Plate	0	0		0.0	1	4	3.7	14.8
	Found - Vehicle Accessories	0	0		0.0	1	2	3.7	7.4
	Found-Personal Accessories	0	4	3.7	14.8	2	5	3.7	18.5
	Found-Household Property	1	3	3.7	11.1	0	2	3.7	7.4
	Found-Radio,TV,Sound-Reprod. Equip.	1	1	3.7	3.7	0	1	3.7	3.7



Calls For Service (CFS) Billing Summary Report

Haldimand County July - 2022

Billing Categories <i>(Billing categories below do not match traditional crime groupings)</i>		2022				2021			
		July	Year to Date	Time Standard	Year To Date Weighted Hours	July	Year to Date	Time Standard	Year To Date Weighted Hours
Operational	Found-Sporting Goods, Hobby Equip.	1	2	3.7	7.4	0	0		0.0
	Found-Others	0	0		0.0	1	2	3.7	7.4
	Lost Property -Master code	4	19	3.7	70.3	3	10	3.7	37.0
	Lost License Plate	0	1	3.7	3.7	1	2	3.7	7.4
	Lost - Vehicle Accessories	0	1	3.7	3.7	0	0		0.0
	Lost-Personal Accessories	0	8	3.7	29.6	1	4	3.7	14.8
	Lost-Household Property	0	3	3.7	11.1	0	2	3.7	7.4
	Lost-Radio,TV,Sound-Reprod. Equip.	0	1	3.7	3.7	0	1	3.7	3.7
	Lost-Sporting Goods, Hobby Equip.	0	1	3.7	3.7	0	0		0.0
	Lost - Gun	0	0		0.0	0	1	3.7	3.7
	Lost-Others	0	2	3.7	7.4	0	3	3.7	11.1
	Sudden Death -master code	0	1	3.7	3.7	0	0		0.0
	Sudden Death - Accidental	0	1	3.7	3.7	0	1	3.7	3.7
	Sudden Death - Drowning	0	1	3.7	3.7	0	1	3.7	3.7
	Sudden Death - Suicide	0	2	3.7	7.4	1	8	3.7	29.6
	Sudden Death - Natural Causes	5	25	3.7	92.5	1	15	3.7	55.5
	Sudden Death - Others	0	6	3.7	22.2	1	3	3.7	11.1
	Sudden Death - Apparent Overdose-Overdose	0	2	3.7	7.4	0	3	3.7	11.1
	Suspicious Vehicle	12	110	3.7	407.0	23	131	3.7	484.7
	Trouble with Youth	11	76	3.7	281.2	20	75	3.7	277.5
	Vehicle Recovered -Master code	0	1	3.7	3.7	0	1	3.7	3.7
	Vehicle Recovered - Automobile	0	8	3.7	29.6	1	10	3.7	37.0
	Vehicle Recovered - Trucks	1	7	3.7	25.9	5	13	3.7	48.1
	Vehicle Recovered - All Terrain Veh	0	2	3.7	7.4	0	1	3.7	3.7
	Vehicle Recovered - Farm Vehicles	0	0		0.0	0	1	3.7	3.7
	Vehicle Recovered - Constr. Vehicle	0	0		0.0	0	3	3.7	11.1
	Vehicle Recovered - Other	0	1	3.7	3.7	1	4	3.7	14.8
	Unwanted Persons	8	64	3.7	236.8	15	80	3.7	296.0
	Neighbour Dispute	54	166	3.7	614.2	29	164	3.7	606.8
	By-Law -Master code	1	5	3.7	18.5	0	3	3.7	11.1
	Noise By-Law	1	2	3.7	7.4	0	2	3.7	7.4
	Firearms (Discharge) By-Law	1	1	3.7	3.7	0	0		0.0
	Other Municipal By-Laws	2	20	3.7	74.0	13	40	3.7	148.0



Calls For Service (CFS) Billing Summary Report

Haldimand County July - 2022

Billing Categories <i>(Billing categories below do not match traditional crime groupings)</i>		2022				2021			
		July	Year to Date	Time Standard	Year To Date Weighted Hours	July	Year to Date	Time Standard	Year To Date Weighted Hours
Operational	Fireworks By-Law	0	0		0.0	1	1	3.7	3.7
	Traffic By-Law	2	14	3.7	51.8	3	13	3.7	48.1
	Overdose/Suspected Overdose	0	0		0.0	0	1	3.7	3.7
	Overdose/Suspected Overdose - Opioid Related	0	1	3.7	3.7	0	1	3.7	3.7
	Assist Fire Department	5	14	3.7	51.8	3	11	3.7	40.7
	Assist Public	78	477	3.7	1,764.9	83	543	3.7	2,009.1
	Distressed/Overdue Motorist	1	6	3.7	22.2	0	4	3.7	14.8
	Compassionate Message	0	0		0.0	0	1	3.7	3.7
	Family Dispute	23	171	3.7	632.7	28	163	3.7	603.1
	Protest - Demonstration	0	5	3.7	18.5	0	4	3.7	14.8
	Total	339	1,987	3.7	7,351.9	343	1,987	3.7	7,351.9
	Operational2	False Alarm-Accidental Trip	0	1	1.3	1.3	1	1	1.3
False Holdup Alarm-Accidental Trip		2	30	1.3	39.0	1	16	1.3	20.8
False Alarm -Others		17	160	1.3	208.0	19	97	1.3	126.1
False Alarm -Cancelled		0	0		0.0	0	1	1.3	1.3
Keep the Peace		16	90	1.3	117.0	19	106	1.3	137.8
911 call / 911 hang up		14	80	1.3	104.0	12	136	1.3	176.8
911 hang up - Pocket Dial		0	0		0.0	0	3	1.3	3.9
911 call - Dropped Cell		8	58	1.3	75.4	6	57	1.3	74.1
Total		57	419	1.3	544.7	58	417	1.3	542.1
Traffic	MVC (MOTOR VEHICLE COLLISION) -Master code	0	2	3.5	7.0	0	1	3.5	3.5
	MVC - Personal Injury (MOTOR VEHICLE COLLISION)	5	27	3.5	94.5	3	29	3.5	101.5
	MVC - Prop. Dam. Non Reportable	7	88	3.5	308.0	7	67	3.5	234.5
	MVC - Prop. Dam. Reportable (MOTOR VEHICLE COLLISION)	43	250	3.5	875.0	34	189	3.5	661.5
	MVC - Prop. Dam. Failed to Remain (MOTOR VEHICLE COLLISION)	4	37	3.5	129.5	3	23	3.5	80.5
	MVC - Pers. Inj. Failed To Remain (MOTOR VEHICLE COLLISION)	0	0		0.0	0	1	3.5	3.5
	MVC - Fatal (MOTOR VEHICLE COLLISION)	0	1	3.5	3.5	1	3	3.5	10.5
	MVC - Others (MOTOR VEHICLE COLLISION)	0	1	3.5	3.5	1	7	3.5	24.5
	Total	59	406	3.5	1,421.0	49	320	3.5	1,120.0
	Total	614	3,822		16,547.1	635	3,864		17,105.2