



HALDIMAND COUNTY O.P.P.

REPORT FOR THE POLICE SERVICES BOARD

March 2022 STATISTICS

Please find enclosed our detachment's statistics for the month and other items of interest for the Board's information.

P. Carter, Inspector/Detachment Commander

- 1)** Crimestoppers - Summary of Activites
- 2)** Police Services Board Report (Statistical and Calls for Service Billing)

CRIME STOPPERS

HALDIMAND & NORFOLK

Summary of Activities – March 2022

Tip Activity

- There have been 107 anonymous tips received this year. (not including update calls (approx. 70/month) or admin calls (u/k)).

Statistics

Arrests
Narcotics Seized
Property Recovered
Charges Laid

Since Inception

2,242
\$45,229,772
\$5,810,820
6,736

Student Crime Stoppers

- Student bursary applications have been received from Secondary Schools in Norfolk and Haldimand Counties, committee to choose a recipient.
- Continue to support all Student Crime Stoppers programs within Haldimand and Norfolk Counties.

Promotions/Presentations/Meetings

- Participated in/presented to/met with/gave promotional items to: potential board members
- From April 1 to May 31, 2022, Crime Stoppers of Haldimand & Norfolk is offering a special reward of \$1,000.00 for anonymous tip information that leads to arrests/charges against traffickers of Fentanyl operating within Norfolk and Haldimand Counties, as well as a reward of \$500-\$1,000.00 for tips that result in significant seizures of Fentanyl/derivatives.

Media Relations

- Conducted our usual media relations throughout the month (Crime of the Week, etc.).
- Continued writing script for 92.9 The Grand re partnerships featuring unsolved crimes for Haldimand and Norfolk.
- Active on our program social media accounts.

Fundraising

- Fundraising has been significantly adversely affected due to cancellation of major fundraising events due to COVID-19
- The annual Protect your Identity document shredding events are scheduled for:
May 14, 2022-Staples Plaza-Simcoe
June 11, 2022-Caledonia Community Centre
September 17, 2022-Erie Mutual, Dunnville
- The Board is planning to hold the annual golf tournament in August 2022 at Cayuga Golf Club.
- Plans are underway for a raffle draw.

Provincially/Nationally / Internationally

- Crime Stoppers continues to partner with Ministry of Finance regarding illicit tobacco
- Crime Stoppers continues to partner with Ministry of Natural Resources & Forestry regarding illegal dumping on Crown land as well as poaching/illegal hunting.
- Crime Stoppers has partnered with RCMP, OPP and local Police Services with jurisdiction over Pearson International Airport to intake anonymous tip information on crimes within the airport i.e.: smuggling, human trafficking

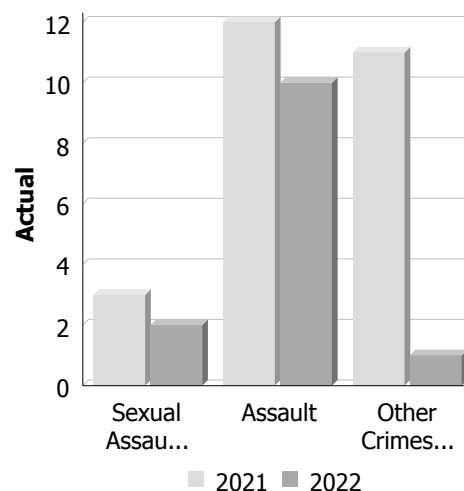
Other

- Board actively seeking new board members.
- Currently Paul Laing is acting Chair of Haldimand and Norfolk board of directors.
- Coordinator Aimee Bernardo-Chair of Southwest Zone Meetings.

Police Services Board Report for Haldimand County
Records Management System
March - 2022

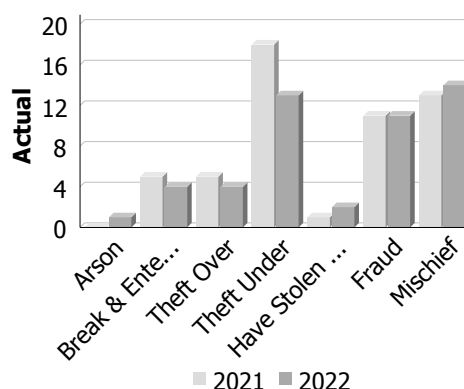
Violent Crime

Actual	March			Year to Date - March		
	2021	2022	% Change	2021	2022	% Change
Murder	0	0	--	0	1	--
Other Offences Causing Death	0	0	--	0	0	--
Attempted Murder	0	0	--	0	0	--
Sexual Assault	3	2	-33.3%	9	5	-44.4%
Assault	12	10	-16.7%	31	25	-19.4%
Abduction	0	0	--	0	0	--
Robbery	0	0	--	1	1	0.0%
Other Crimes Against a Person	11	1	-90.9%	26	9	-65.4%
Total	26	13	-50.0%	67	41	-38.8%



Property Crime

Actual	March			Year to Date - March		
	2021	2022	% Change	2021	2022	% Change
Arson	0	1	--	0	1	--
Break & Enter	5	4	-20.0%	10	9	-10.0%
Theft Over	5	4	-20.0%	21	15	-28.6%
Theft Under	18	13	-27.8%	54	40	-25.9%
Have Stolen Goods	1	2	100.0%	9	5	-44.4%
Fraud	11	11	0.0%	38	29	-23.7%
Mischief	13	14	7.7%	35	31	-11.4%
Total	53	49	-7.5%	167	130	-22.2%



Drug Crime

Detachment: 6C - HALDIMAND COUNTY

Location code(s): 6C00 - HALDIMAND COUNTY, 6C01 - HALDIMAND COUNTY (Haldimand (MI)) (Inactive), 6C70 - [NEW CREDIT] MISSISSAUGAS OF THE NEW CREDIT FN

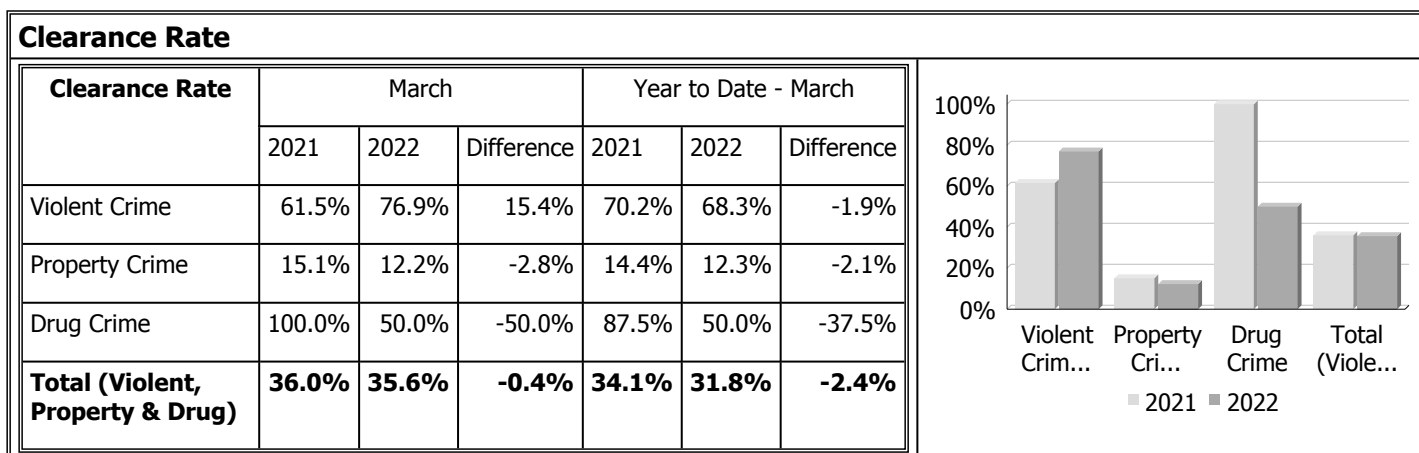
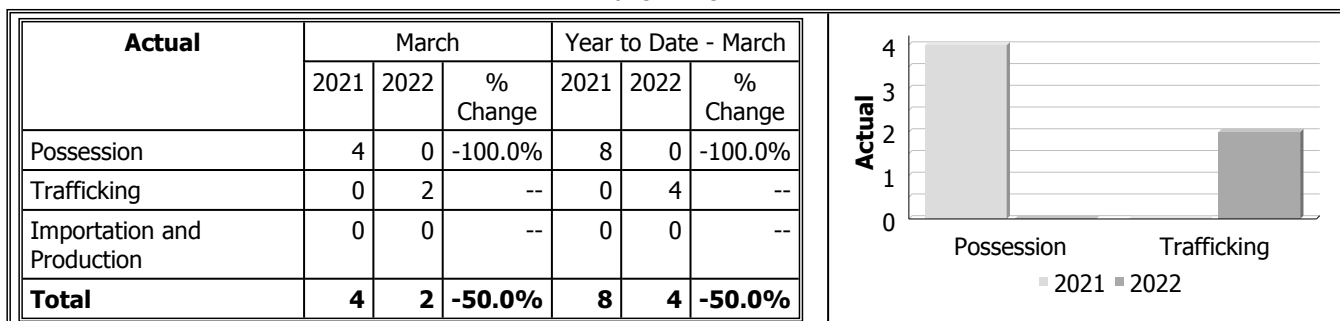
Area code(s): (blank), 0, 2 - Marine, 5010, 5017, 5025, 5039, 5124, 6002, 6260, 6262, 6263, 6264, 6265, 6266, 6279, 6282, 6289, 6294 - Haldimand Reclamation, 6318 - Lakeshore, 6319 - Selkirk and Rural, 6320 - Hagersville, 6321 - Hagersville Rural, 6322 - Jarvis, 6323 - Townsend, 6324 - Caledonia, 6325 - Caledonia Rural, 6326 - Cayuga, 6327 - Cayuga Rural, 6328 - Dunnville, 6329 - Dunnville Rural, 6508, 6908 - Selkirk Provincial Park, 6910 - James N Allen Provincial Park, 6911 - Rock Point Provincial Park, 6934 - Hwy 3, 6945 - Hwy 6, 6283 - Caledonia (Old Association), 6285 - Hagersville (Old Association), 6266 - [New Credit] Mississaugas of the New Credit FN, 6267 - [Special Event-New Credit] Mississaugas of the New Credit FN, 6508

Data source date:
2022/04/02

Report Generated by:
Clark, Paul

Report Generated on:
Apr 13, 2022 7:58:53 AM
PP-CSC-Operational Planning-4300

Police Services Board Report for Haldimand County
Records Management System
March - 2022



Data contained within this report is dynamic in nature and numbers will change over time as the Ontario Provincial Police continue to investigate and solve crime.

Data Utilized

- Major Crimes
- Niche RMS All Offence Level Business Intelligence Cube

Detachment: 6C - HALDIMAND COUNTY

Location code(s): 6C00 - HALDIMAND COUNTY, 6C01 - HALDIMAND COUNTY (Haldimand (MI)) (Inactive), 6C70 - [NEW CREDIT] MISSISSAUGAS OF THE NEW CREDIT FN

Area code(s): (blank), 0, 2 - Marine, 5010, 5017, 5025, 5039, 5124, 6002, 6260, 6262, 6263, 6264, 6265, 6266, 6279, 6282, 6289, 6294 - Haldimand Reclamation, 6318 - Lakeshore, 6319 - Selkirk and Rural, 6320 - Hagersville, 6321 - Hagersville Rural, 6322 - Jarvis, 6323 - Townsend, 6324 - Caledonia, 6325 - Caledonia Rural, 6326 - Cayuga, 6327 - Cayuga Rural, 6328 - Dunnville, 6329 - Dunnville Rural, 6508, 6908 - Selkirk Provincial Park, 6910 - James N Allen Provincial Park, 6911 - Rock Point Provincial Park, 6934 - Hwy 3, 6945 - Hwy 6, 6283 - Caledonia (Old Association), 6285 - Hagersville (Old Association), 6266 - [New Credit] Mississaugas of the New Credit FN, 6267 - [Special Event-New Credit] Mississaugas of the New Credit FN, 6508

Data source date:

2022/04/02

Report Generated by:

Clark, Paul

Report Generated on:

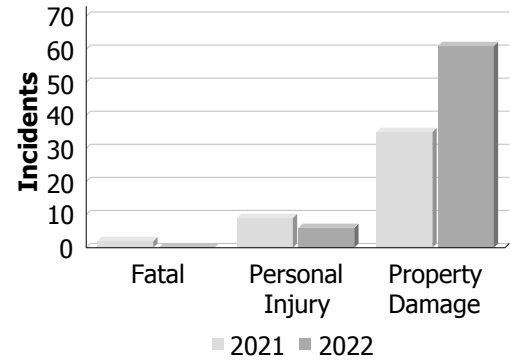
Apr 13, 2022 7:58:53 AM

PP-CSC-Operational Planning-4300

Police Services Board Report for Haldimand County
Collision Reporting System
March - 2022

Motor Vehicle Collisions by Type

Incidents	March			Year to Date - March		
	2021	2022	% Change	2021	2022	% Change
Fatal	2	0	-100.0%	3	2	-33.3%
Personal Injury	9	6	-33.3%	16	18	12.5%
Property Damage	35	61	74.3%	111	172	55.0%
Total	46	67	45.7%	130	192	47.7%



Fatalities in Detachment Area

Incidents		March			Year to Date - March		
		2021	2022	% Change	2021	2022	% Change
Motor Vehicle Collision	Fatal Incidents	1	0	-100.0%	2	2	0.0%
	Alcohol Related	1	0	-100.0%	2	0	-100.0%
Off-Road Vehicle	Fatal Incidents	1	0	-100.0%	1	0	-100.0%
	Alcohol Related	1	0	-100.0%	1	0	-100.0%
Motorized Snow Vehicle	Fatal Incidents	0	0	--	0	0	--
	Alcohol Related	0	0	--	0	0	--

Persons Killed	March			Year to Date - March		
	2021	2022	% Change	2021	2022	% Change
Motor Vehicle Collision	1	0	-100.0%	2	2	0.0%
Off-Road Vehicle	1	0	-100.0%	1	0	-100.0%
Motorized Snow Vehicle	0	0	--	0	0	--

Detachment: 6C - HALDIMAND COUNTY

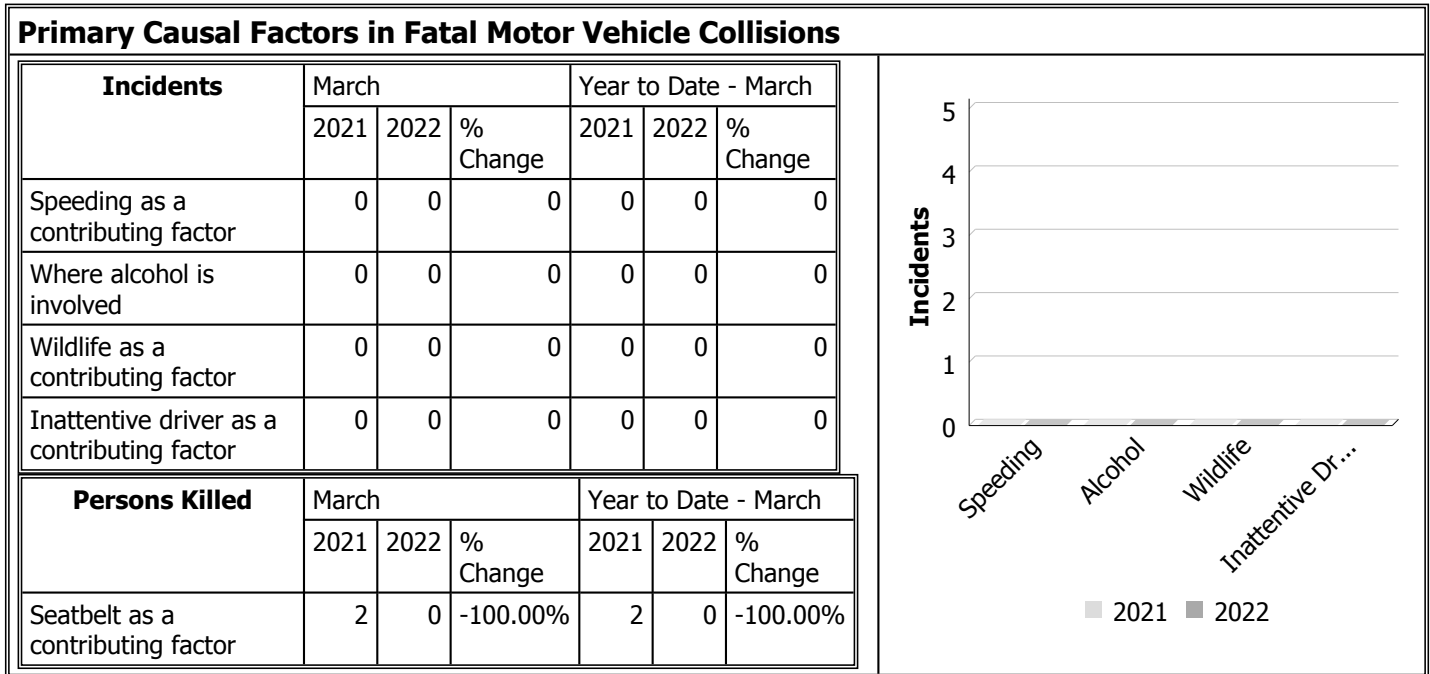
Location code(s): 6C00-HALDIMAND COUNTY, 6C01-HALDIMAND COUNTY (Haldimand (MI)), 6C70-NEW CREDIT FIRST NATION

Data source date:
2022/04/12

Report Generated by:
Clark, Paul

Report Generated on:
Apr 13, 2022 8:00:18 AM
PP-CSC-Operational Planning-4300

Police Services Board Report for Haldimand County
Collision Reporting System
March - 2022



Data Utilized

- SQL online application reporting system – OPP CRS 2.3.09
- Collision Reporting System Business Intelligence Cube

Detachment: 6C - HALDIMAND COUNTY

Location code(s): 6C00-HALDIMAND COUNTY, 6C01-HALDIMAND COUNTY (Haldimand (MI)), 6C70-NEW CREDIT FIRST NATION

Data source date:
2022/04/12

Report Generated by:
Clark, Paul

Report Generated on:
Apr 13, 2022 8:00:18 AM
PP-CSC-Operational Planning-4300

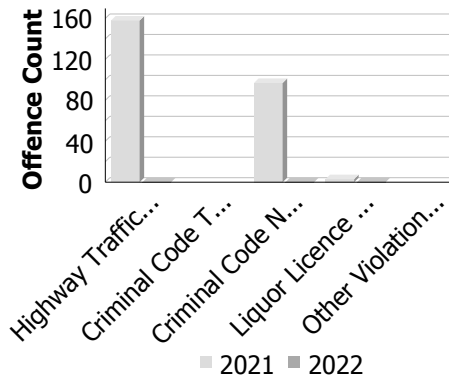
Police Services Board Report for Haldimand County

Integrated Court Offence Network

March - 2022

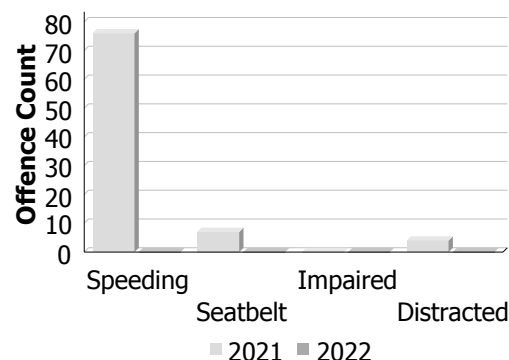
Criminal Code and Provincial Statute Charges Laid

Offence Count	March			Year to Date - March		
	2021	2022	% Change	2021	2022	% Change
Highway Traffic Act	158	0	-100.0%	453	140	-69.1%
Criminal Code Traffic	--	--	--	--	--	--
CCC Non-Traffic	--	--	--	--	--	--
Liquor Licence Act	3	0	-100.0%	9	0	-100.0%
Other Violations	--	--	--	--	--	--



Traffic Related Charges

Offence Count	March			Year to Date - March		
	2021	2022	% Change	2021	2022	% Change
Speeding	76	0	-100.0%	252	81	-67.9%
Seatbelt	7	0	-100.0%	10	2	-80.0%
Impaired	0	0	--	1	0	-100.0%
Distracted	4	0	-100.0%	7	0	-100.0%



Integrated Court Offence Network data is updated on a monthly basis: Data could be as much as a month and a half behind.

Data Utilized

- Ministry of Attorney General, Integrated Court Offence Network
- Integrated Court Offence Network Charge Business Intelligence Cube

Detachment: 6C - HALDIMAND COUNTY

Location code(s): 6C00 - HALDIMAND COUNTY, 6C01 - HALDIMAND COUNTY (Haldimand (MI)) (Inactive)

Data source date:
Mar 14, 2022 1:18:21 PM

Report Generated by:
Clark, Paul

Report Generated on:
Apr 13, 2022 8:02:17 AM
PP-CSC-Operational Planning-4300

**Police Services Board Report for Haldimand County
2022/Mar**

Public Complaints	
Policy	0
Service	0
Conduct	0

Date information collected from Professional Standards Bureau Commander Reports: 2022-04-13

Data Source

Ontario Provincial Police, Professional Standards Bureau Commander Reports

- Includes all public policy, service and conduct complaints submitted to the Office of the Independent Police Review Director (OIPRD)

Secondary Employment

Daily Activity Reporting Patrol Hours	
Total Hours	2022/Mar
Number of Cruiser Patrol Hours	695.75
Number of Motorcycle Patrol Hours	0.00
Number of Marine Patrol Hours	0.00
Number of ATV Patrol Hours	0.00
Number of Snowmobile Patrol Hours	0.00
Number of Bicycle Patrol Hours	0.00
Number of Foot Patrol Hours	61.75
Number of School Patrol Hours	0.00

Data source (Daily Activity Reporting System) date: 2022/04/08

Detachment: 6C - HALDIMAND COUNTY

Location code(s): 6C00 - HALDIMAND COUNTY, 6C01 - HALDIMAND COUNTY (Haldimand (MI))

Area code(s): ODC - Blank Association, 9999 - Invalid Association, 6324 - Caledonia, 6325 - Caledonia Rural, 6326 - Cayuga, 6327 - Cayuga Rural, 6328 - Dunnville, 6329 - Dunnville Rural, 6320 - Hagersville, 6321 - Hagersville Rural, 6294 - Haldimand Reclamation, 6934 - Hwy 3, 6945 - Hwy 6, 6910 - James N Allen Provincial Park, 6322 - Jarvis, 6318 - Lakeshore, 2 - Marine, 6911 - Rock Point Provincial Park, 6319 - Selkirk and Rural, 6908 - Selkirk Provincial Park, 6323 - Townsend, ODC - Blank Association, 6324 - Caledonia, 6283 - Caledonia, 6325 - Caledonia Rural, 6278 - Canborough, 6326 - Cayuga, 6284 - Cayuga, 6327 - Cayuga Rural, 6328 - Dunnville, 6279 - Dunnville, 6329 - Dunnville Rural, 6320 - Hagersville, 6285 - Hagersville, 6321 - Hagersville Rural, 6322 - Jarvis, 6259 - Jarvis, 6318 - Lakeshore, 6280 - Moulton, 6286 - North Cayuga, 6287 - Oneida, 6288 - Rainham, 6319 - Selkirk and Rural, 6290 - Seneca, 6281 - Sherbrooke, 6289 - South Cayuga, 6323 - Townsend, 6262 - Townsend, 6263 - Walpole, 6265 - Woodhouse

Report Generated by:
Clark, Paul

Report Generated on:
Apr 13, 2022 8:01:08 AM
PP-CSC-Operational Planning-4300

Updated : Saturday, April 2, 2022 - Current Period : 2022/04/08

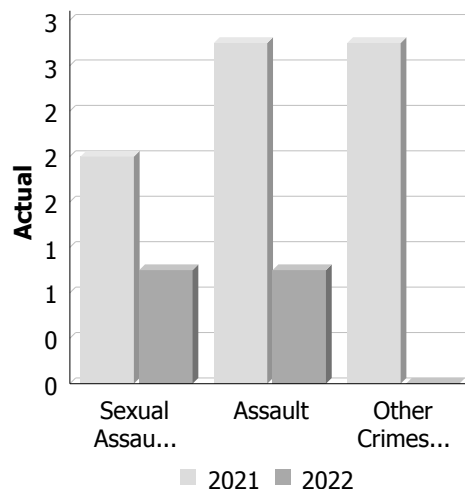
2022 Total **All OPP Home Loc** **Total** **167 - Patrol-Foot** **All Response Type** **All Initial Reported Time** **All**
Municipality **All Days of Week** **All Ranks** **MEASURES**

Total Hours as values	<i>Caledonia</i>	<i>Cayuga</i>	<i>Dunville</i>	<i>Hagersville</i>	<i>Jarvis</i>	<i>Provincial Parks</i>	<i>Selkirk</i>	Total
2022/Jan	3.50	0.00	29.25	4.00	0.00	0.00	0.00	36.75
2022/Feb	6.25	1.75	23.75	0.00	0.00	0.00	1.25	33.00
2022/Mar	17.25	4.00	36.50	4.00	0.00	0.00	0.00	61.75
2022/Apr	0.00	0.00	0.00	0.00	0.00	0.00	0.00	0.00
2022/May	0.00	0.00	0.00	0.00	0.00	0.00	0.00	0.00
2022/Jun	0.00	0.00	0.00	0.00	0.00	0.00	0.00	0.00
2022/Jul	0.00	0.00	0.00	0.00	0.00	0.00	0.00	0.00
2022/Aug	0.00	0.00	0.00	0.00	0.00	0.00	0.00	0.00
2022/Sep	0.00	0.00	0.00	0.00	0.00	0.00	0.00	0.00
2022/Oct	0.00	0.00	0.00	0.00	0.00	0.00	0.00	0.00
2022/Nov	0.00	0.00	0.00	0.00	0.00	0.00	0.00	0.00
2022/Dec	0.00	0.00	0.00	0.00	0.00	0.00	0.00	0.00
2022 Total	27.00	5.75	89.50	8.00	0.00	0.00	1.25	131.50

Police Services Board Report for Caledonia
Records Management System
March - 2022

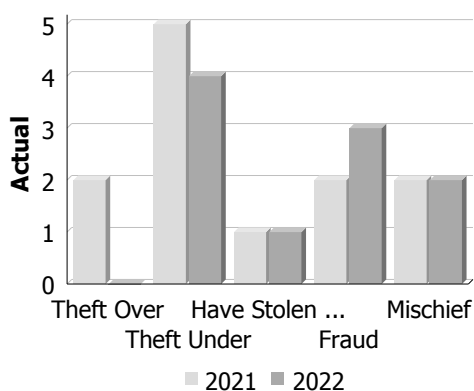
Violent Crime

Actual	March			Year to Date - March		
	2021	2022	% Change	2021	2022	% Change
Murder	0	0	--	0	0	--
Other Offences Causing Death	0	0	--	0	0	--
Attempted Murder	0	0	--	0	0	--
Sexual Assault	2	1	-50.0%	4	2	-50.0%
Assault	3	1	-66.7%	6	3	-50.0%
Abduction	0	0	--	0	0	--
Robbery	0	0	--	1	1	0.0%
Other Crimes Against a Person	3	0	-100.0%	7	4	-42.9%
Total	8	2	-75.0%	18	10	-44.4%



Property Crime

Actual	March			Year to Date - March		
	2021	2022	% Change	2021	2022	% Change
Arson	0	0	--	0	0	--
Break & Enter	0	0	--	0	1	--
Theft Over	2	0	-100.0%	3	4	33.3%
Theft Under	5	4	-20.0%	7	13	85.7%
Have Stolen Goods	1	1	0.0%	3	1	-66.7%
Fraud	2	3	50.0%	5	6	20.0%
Mischief	2	2	0.0%	4	7	75.0%
Total	12	10	-16.7%	22	32	45.5%



Drug Crime

Actual	March			Year to Date - March		
	2021	2022	% Change	2021	2022	% Change
Possession	0	0	--	0	0	--
Trafficking	0	0	--	0	0	--
Importation and Production	0	0	--	0	0	--
Total	0	0	--	0	0	--



Detachment: 6C - HALDIMAND COUNTY

Location code(s): 6C00 - HALDIMAND COUNTY, 6C01 - HALDIMAND COUNTY (Haldimand (MI)) (Inactive), 6C70 - [NEW CREDIT] MISSISSAUGAS OF THE NEW CREDIT FN, 6C71 - SIX NATIONS OF THE GRAND RIVER TERRITORY FN

Area code(s): 6324 - Caledonia

Data source date:

2022/04/02

Report Generated by:

Clark, Paul

Report Generated on:

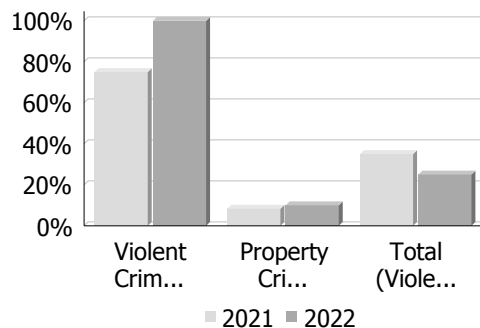
Apr 13, 2022 8:03:30 AM

PP-CSC-Operational Planning-4300

Police Services Board Report for Caledonia
Records Management System
March - 2022

Clearance Rate

Clearance Rate	March			Year to Date - March		
	2021	2022	Difference	2021	2022	Difference
Violent Crime	75.0%	100.0%	25.0%	72.2%	70.0%	-2.2%
Property Crime	8.3%	10.0%	1.7%	18.2%	6.2%	-11.9%
Drug Crime	--	--	--	--	--	--
Total (Violent, Property & Drug)	35.0%	25.0%	-10.0%	45.2%	25.0%	-20.2%



Data contained within this report is dynamic in nature and numbers will change over time as the Ontario Provincial Police continue to investigate and solve crime.

Data Utilized

- Major Crimes
- Niche RMS All Offence Level Business Intelligence Cube

Detachment: 6C - HALDIMAND COUNTY

Location code(s): 6C00 - HALDIMAND COUNTY, 6C01 - HALDIMAND COUNTY (Haldimand (MI)) (Inactive), 6C70 - [NEW CREDIT] MISSISSAUGAS OF THE NEW CREDIT FN, 6C71 - SIX NATIONS OF THE GRAND RIVER TERRITORY FN

Area code(s): 6324 - Caledonia

Data source date:
2022/04/02

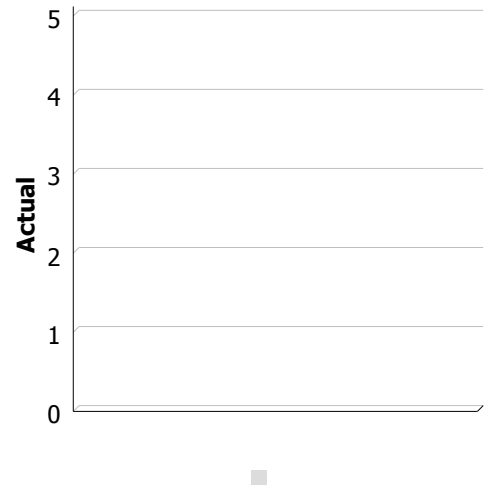
Report Generated by:
Clark, Paul

Report Generated on:
Apr 13, 2022 8:03:30 AM
PP-CSC-Operational Planning-4300

Police Services Board Report for Cayuga
Records Management System
March - 2022

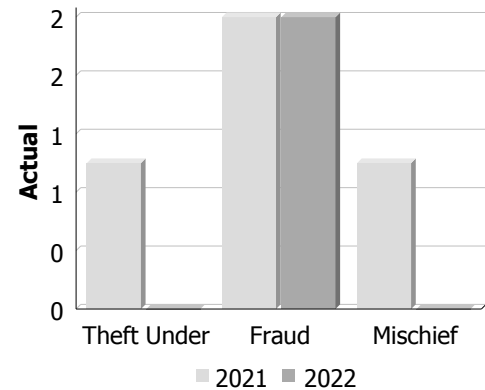
Violent Crime

Actual	March			Year to Date - March		
	2021	2022	% Change	2021	2022	% Change
Murder	0	0	--	0	0	--
Other Offences Causing Death	0	0	--	0	0	--
Attempted Murder	0	0	--	0	0	--
Sexual Assault	0	0	--	1	0	-100.0%
Assault	0	0	--	0	2	--
Abduction	0	0	--	0	0	--
Robbery	0	0	--	0	0	--
Other Crimes Against a Person	0	0	--	1	0	-100.0%
Total	0	0	--	2	2	0.0%



Property Crime

Actual	March			Year to Date - March		
	2021	2022	% Change	2021	2022	% Change
Arson	0	0	--	0	0	--
Break & Enter	0	0	--	0	1	--
Theft Over	0	0	--	0	0	--
Theft Under	1	0	-100.0%	4	1	-75.0%
Have Stolen Goods	0	0	--	0	0	--
Fraud	2	2	0.0%	2	3	50.0%
Mischief	1	0	-100.0%	1	0	-100.0%
Total	4	2	-50.0%	7	5	-28.6%



Drug Crime

Actual	March			Year to Date - March		
	2021	2022	% Change	2021	2022	% Change
Possession	0	0	--	1	0	-100.0%
Trafficking	0	0	--	0	0	--
Importation and Production	0	0	--	0	0	--
Total	0	0	--	1	0	-100.0%



Detachment: 6C - HALDIMAND COUNTY

Location code(s): 6C00 - HALDIMAND COUNTY, 6C01 - HALDIMAND COUNTY (Haldimand (MI)) (Inactive), 6C70 - [NEW CREDIT] MISSISSAUGAS OF THE NEW CREDIT FN, 6C71 - SIX NATIONS OF THE GRAND RIVER TERRITORY FN

Area code(s): 6326 - Cayuga

Data source date:

2022/04/02

Report Generated by:

Clark, Paul

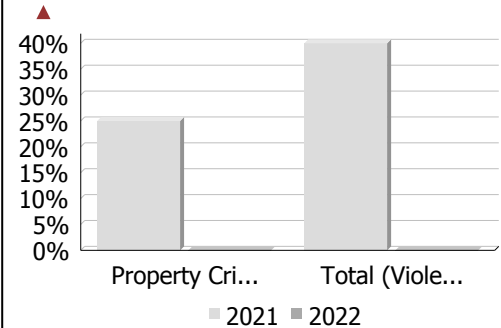
Report Generated on:

Apr 13, 2022 8:04:38 AM

PP-CSC-Operational Planning-4300

Police Services Board Report for Cayuga
Records Management System
March - 2022

Clearance Rate						
Clearance Rate	March			Year to Date - March		
	2021	2022	Difference	2021	2022	Difference
Violent Crime	--	--	--	100.0%	100.0%	0.0%
Property Crime	25.0%	0.0%	-25.0%	14.3%	0.0%	-14.3%
Drug Crime	--	--	--	100.0%	--	--
Total (Violent, Property & Drug)	40.0%	0.0%	-40.0%	45.4%	28.6%	-16.9%



Data contained within this report is dynamic in nature and numbers will change over time as the Ontario Provincial Police continue to investigate and solve crime.

Data Utilized

- Major Crimes
- Niche RMS All Offence Level Business Intelligence Cube

Detachment: 6C - HALDIMAND COUNTY

Location code(s): 6C00 - HALDIMAND COUNTY, 6C01 - HALDIMAND COUNTY (Haldimand (MI)) (Inactive), 6C70 - [NEW CREDIT] MISSISSAUGAS OF THE NEW CREDIT FN, 6C71 - SIX NATIONS OF THE GRAND RIVER TERRITORY FN

Area code(s): 6326 - Cayuga

Data source date:

2022/04/02

Report Generated by:

Clark, Paul

Report Generated on:

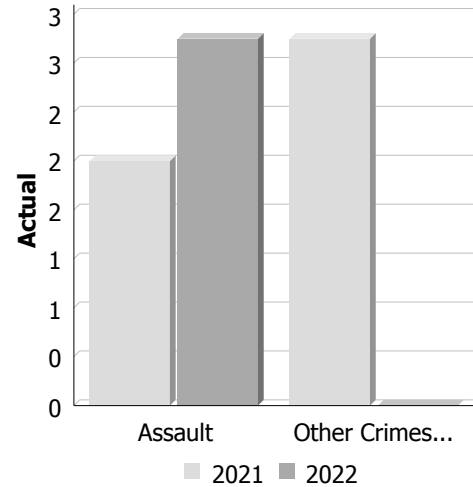
Apr 13, 2022 8:04:38 AM

PP-CSC-Operational Planning-4300

Police Services Board Report for Dunnville
Records Management System
March - 2022

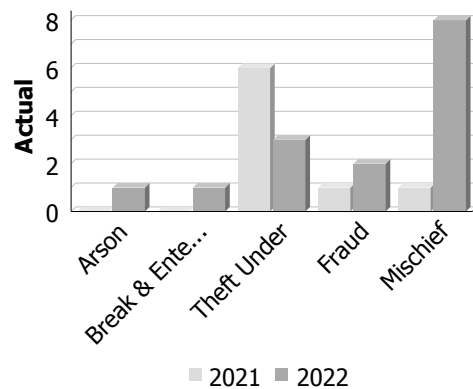
Violent Crime

Actual	March			Year to Date - March		
	2021	2022	% Change	2021	2022	% Change
Murder	0	0	--	0	0	--
Other Offences Causing Death	0	0	--	0	0	--
Attempted Murder	0	0	--	0	0	--
Sexual Assault	0	0	--	2	1	-50.0%
Assault	2	3	50.0%	6	5	-16.7%
Abduction	0	0	--	0	0	--
Robbery	0	0	--	0	0	--
Other Crimes Against a Person	3	0	-100.0%	6	2	-66.7%
Total	5	3	-40.0%	14	8	-42.9%



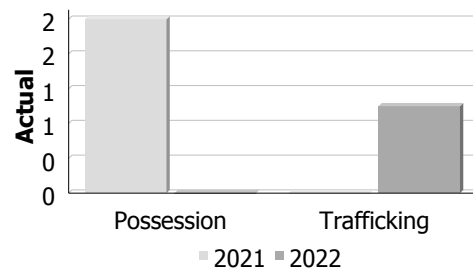
Property Crime

Actual	March			Year to Date - March		
	2021	2022	% Change	2021	2022	% Change
Arson	0	1	--	0	1	--
Break & Enter	0	1	--	3	2	-33.3%
Theft Over	0	0	--	2	1	-50.0%
Theft Under	6	3	-50.0%	24	11	-54.2%
Have Stolen Goods	0	0	--	0	1	--
Fraud	1	2	100.0%	8	6	-25.0%
Mischief	1	8	700.0%	7	12	71.4%
Total	8	15	87.5%	44	34	-22.7%



Drug Crime

Actual	March			Year to Date - March		
	2021	2022	% Change	2021	2022	% Change
Possession	2	0	-100.0%	3	0	-100.0%
Trafficking	0	1	--	0	3	--
Importation and Production	0	0	--	0	0	--
Total	2	1	-50.0%	3	3	0.0%



Detachment: 6C - HALDIMAND COUNTY

Location code(s): 6C00 - HALDIMAND COUNTY, 6C01 - HALDIMAND COUNTY (Haldimand (MI)) (Inactive), 6C70 - [NEW CREDIT] MISSISSAUGAS OF THE NEW CREDIT FN, 6C71 - SIX NATIONS OF THE GRAND RIVER TERRITORY FN

Area code(s): 6328 - Dunnville

Data source date:

2022/04/02

Report Generated by:

Clark, Paul

Report Generated on:

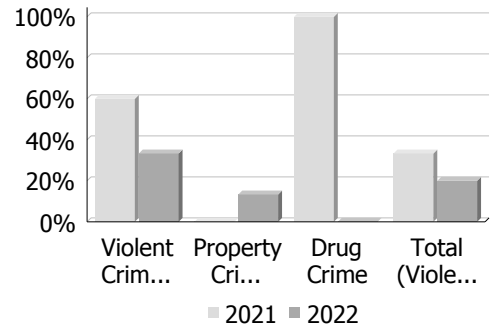
Apr 13, 2022 8:05:36 AM

PP-CSC-Operational Planning-4300

Police Services Board Report for Dunnville
Records Management System
March - 2022

Clearance Rate

Clearance Rate	March			Year to Date - March		
	2021	2022	Difference	2021	2022	Difference
Violent Crime	60.0%	33.3%	-26.7%	71.4%	50.0%	-21.4%
Property Crime	0.0%	13.3%	13.3%	11.4%	11.8%	0.4%
Drug Crime	100.0%	0.0%	-100.0%	66.7%	33.3%	-33.3%
Total (Violent, Property & Drug)	33.3%	20.0%	-13.3%	27.9%	23.4%	-4.5%



Data contained within this report is dynamic in nature and numbers will change over time as the Ontario Provincial Police continue to investigate and solve crime.

Data Utilized

- Major Crimes
- Niche RMS All Offence Level Business Intelligence Cube

Detachment: 6C - HALDIMAND COUNTY

Location code(s): 6C00 - HALDIMAND COUNTY, 6C01 - HALDIMAND COUNTY (Haldimand (MI)) (Inactive), 6C70 - [NEW CREDIT] MISSISSAUGAS OF THE NEW CREDIT FN, 6C71 - SIX NATIONS OF THE GRAND RIVER TERRITORY FN

Area code(s): 6328 - Dunnville

Data source date:
2022/04/02

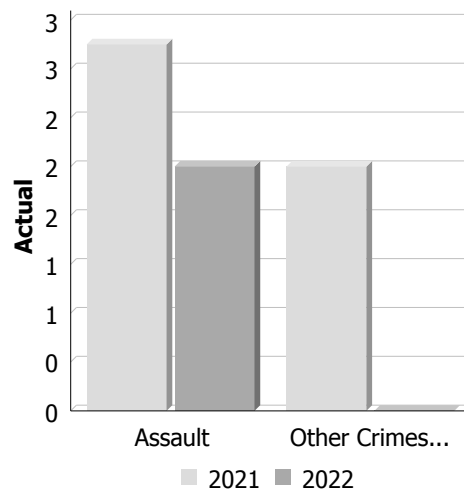
Report Generated by:
Clark, Paul

Report Generated on:
Apr 13, 2022 8:05:36 AM
PP-CSC-Operational Planning-4300

Police Services Board Report for Hagersville
Records Management System
March - 2022

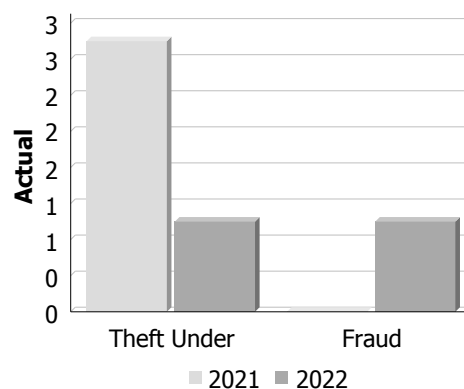
Violent Crime

Actual	March			Year to Date - March		
	2021	2022	% Change	2021	2022	% Change
Murder	0	0	--	0	0	--
Other Offences Causing Death	0	0	--	0	0	--
Attempted Murder	0	0	--	0	0	--
Sexual Assault	0	0	--	1	0	-100.0%
Assault	3	2	-33.3%	5	3	-40.0%
Abduction	0	0	--	0	0	--
Robbery	0	0	--	0	0	--
Other Crimes Against a Person	2	0	-100.0%	3	0	-100.0%
Total	5	2	-60.0%	9	3	-66.7%



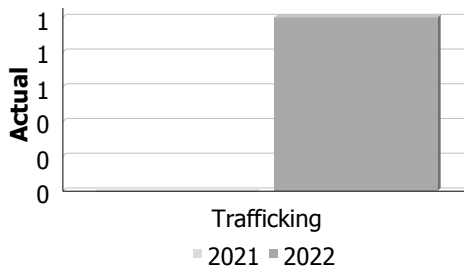
Property Crime

Actual	March			Year to Date - March		
	2021	2022	% Change	2021	2022	% Change
Arson	0	0	--	0	0	--
Break & Enter	0	0	--	0	0	--
Theft Over	0	0	--	2	2	0.0%
Theft Under	3	1	-66.7%	9	6	-33.3%
Have Stolen Goods	0	0	--	0	2	--
Fraud	0	1	--	4	3	-25.0%
Mischief	0	0	--	8	1	-87.5%
Total	3	2	-33.3%	23	14	-39.1%



Drug Crime

Actual	March			Year to Date - March		
	2021	2022	% Change	2021	2022	% Change
Possession	0	0	--	1	0	-100.0%
Trafficking	0	1	--	0	1	--
Importation and Production	0	0	--	0	0	--
Total	0	1	--	1	1	0.0%



Detachment: 6C - HALDIMAND COUNTY

Location code(s): 6C00 - HALDIMAND COUNTY, 6C01 - HALDIMAND COUNTY (Haldimand (MI)) (Inactive), 6C70 - [NEW CREDIT] MISSISSAUGAS OF THE NEW CREDIT FN, 6C71 - SIX NATIONS OF THE GRAND RIVER TERRITORY FN

Area code(s): 6320 - Hagersville

Data source date:
2022/04/02

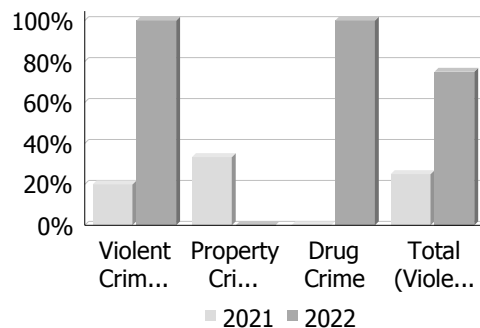
Report Generated by:
Clark, Paul

Report Generated on:
Apr 13, 2022 8:06:39 AM
PP-CSC-Operational Planning-4300

Police Services Board Report for Hagersville
Records Management System
March - 2022

Clearance Rate

Clearance Rate	March			Year to Date - March		
	2021	2022	Difference	2021	2022	Difference
Violent Crime	20.0%	100.0%	80.0%	33.3%	100.0%	66.7%
Property Crime	33.3%	0.0%	-33.3%	4.4%	14.3%	9.9%
Drug Crime	--	100.0%	--	100.0%	100.0%	0.0%
Total (Violent, Property & Drug)	25.0%	75.0%	50.0%	15.2%	42.9%	27.7%



Data contained within this report is dynamic in nature and numbers will change over time as the Ontario Provincial Police continue to investigate and solve crime.

Data Utilized

- Major Crimes
- Niche RMS All Offence Level Business Intelligence Cube

Detachment: 6C - HALDIMAND COUNTY

Location code(s): 6C00 - HALDIMAND COUNTY, 6C01 - HALDIMAND COUNTY (Haldimand (MI)) (Inactive), 6C70 - [NEW CREDIT] MISSISSAUGAS OF THE NEW CREDIT FN, 6C71 - SIX NATIONS OF THE GRAND RIVER TERRITORY FN

Area code(s): 6320 - Hagersville

Data source date:
2022/04/02

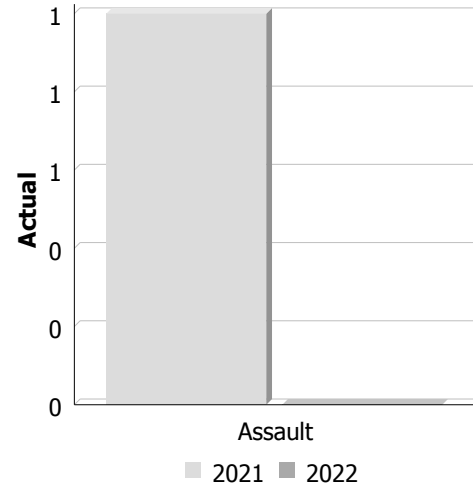
Report Generated by:
Clark, Paul

Report Generated on:
Apr 13, 2022 8:06:39 AM
PP-CSC-Operational Planning-4300

Police Services Board Report for Jarvis
Records Management System
March - 2022

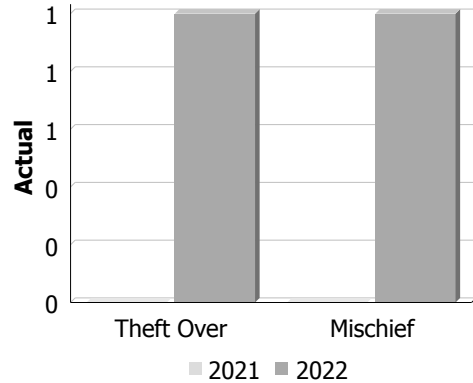
Violent Crime

Actual	March			Year to Date - March		
	2021	2022	% Change	2021	2022	% Change
Murder	0	0	--	0	0	--
Other Offences Causing Death	0	0	--	0	0	--
Attempted Murder	0	0	--	0	0	--
Sexual Assault	0	0	--	0	0	--
Assault	1	0	-100.0%	1	1	0.0%
Abduction	0	0	--	0	0	--
Robbery	0	0	--	0	0	--
Other Crimes Against a Person	0	0	--	0	0	--
Total	1	0	-100.0%	1	1	0.0%



Property Crime

Actual	March			Year to Date - March		
	2021	2022	% Change	2021	2022	% Change
Arson	0	0	--	0	0	--
Break & Enter	0	0	--	0	0	--
Theft Over	0	1	--	1	2	100.0%
Theft Under	0	0	--	0	0	--
Have Stolen Goods	0	0	--	0	0	--
Fraud	0	0	--	2	0	-100.0%
Mischief	0	1	--	0	2	--
Total	0	2	--	3	4	33.3%



Drug Crime

Actual	March			Year to Date - March		
	2021	2022	% Change	2021	2022	% Change
Possession	0	0	--	0	0	--
Trafficking	0	0	--	0	0	--
Importation and Production	0	0	--	0	0	--
Total	0	0	--	0	0	--



Detachment: 6C - HALDIMAND COUNTY

Location code(s): 6C00 - HALDIMAND COUNTY, 6C01 - HALDIMAND COUNTY (Haldimand (MI)) (Inactive), 6C70 - [NEW CREDIT] MISSISSAUGAS OF THE NEW CREDIT FN, 6C71 - SIX NATIONS OF THE GRAND RIVER TERRITORY FN

Area code(s): 6322 - Jarvis

Data source date:

2022/04/02

Report Generated by:

Clark, Paul

Report Generated on:

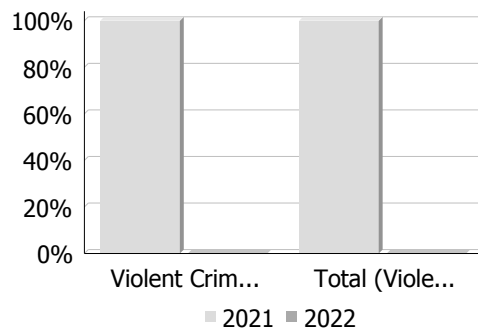
Apr 13, 2022 8:07:39 AM

PP-CSC-Operational Planning-4300

Police Services Board Report for Jarvis
Records Management System
March - 2022

Clearance Rate

Clearance Rate	March			Year to Date - March		
	2021	2022	Difference	2021	2022	Difference
Violent Crime	100.0%	--	--	100.0%	100.0%	0.0%
Property Crime	--	0.0%	--	0.0%	0.0%	0.0%
Drug Crime	--	--	--	--	--	--
Total (Violent, Property & Drug)	100.0%	0.0%	-100.0%	25.0%	20.0%	-5.0%



Data contained within this report is dynamic in nature and numbers will change over time as the Ontario Provincial Police continue to investigate and solve crime.

Data Utilized

- Major Crimes
- Niche RMS All Offence Level Business Intelligence Cube

Detachment: 6C - HALDIMAND COUNTY

Location code(s): 6C00 - HALDIMAND COUNTY, 6C01 - HALDIMAND COUNTY (Haldimand (MI)) (Inactive), 6C70 - [NEW CREDIT] MISSISSAUGAS OF THE NEW CREDIT FN, 6C71 - SIX NATIONS OF THE GRAND RIVER TERRITORY FN

Area code(s): 6322 - Jarvis

Data source date:

2022/04/02

Report Generated by:

Clark, Paul

Report Generated on:

Apr 13, 2022 8:07:39 AM

PP-CSC-Operational Planning-4300



Calls For Service (CFS) Billing Summary Report

Haldimand County March - 2022

Billing Categories (Billing categories below do not match traditional crime groupings)		2022				2021			
		March	Year to Date	Time Standard	Year To Date Weighted Hours	March	Year to Date	Time Standard	Year To Date Weighted Hours
Violent Criminal Code	Aggravated Sexual Assault	0	1	16.1	16.1	0	0		0.0
	Sexual Assault With a Weapon	0	0		0.0	0	1	16.1	16.1
	Sexual Assault	0	1	16.1	16.1	2	7	16.1	112.7
	Sexual Interference	0	1	16.1	16.1	0	0		0.0
	Assault With Weapon or Causing Bodily Harm- Level 2	0	3	16.1	48.3	5	9	16.1	144.9
	Assault-Level 1	0	6	16.1	96.6	3	17	16.1	273.7
	Other Assaults / Admin Noxious thing	0	0		0.0	1	1	16.1	16.1
	Robbery - Pursesnatch With Violence	0	0		0.0	0	1	16.1	16.1
	Robbery - Other	0	1	16.1	16.1	0	0		0.0
	Criminal Harassment	0	3	16.1	48.3	3	8	16.1	128.8
	Indecent/Harassing Communications	0	1	16.1	16.1	2	2	16.1	32.2
	Utter Threats -Master code	0	0		0.0	1	2	16.1	32.2
	Utter Threats to Person	0	3	16.1	48.3	6	18	16.1	289.8
	Utter Threats to Person - Police Officer	0	0		0.0	1	1	16.1	16.1
	Total	0	20	16.1	322.0	24	67	16.1	1,078.7
Property Crime Violations	Break & Enter	0	4	6.5	26.0	5	10	6.5	65.0
	Theft Over - Trailers	0	0		0.0	1	2	6.5	13.0
	Theft Over - Other Theft	0	0		0.0	0	1	6.5	6.5
	Theft of - Mail	0	0		0.0	0	1	6.5	6.5
	Theft FROM Motor Vehicle Over \$5,000	0	0		0.0	0	1	6.5	6.5
	Theft of Motor Vehicle	0	3	6.5	19.5	5	7	6.5	45.5
	Theft of - Automobile	0	0		0.0	0	1	6.5	6.5
	Theft of - Trucks	0	3	6.5	19.5	0	4	6.5	26.0
	Theft of - Snow Vehicles	0	0		0.0	0	1	6.5	6.5
	Theft of - All Terrain Vehicles	0	0		0.0	0	4	6.5	26.0
	Theft Under -master code	0	1	6.5	6.5	0	1	6.5	6.5
	Theft Under - Construction Site	0	1	6.5	6.5	0	0		0.0
	Theft under - Bicycles	0	0		0.0	0	1	6.5	6.5
	Theft under - Persons	0	1	6.5	6.5	0	0		0.0
	Theft under - Trailers	0	0		0.0	0	1	6.5	6.5
	Theft under - Other Theft	0	9	6.5	58.5	8	15	6.5	97.5
	Theft Under - Gasoline Drive-off	0	2	6.5	13.0	3	13	6.5	84.5



Calls For Service (CFS) Billing Summary Report

Haldimand County March - 2022

Billing Categories <i>(Billing categories below do not match traditional crime groupings)</i>		2022				2021			
		March	Year to Date	Time Standard	Year To Date Weighted Hours	March	Year to Date	Time Standard	Year To Date Weighted Hours
Property Crime Violations	Theft FROM Motor Vehicle Under \$5,000	0	2	6.5	13.0	3	13	6.5	84.5
	Theft Under \$5,000 [SHOPLIFTING]	0	4	6.5	26.0	4	13	6.5	84.5
	Possession of Stolen Goods over \$5,000	0	1	6.5	6.5	1	6	6.5	39.0
	Possession of Stolen Goods under \$5,000	0	2	6.5	13.0	0	2	6.5	13.0
	Fraud -Master code	0	3	6.5	19.5	0	4	6.5	26.0
	Fraud - Steal/Forge/Poss./Use Credit Card	0	2	6.5	13.0	1	4	6.5	26.0
	Fraud - False Pretence < = \$5,000	0	0		0.0	1	2	6.5	13.0
	Fraud - Forgery & Uttering	0	1	6.5	6.5	0	0		0.0
	Fraud -Money/property/ security > \$5,000	0	0		0.0	0	1	6.5	6.5
	Fraud -Money/property/ security <= \$5,000	0	4	6.5	26.0	4	10	6.5	65.0
	Fraud - Transportation	0	1	6.5	6.5	0	0		0.0
	Fraud - Other	0	6	6.5	39.0	4	16	6.5	104.0
	Identity Fraud	0	0		0.0	1	1	6.5	6.5
	Mischief - master code	0	11	6.5	71.5	9	28	6.5	182.0
	Mischief [Graffiti - Non Gang Related]	0	1	6.5	6.5	0	1	6.5	6.5
	Mischief with Data	0	0		0.0	1	1	6.5	6.5
	Willful act/omission likely to cause mischief	0	0		0.0	1	1	6.5	6.5
	Interfere with lawful use, enjoyment of property	0	0		0.0	0	1	6.5	6.5
	Property Damage	0	4	6.5	26.0	2	7	6.5	45.5
	Total	0	66	6.5	429.0	54	174	6.5	1,131.0
Other Criminal Code Violations (Excluding traffic)	Offensive Weapons-Possession of Weapons	0	0		0.0	0	1	7.7	7.7
	Offensive Weapons-Other Weapons Offences	0	0		0.0	0	1	7.7	7.7
	Bail Violations -Master code	0	0		0.0	1	1	7.7	7.7
	Bail Violations - Fail To Comply	0	7	7.7	53.9	2	13	7.7	100.1
	Bail Violations - Others	0	1	7.7	7.7	0	2	7.7	15.4
	Possession Of Counterfeit Money	0	0		0.0	0	1	7.7	7.7
	Uttering Counterfeit Money	0	0		0.0	1	1	7.7	7.7
	Counterfeit Money - Others	0	0		0.0	2	3	7.7	23.1



Calls For Service (CFS) Billing Summary Report

Haldimand County March - 2022

Billing Categories <i>(Billing categories below do not match traditional crime groupings)</i>		2022				2021			
		March	Year to Date	Time Standard	Year To Date Weighted Hours	March	Year to Date	Time Standard	Year To Date Weighted Hours
Other Criminal Code Violations (Excluding traffic)	Disturb the Peace	0	1	7.7	7.7	3	9	7.7	69.3
	Indecent acts -Master code	0	1	7.7	7.7	0	0		0.0
	Obstruct Public Peace Officer	0	1	7.7	7.7	1	1	7.7	7.7
	Trespass at Night	0	0		0.0	0	1	7.7	7.7
	Breach of Probation	0	1	7.7	7.7	2	7	7.7	53.9
	Disobey court order/Misconduct executing process	0	0		0.0	1	9	7.7	69.3
	Contraband Tobacco	0	1	7.7	7.7	0	0		0.0
	Common nuisance	0	0		0.0	0	1	7.7	7.7
	Interception/disclosure of communication	0	0		0.0	0	1	7.7	7.7
	Utter Threats to damage property	0	0		0.0	0	1	7.7	7.7
	Animals - Cruelty	0	0		0.0	1	1	7.7	7.7
	Offences Related to Currency	0	0		0.0	0	1	7.7	7.7
	Total	0	13	7.7	100.1	14	55	7.7	423.5
Drug Possession	Possession Heroin	0	0		0.0	1	1	7.0	7.0
	Possession Cocaine	0	0		0.0	2	2	7.0	14.0
	Possession Other Controlled Drugs and Substance Act	0	0		0.0	0	2	7.0	14.0
	Possession - Methamphetamine (Crystal Meth)	0	0		0.0	0	1	7.0	7.0
	Drug related occurrence	0	3	7.0	21.0	3	12	7.0	84.0
	Total	0	3	7.0	21.0	6	18	7.0	126.0
Drugs	Trafficking Other Controlled Drugs and Substance Act	0	2	55.1	110.2	0	0		0.0
	Total	0	2	55.1	110.2	0	0		0.0
Statutes & Acts	Landlord/Tenant	0	12	3.4	40.8	19	30	3.4	102.0
	Mental Health Act	0	20	3.4	68.0	7	28	3.4	95.2
	Mental Health Act - No contact with Police	0	2	3.4	6.8	1	1	3.4	3.4
	Mental Health Act - Attempt Suicide	0	1	3.4	3.4	4	7	3.4	23.8
	Mental Health Act - Threat of Suicide	0	11	3.4	37.4	8	21	3.4	71.4
	Mental Health Act - Voluntary Transport	0	5	3.4	17.0	1	10	3.4	34.0
	Mental Health Act - Placed on Form	0	4	3.4	13.6	2	5	3.4	17.0



Calls For Service (CFS) Billing Summary Report

Haldimand County March - 2022

Billing Categories <i>(Billing categories below do not match traditional crime groupings)</i>		2022				2021			
		March	Year to Date	Time Standard	Year To Date Weighted Hours	March	Year to Date	Time Standard	Year To Date Weighted Hours
Statutes & Acts	Mental Health Act - Apprehension	0	2	3.4	6.8	5	8	3.4	27.2
	Trespass To Property Act	0	10	3.4	34.0	7	40	3.4	136.0
	Total	0	67	3.4	227.8	54	150	3.4	510.0
Operational	Animal -Master code	0	2	3.7	7.4	0	1	3.7	3.7
	Animal - Left in Vehicle	0	0		0.0	1	1	3.7	3.7
	Animal Rabid	0	1	3.7	3.7	0	0		0.0
	Animal Bite	0	1	3.7	3.7	0	0		0.0
	Animal Stray	0	1	3.7	3.7	1	11	3.7	40.7
	Animal Injured	0	5	3.7	18.5	2	5	3.7	18.5
	Animal - Other	0	0		0.0	1	2	3.7	7.4
	Domestic Disturbance	0	58	3.7	214.6	23	69	3.7	255.3
	Suspicious Person	0	14	3.7	51.8	28	72	3.7	266.4
	Phone -Master code	0	0		0.0	0	1	3.7	3.7
	Phone -Nuisance - No Charges Laid	0	1	3.7	3.7	3	6	3.7	22.2
	Phone -Threatening - No Charges Laid	0	1	3.7	3.7	0	2	3.7	7.4
	Phone -Other - No Charges Laid	0	0		0.0	0	1	3.7	3.7
	Text- related Incident (Texting)	0	0		0.0	0	1	3.7	3.7
	Fire - Building	0	9	3.7	33.3	4	7	3.7	25.9
	Fire - Vehicle	0	3	3.7	11.1	5	7	3.7	25.9
	Fire - Other	0	0		0.0	3	3	3.7	11.1
	Insecure Condition -Master code	0	3	3.7	11.1	0	1	3.7	3.7
	Insecure Condition - Building	0	1	3.7	3.7	0	1	3.7	3.7
	Missing Person -Master code	0	0		0.0	0	1	3.7	3.7
	Missing Person under 12	0	1	3.7	3.7	0	1	3.7	3.7
	Missing Person 12 & older	0	4	3.7	14.8	2	3	3.7	11.1
	Missing Person Located Under 12	0	0		0.0	2	2	3.7	7.4
	Missing Person Located 12 & older	0	5	3.7	18.5	0	3	3.7	11.1
	Noise Complaint -Master code	0	8	3.7	29.6	11	27	3.7	99.9
	Noise Complaint - Residence	0	0		0.0	1	4	3.7	14.8
	Noise Complaint - Animal	0	3	3.7	11.1	1	4	3.7	14.8
	Accident - non-MVC - Master code	0	0		0.0	1	1	3.7	3.7



Calls For Service (CFS) Billing Summary Report

Haldimand County March - 2022

Billing Categories (Billing categories below do not match traditional crime groupings)		2022				2021			
		March	Year to Date	Time Standard	Year To Date Weighted Hours	March	Year to Date	Time Standard	Year To Date Weighted Hours
Operational	Accident - non-MVC - Industrial	0	0		0.0	0	1	3.7	3.7
	Accident - non-MVC - Commercial	0	0		0.0	0	1	3.7	3.7
	Found Property -Master code	0	13	3.7	48.1	3	7	3.7	25.9
	Found-Personal Accessories	0	0		0.0	0	2	3.7	7.4
	Found-Household Property	0	0		0.0	0	2	3.7	7.4
	Found-Radio,TV,Sound-Reprod. Equip.	0	0		0.0	0	1	3.7	3.7
	Found-Others	0	0		0.0	0	1	3.7	3.7
	Lost Property -Master code	0	3	3.7	11.1	2	4	3.7	14.8
	Lost License Plate	0	0		0.0	0	1	3.7	3.7
	Lost-Personal Accessories	0	2	3.7	7.4	1	1	3.7	3.7
	Lost-Household Property	0	0		0.0	1	1	3.7	3.7
	Lost-Radio,TV,Sound-Reprod. Equip.	0	1	3.7	3.7	0	1	3.7	3.7
	Lost-Sporting Goods, Hobby Equip.	0	1	3.7	3.7	0	0		0.0
	Lost - Gun	0	0		0.0	0	1	3.7	3.7
	Lost-Others	0	0		0.0	1	2	3.7	7.4
	Sudden Death -master code	0	1	3.7	3.7	0	0		0.0
	Sudden Death - Suicide	0	1	3.7	3.7	0	2	3.7	7.4
	Sudden Death - Natural Causes	0	9	3.7	33.3	4	8	3.7	29.6
	Sudden Death - Others	0	4	3.7	14.8	0	2	3.7	7.4
	Sudden Death - Apparent Overdose-Overdose	0	1	3.7	3.7	0	1	3.7	3.7
	Suspicious Vehicle	0	23	3.7	85.1	21	51	3.7	188.7
	Trouble with Youth	0	6	3.7	22.2	8	17	3.7	62.9
	Vehicle Recovered - Master code	0	0		0.0	0	1	3.7	3.7
	Vehicle Recovered - Automobile	0	1	3.7	3.7	2	5	3.7	18.5
	Vehicle Recovered - Trucks	0	1	3.7	3.7	1	4	3.7	14.8
	Vehicle Recovered - Farm Vehicles	0	0		0.0	0	1	3.7	3.7
	Vehicle Recovered - Other	0	0		0.0	0	1	3.7	3.7
	Unwanted Persons	0	9	3.7	33.3	8	19	3.7	70.3
	Neighbour Dispute	0	13	3.7	48.1	21	53	3.7	196.1
	By-Law -Master code	0	0		0.0	0	2	3.7	7.4



Calls For Service (CFS) Billing Summary Report

Haldimand County March - 2022

Billing Categories (Billing categories below do not match traditional crime groupings)		2022				2021			
		March	Year to Date	Time Standard	Year To Date Weighted Hours	March	Year to Date	Time Standard	Year To Date Weighted Hours
Operational	Other Municipal By-Laws	0	2	3.7	7.4	4	14	3.7	51.8
	Traffic By-Law	0	5	3.7	18.5	1	5	3.7	18.5
	Overdose/Suspected Overdose	0	0		0.0	0	1	3.7	3.7
	Overdose/Suspected Overdose - Opioid Related	0	0		0.0	1	1	3.7	3.7
	Assist Fire Department	0	2	3.7	7.4	1	3	3.7	11.1
	Assist Public	0	108	3.7	399.6	63	197	3.7	728.9
	Distressed/Overdue Motorist	0	0		0.0	1	2	3.7	7.4
	Compassionate Message	0	0		0.0	1	1	3.7	3.7
	Family Dispute	0	37	3.7	136.9	27	68	3.7	251.6
	Protest - Demonstration	0	4	3.7	14.8	0	0		0.0
	Total	0	368	3.7	1,361.6	261	722	3.7	2,671.4
Operational2	False Holdup Alarm-Accidental Trip	0	5	1.3	6.5	4	8	1.3	10.4
	False Alarm -Others	0	49	1.3	63.7	13	35	1.3	45.5
	False Alarm -Cancelled	0	0		0.0	0	1	1.3	1.3
	Keep the Peace	0	19	1.3	24.7	11	36	1.3	46.8
	911 call / 911 hang up	0	15	1.3	19.5	30	67	1.3	87.1
	911 hang up - Pocket Dial	0	0		0.0	1	2	1.3	2.6
	911 call - Dropped Cell	0	11	1.3	14.3	10	21	1.3	27.3
	Total	0	99	1.3	128.7	69	170	1.3	221.0
Traffic	MVC (MOTOR VEHICLE COLLISION) -Master code	0	1	3.5	3.5	0	0		0.0
	MVC - Personal Injury (MOTOR VEHICLE COLLISION)	0	7	3.5	24.5	4	7	3.5	24.5
	MVC - Prop. Dam. Non Reportable	0	26	3.5	91.0	11	39	3.5	136.5
	MVC - Prop. Dam. Reportable (MOTOR VEHICLE COLLISION)	0	64	3.5	224.0	22	69	3.5	241.5
	MVC - Prop. Dam. Failed to Remain (MOTOR VEHICLE COLLISION)	0	8	3.5	28.0	4	9	3.5	31.5
	MVC - Pers. Inj. Failed To Remain (MOTOR VEHICLE COLLISION)	0	1	3.5	3.5	0	0		0.0
	MVC - Fatal (MOTOR VEHICLE COLLISION)	0	1	3.5	3.5	1	1	3.5	3.5
	MVC - Others (MOTOR VEHICLE COLLISION)	0	0		0.0	0	1	3.5	3.5
	Total	0	108	3.5	378.0	42	126	3.5	441.0
Total		0	746		3,078.4	524	1,482		6,602.6



Calls For Service (CFS) Billing Summary Report

Haldimand County March - 2022

Billing Categories <i>(Billing categories below do not match traditional crime groupings)</i>	2022				2021			
	March	Year to Date	Time Standard	Year To Date Weighted Hours	March	Year to Date	Time Standard	Year To Date Weighted Hours
Violent Criminal Code	0	20	16.1	322.0	24	67	16.1	1,078.7
Property Crime Violations	0	66	6.5	429.0	54	174	6.5	1,131.0
Other Criminal Code Violations (Excluding traffic)	0	13	7.7	100.1	14	55	7.7	423.5
Drug Possession	0	3	7.0	21.0	6	18	7.0	126.0
Drugs	0	2	55.1	110.2	0	0		0.0
Statutes & Acts	0	67	3.4	227.8	54	150	3.4	510.0
Operational	0	368	3.7	1,361.6	261	722	3.7	2,671.4
Operational2	0	99	1.3	128.7	69	170	1.3	221.0
Traffic	0	108	3.5	378.0	42	126	3.5	441.0
Total	0	746		3,078.4	524	1,482		6,602.6