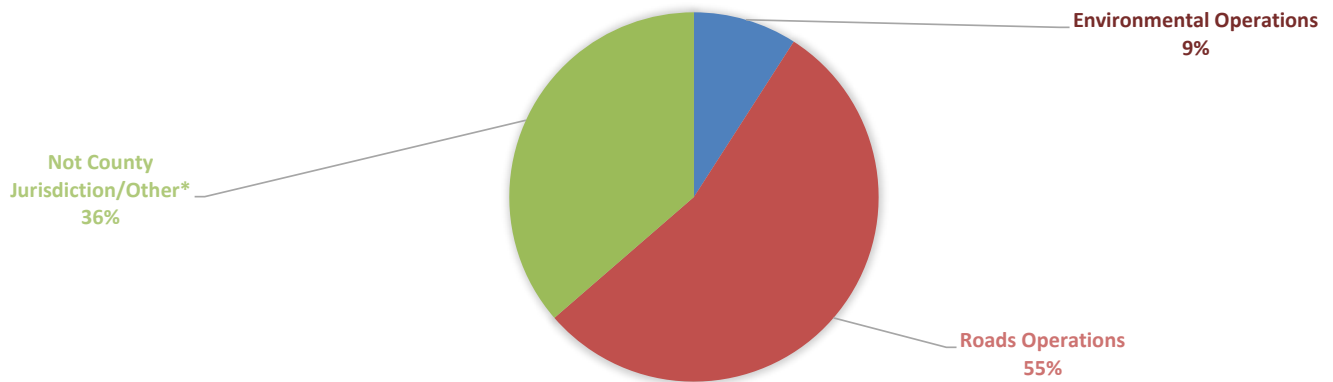
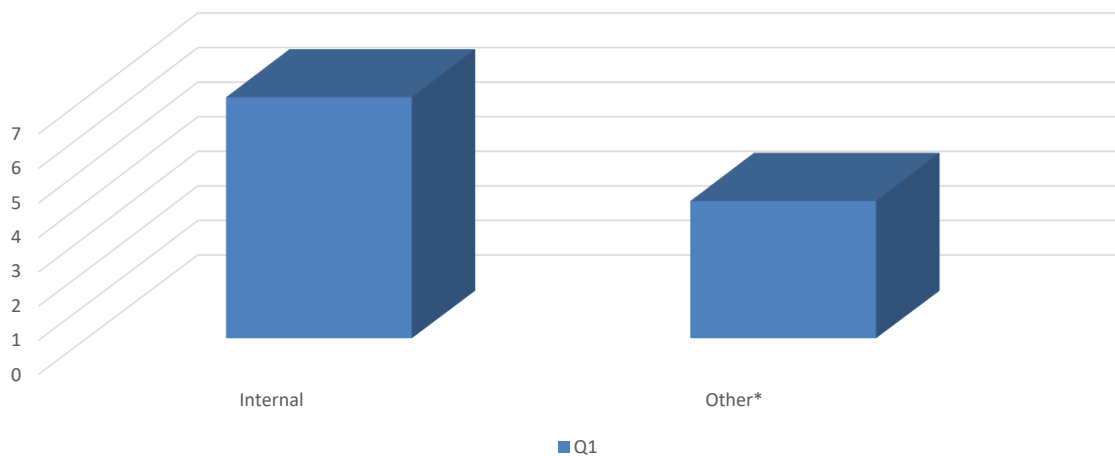


Haldimand County								
2022 - Q1 Claims Data - Total Claims against the County								
Dept./Division Affected	Q1	Q2	Q3	Q4	2019 Total	2020 Total	2021 Total	2022 YTD
Building & Municipal Enforcement					0	1	4	0
Comm. Dev. & Partnerships					1	0	0	0
Corporate & Social Services					0	0	1	0
Council & Mayor's Office					1	1	0	0
Economic Dev. & Tourism					0	0	0	0
Emergency Services					2	1	0	0
Engineering Services					2	1	0	0
Environmental Operations	1				8	2	9	1
Fac., Parks, Cemeteries & Forestry					10	7	4	0
Financial & Data Services					1	0	0	0
Fleet Operations					0	0	0	0
Grandview Lodge					1	0	0	0
Libraries					0	0	0	0
Roads Operations	6				19	18	15	6
Not County Jurisdiction/Other*	4				0	10	5	4
Total	11	0	0	0	45	41	38	11

2022 - YTD - DISTRIBUTION OF CLAIMS

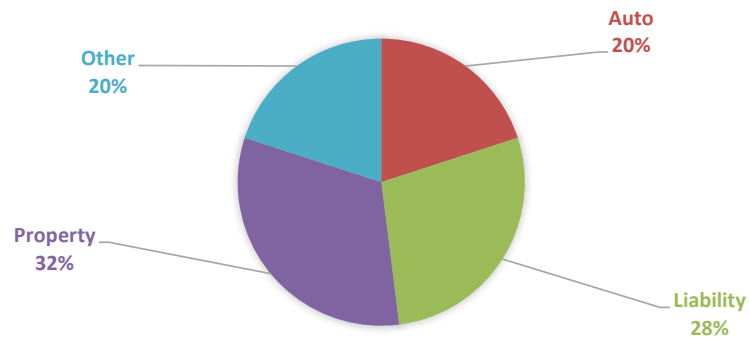
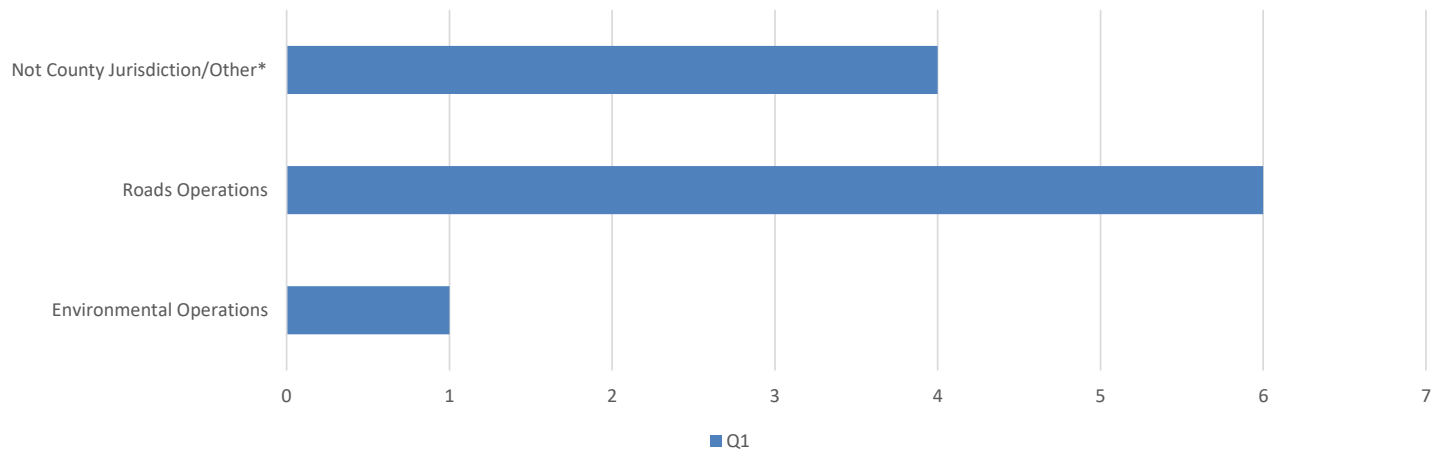


2022 - YTD - MANAGMENT OF CLAIMS



*Third Party/Contractor Responsibility

Data showing zero values have been removed from charts

2022 - YTD - INCIDENT TYPES**2022 - YTD - Total Claims Against the County**

Data showing zero values have been removed from charts