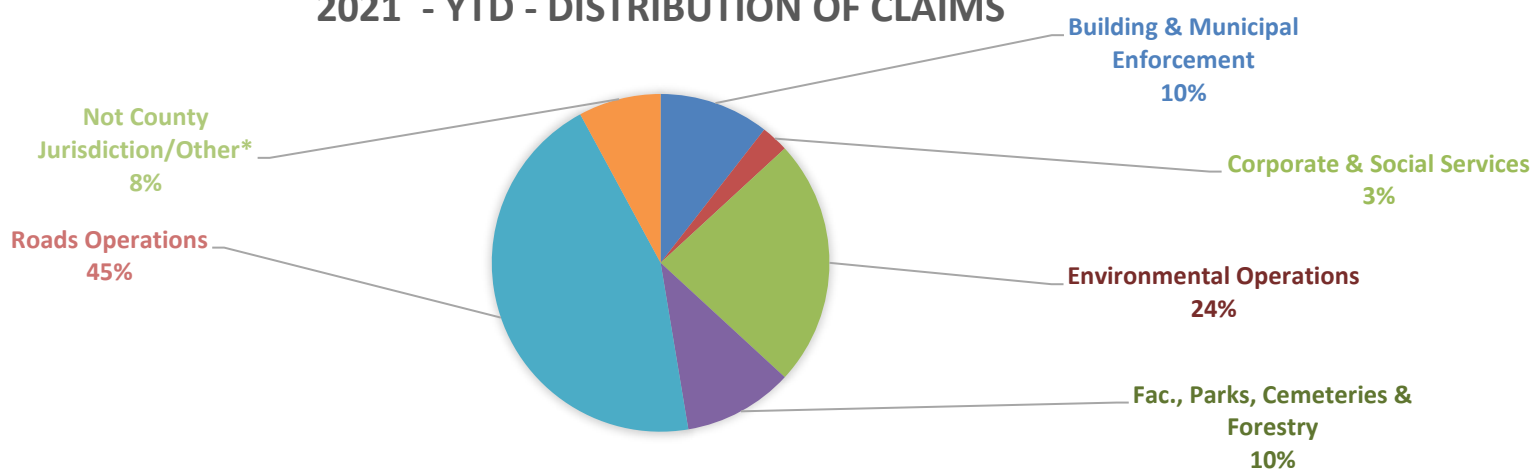
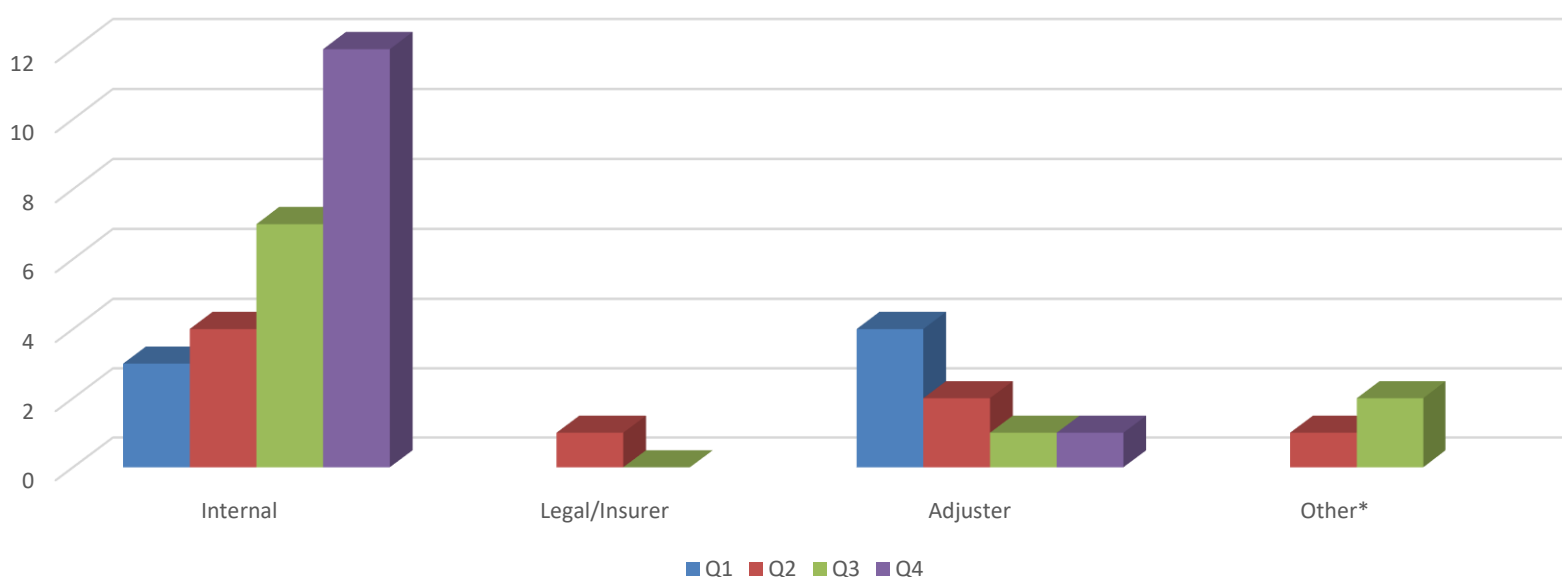


Haldimand County								
2021 - Q4 Claims Data - Total Claims against the County								
Dept./Division Affected	Q1	Q2	Q3	Q4	2018 YTD	2019 YTD	2020 YTD	2021 YTD
Building & Municipal Enforcement	0	1	1	2	6	0	1	4
Comm. Dev. & Partnerships	0	0	0	0	0	1	0	0
Corporate & Social Services	0	1	0	0	3	0	0	1
Council & Mayor's Office	0	0	0	0	0	1	1	0
Economic Dev. & Tourism	0	0	0	0	0	0	0	0
Emergency Services	0	0	0	0	0	2	1	0
Engineering Services	0	0	0	0	2	2	1	0
Environmental Operations	1	0	2	6	0	8	2	9
Fac., Parks, Cemeteries & Forestry	1	0	2	1	5	10	7	4
Financial & Data Services	0	0	0	0	1	1	0	0
Fleet Operations	0	0	0	0	0	0	0	0
Grandview Lodge	0	0	0	0	0	1	0	0
Libraries	0	0	0	0	0	0	0	0
Roads Operations	4	5	2	4	22	19	18	15
Not County Jurisdiction/Other*	1	1	3	0	0	0	10	5
<b>Total</b>	<b>7</b>	<b>8</b>	<b>10</b>	<b>13</b>	<b>39</b>	<b>45</b>	<b>41</b>	<b>38</b>

### 2021 - YTD - DISTRIBUTION OF CLAIMS

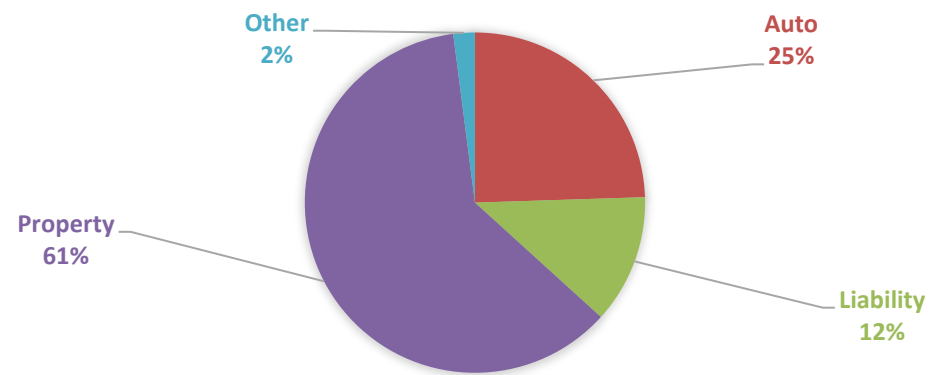
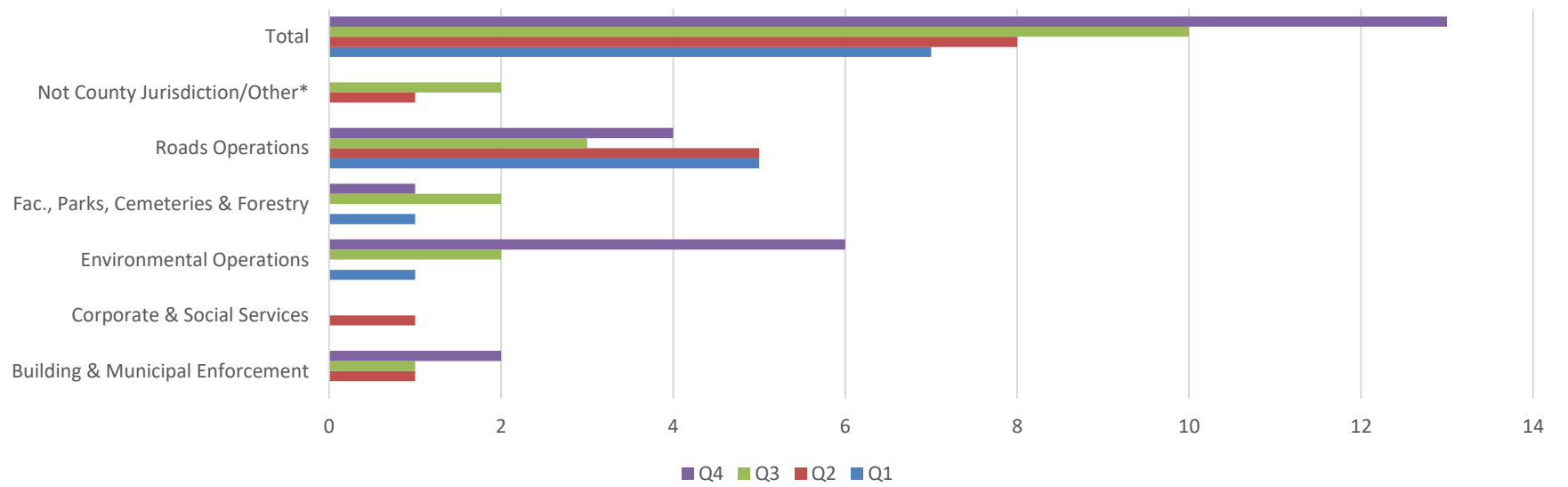


### 2021 - YTD - MANAGMENT OF CLAIMS



\*Third Party/Contractor Responsibility

Data showing zero values have been removed from charts

**2021 - YTD - INCIDENT TYPES****2021 - Total Claims Against the County Shown by Quarter**

*Data showing zero values have been removed from charts*