



HALDIMAND COUNTY O.P.P.

REPORT FOR THE POLICE SERVICES BOARD

DECEMBER 2021 STATISTICS

Please find enclosed our detachment's statistics for the month and other items of interest for the Board's information.

P. Carter, Inspector/Detachment Commander

- 1)** Crimestoppers - Summary of Activites
- 2)** Police Services Board Report (Statistical and Calls for Service Billing)

Summary of Activities – December 2021

Tip Activity

- There have been 554 anonymous tips received this year. (not including update calls (approx. 80/month) or admin calls (u/k)).

Statistics

Arrests
Narcotics Seized
Property Recovered
Charges Laid

Since Inception

2,220
\$45,185,436
\$5,765,620
6,648

Student Crime Stoppers

- Bursary packages have been sent to all high schools in both Haldimand and Norfolk Counties.
- Hagersville High School commencement where Regional Crime Stopper Bursary was given to Kurtis Chambers.

Promotions/Presentations/Meetings

- Participated in/presented to/met with/gave promotional items to: Hagersville Secondary School, Delhi Santa Parade and Waterford Santa Parade

Media Relations

- Conducted our usual media relations throughout the month (Crime of the Week, etc.).
- Continued writing script for East Link Cable / 92.9 The Grand re partnerships featuring unsolved crimes for Haldimand and Norfolk.

Fundraising

- Planning is underway for 2022 fundraising.

Provincially/Nationally / Internationally

- Crime Stoppers continues to partner with Ministry of Finance regarding illicit tobacco
- Crime Stoppers continues to partner with Ministry of Natural Resources & Forestry regarding illegal dumping on Crown land as well as poaching/illegal hunting.
- Crime Stoppers has partnered with RCMP, OPP and local Police Services with jurisdiction over Pearson International Airport to intake anonymous tip information on crimes within the airport i.e.: smuggling, human trafficking

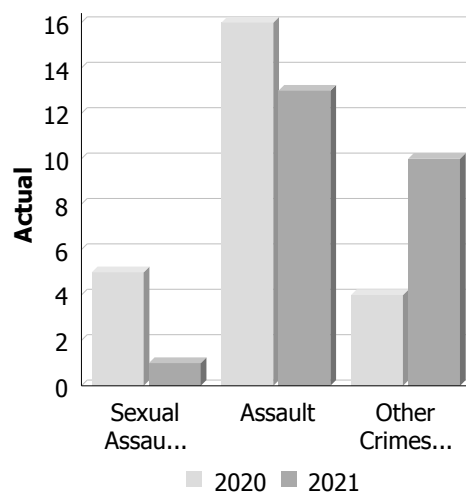
Other

- Board actively seeking new board members.
- Chairperson Neil Unwin resigned as President of Haldimand and Norfolk board of directors, currently Paul Laing is acting Chair.

Police Services Board Report for Haldimand County
Records Management System
December - 2021

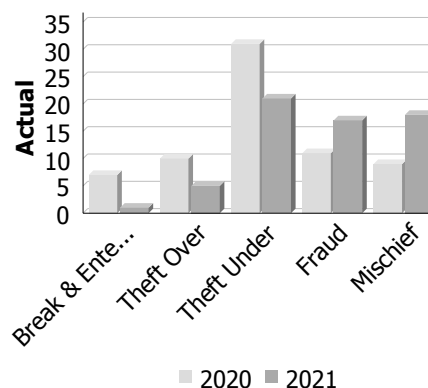
Violent Crime

Actual	December			Year to Date - December		
	2020	2021	% Change	2020	2021	% Change
Murder	0	0	--	1	0	-100.0%
Other Offences Causing Death	0	0	--	0	0	--
Attempted Murder	0	0	--	0	0	--
Sexual Assault	5	1	-80.0%	47	48	2.1%
Assault	16	13	-18.8%	178	145	-18.5%
Abduction	0	0	--	3	2	-33.3%
Robbery	0	0	--	6	4	-33.3%
Other Crimes Against a Person	4	10	150.0%	76	89	17.1%
Total	25	24	-4.0%	311	288	-7.4%



Property Crime

Actual	December			Year to Date - December		
	2020	2021	% Change	2020	2021	% Change
Arson	0	0	--	7	2	-71.4%
Break & Enter	7	1	-85.7%	97	70	-27.8%
Theft Over	10	5	-50.0%	166	109	-34.3%
Theft Under	31	21	-32.3%	357	283	-20.7%
Have Stolen Goods	0	0	--	15	21	40.0%
Fraud	11	17	54.5%	164	166	1.2%
Mischief	9	18	100.0%	258	209	-19.0%
Total	68	62	-8.8%	1,064	860	-19.2%



Drug Crime

Detachment: 6C - HALDIMAND COUNTY

Location code(s): 6C00 - HALDIMAND COUNTY, 6C01 - HALDIMAND COUNTY (Haldimand (MI)) (Inactive), 6C70 - [NEW CREDIT] MISSISSAUGAS OF THE NEW CREDIT FN

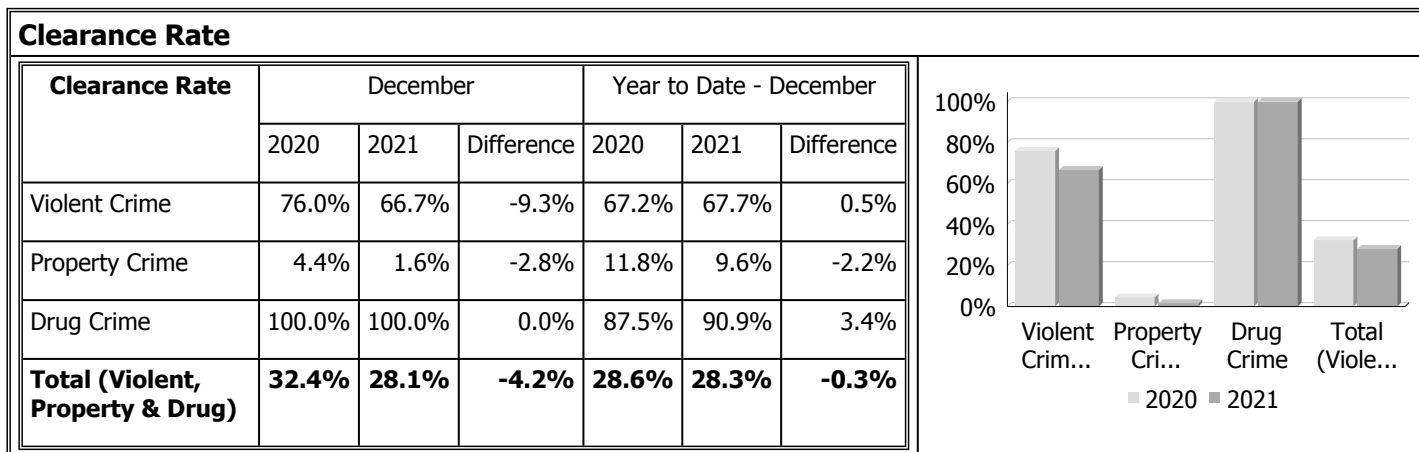
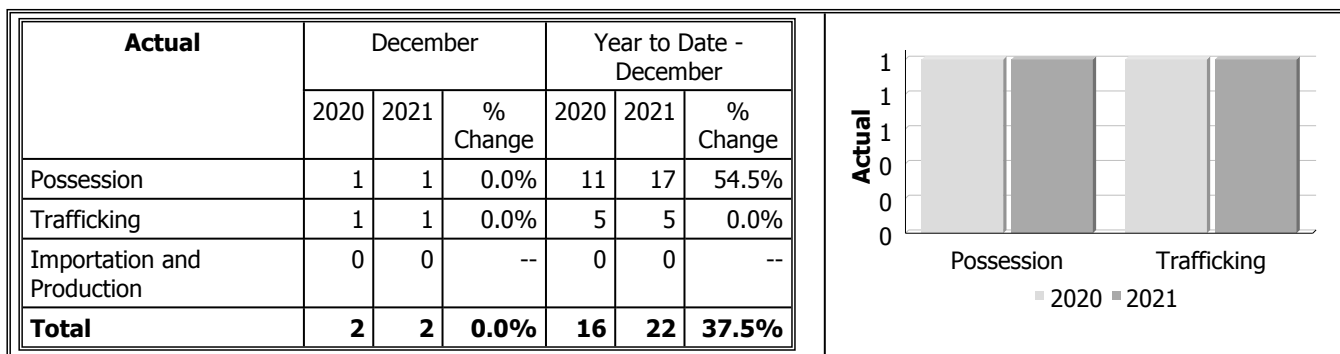
Area code(s): (blank), 0, 2 - Marine, 5010, 5017, 5025, 5039, 5124, 6002, 6262, 6263, 6264, 6265, 6266, 6279, 6289, 6294 - Haldimand Reclamation, 6318 - Lakeshore, 6319 - Selkirk and Rural, 6320 - Hagersville, 6321 - Hagersville Rural, 6322 - Jarvis, 6323 - Townsend, 6324 - Caledonia, 6325 - Caledonia Rural, 6326 - Cayuga, 6327 - Cayuga Rural, 6328 - Dunnville, 6329 - Dunnville Rural, 6508, 6908 - Selkirk Provincial Park, 6910 - James N Allen Provincial Park, 6911 - Rock Point Provincial Park, 6934 - Hwy 3, 6945 - Hwy 6, 6283 - Caledonia (Old Association), 6285 - Hagersville (Old Association), 6266 - [New Credit] Mississaugas of the New Credit FN, 6267 - [Special Event-New Credit] Mississaugas of the New Credit FN, 6508

Data source date:
2022/01/08

Report Generated by:
Clark, Paul

Report Generated on:
Jan 13, 2022 8:10:52 AM
PP-CSC-Operational Planning-4300

Police Services Board Report for Haldimand County
Records Management System
December - 2021



Data contained within this report is dynamic in nature and numbers will change over time as the Ontario Provincial Police continue to investigate and solve crime.

Data Utilized

- Major Crimes
- Niche RMS All Offence Level Business Intelligence Cube

Detachment: 6C - HALDIMAND COUNTY

Location code(s): 6C00 - HALDIMAND COUNTY, 6C01 - HALDIMAND COUNTY (Haldimand (MI)) (Inactive), 6C70 - [NEW CREDIT] MISSISSAUGAS OF THE NEW CREDIT FN

Area code(s): (blank), 0, 2 - Marine, 5010, 5017, 5025, 5039, 5124, 6002, 6262, 6263, 6264, 6265, 6266, 6279, 6289, 6294 - Haldimand Reclamation, 6318 - Lakeshore, 6319 - Selkirk and Rural, 6320 - Hagersville, 6321 - Hagersville Rural, 6322 - Jarvis, 6323 - Townsend, 6324 - Caledonia, 6325 - Caledonia Rural, 6326 - Cayuga, 6327 - Cayuga Rural, 6328 - Dunnville, 6329 - Dunnville Rural, 6508, 6908 - Selkirk Provincial Park, 6910 - James N Allen Provincial Park, 6911 - Rock Point Provincial Park, 6934 - Hwy 3, 6945 - Hwy 6, 6283 - Caledonia (Old Association), 6285 - Hagersville (Old Association), 6266 - [New Credit] Mississaugas of the New Credit FN, 6267 - [Special Event-New Credit] Mississaugas of the New Credit FN, 6508

Data source date:
2022/01/08

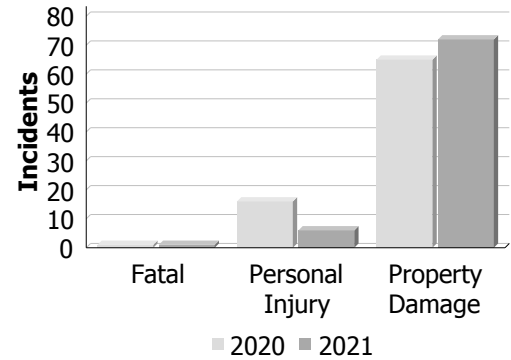
Report Generated by:
Clark, Paul

Report Generated on:
Jan 13, 2022 8:10:52 AM
PP-CSC-Operational Planning-4300

Police Services Board Report for Haldimand County
Collision Reporting System
December - 2021

Motor Vehicle Collisions by Type

Incidents	December			Year to Date - December		
	2020	2021	% Change	2020	2021	% Change
Fatal	1	1	0.0%	5	8	60.0%
Personal Injury	16	6	-62.5%	160	108	-32.5%
Property Damage	65	72	10.8%	575	590	2.6%
Total	82	79	-3.7%	740	706	-4.6%



Fatalities in Detachment Area

Incidents		December			Year to Date - December		
		2020	2021	% Change	2020	2021	% Change
Motor Vehicle Collision	Fatal Incidents	1	1	0.0%	5	7	40.0%
	Alcohol Related	0	0	--	3	4	33.3%
Off-Road Vehicle	Fatal Incidents	0	0	--	0	1	--
	Alcohol Related	0	0	--	0	1	--
Motorized Snow Vehicle	Fatal Incidents	0	0	--	0	0	--
	Alcohol Related	0	0	--	0	0	--

Persons Killed		December			Year to Date - December		
		2020	2021	% Change	2020	2021	% Change
Motor Vehicle Collision		1	1	0.0%	6	7	16.7%
Off-Road Vehicle		0	0	--	0	1	--
Motorized Snow Vehicle		0	0	--	0	0	--

Detachment: 6C - HALDIMAND COUNTY

Location code(s): 6C00-HALDIMAND COUNTY, 6C01-HALDIMAND COUNTY (Haldimand (MI)), 6C70-NEW CREDIT FIRST NATION

Data source date:
2022/01/12

Report Generated by:
Clark, Paul

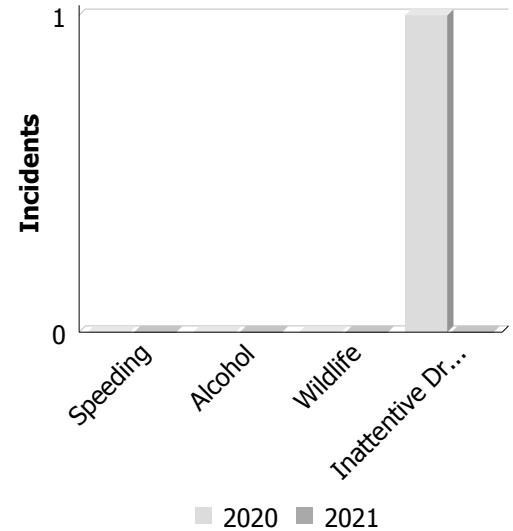
Report Generated on:
Jan 13, 2022 8:12:03 AM
PP-CSC-Operational Planning-4300

Police Services Board Report for Haldimand County
Collision Reporting System
December - 2021

Primary Causal Factors in Fatal Motor Vehicle Collisions

Incidents	December			Year to Date - December		
	2020	2021	% Change	2020	2021	% Change
Speeding as a contributing factor	0	0	0	0	1	0
Where alcohol is involved	0	0	0	3	0	-100.00%
Wildlife as a contributing factor	0	0	0	0	0	0
Inattentive driver as a contributing factor	1	0	-100.00%	1	1	0.00%

Persons Killed	December			Year to Date - December		
	2020	2021	% Change	2020	2021	% Change
Seatbelt as a contributing factor	0	1	0	2	3	50.00%



Data Utilized

- SQL online application reporting system – OPP CRS 2.3.09
- Collision Reporting System Business Intelligence Cube

Detachment: 6C - HALDIMAND COUNTY

Location code(s): 6C00-HALDIMAND COUNTY, 6C01-HALDIMAND COUNTY (Haldimand (MI)), 6C70-NEW CREDIT FIRST NATION

Data source date:
2022/01/12

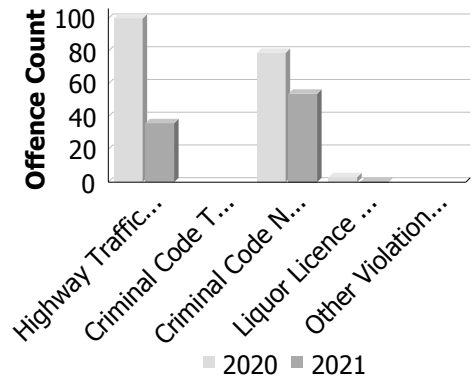
Report Generated by:
Clark, Paul

Report Generated on:
Jan 13, 2022 8:12:03 AM
PP-CSC-Operational Planning-4300

Police Services Board Report for Haldimand County
Integrated Court Offence Network
December - 2021

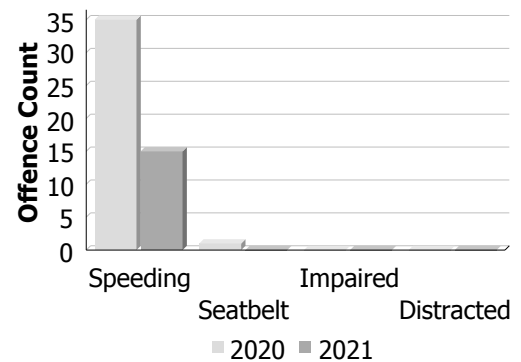
Criminal Code and Provincial Statute Charges Laid

Offence Count	December			Year to Date - December		
	2020	2021	% Change	2020	2021	% Change
Highway Traffic Act	100	36	-64.0%	1,422	1,802	26.7%
Criminal Code Traffic	--	--	--	--	--	--
CCC Non-Traffic	--	--	--	--	--	--
Liquor Licence Act	3	0	-100.0%	67	39	-41.8%
Other Violations	--	--	--	--	--	--



Traffic Related Charges

Offence Count	December			Year to Date - December		
	2020	2021	% Change	2020	2021	% Change
Speeding	35	15	-57.1%	552	966	75.0%
Seatbelt	1	0	-100.0%	45	81	80.0%
Impaired	11	8	-27.3%	123	106	-13.8%
Distracted	0	0	--	18	36	100.0%



Integrated Court Offence Network data is updated on a monthly basis: Data could be as much as a month and a half behind.

Data Utilized

- Ministry of Attorney General, Integrated Court Offence Network
- Integrated Court Offence Network Charge Business Intelligence Cube

Please Note:

Due to recent system changes in how the courts are interacting with the OPP (specifically via 'E-Intake'), our ability to accurately present counts of Criminal Code charges from our ICON data feed has been impacted.

As a result, all Criminal Code Charges which we normally display in the ICON PSB report have been removed.

We are actively working on a solution to re-capture the correct data from alternate sources.

Detachment: 6C - HALDIMAND COUNTY

Location code(s): 6C00 - HALDIMAND COUNTY, 6C01 - HALDIMAND COUNTY (Haldimand (MI)) (Inactive)

Data source date:
Jan 11, 2022 1:40:28 PM

Report Generated by:
Clark, Paul

Report Generated on:
Jan 13, 2022 8:12:56 AM
PP-CSC-Operational Planning-4300

**Police Services Board Report for Haldimand County
2021/Dec**

Public Complaints	
Policy	0
Service	0
Conduct	0

Date information collected from Professional Standards Bureau Commander Reports: 2022-01-13

Data Source

Ontario Provincial Police, Professional Standards Bureau Commander Reports

- Includes all public policy, service and conduct complaints submitted to the Office of the Independent Police Review Director (OIPRD)

Secondary Employment

Daily Activity Reporting Patrol Hours	
Total Hours	2021/Dec
Number of Cruiser Patrol Hours	468.75
Number of Motorcycle Patrol Hours	0.00
Number of Marine Patrol Hours	0.00
Number of ATV Patrol Hours	0.00
Number of Snowmobile Patrol Hours	0.00
Number of Bicycle Patrol Hours	0.00
Number of Foot Patrol Hours	33.00
Number of School Patrol Hours	0.00

Data source (Daily Activity Reporting System) date: 2022/01/07

Detachment: 6C - HALDIMAND COUNTY

Location code(s): 6C00 - HALDIMAND COUNTY, 6C01 - HALDIMAND COUNTY (Haldimand (MI))

Area code(s): ODC - Blank Association, 9999 - Invalid Association, 6324 - Caledonia, 6325 - Caledonia Rural, 6326 - Cayuga, 6327 - Cayuga Rural, 6328 - Dunnville, 6329 - Dunnville Rural, 6320 - Hagersville, 6321 - Hagersville Rural, 6294 - Haldimand Reclamation, 6934 - Hwy 3, 6945 - Hwy 6, 6910 - James N Allen Provincial Park, 6322 - Jarvis, 6318 - Lakeshore, 2 - Marine, 6911 - Rock Point Provincial Park, 6319 - Selkirk and Rural, 6908 - Selkirk Provincial Park, 6323 - Townsend, ODC - Blank Association, 6324 - Caledonia, 6283 - Caledonia, 6325 - Caledonia Rural, 6278 - Canborough, 6326 - Cayuga, 6284 - Cayuga, 6327 - Cayuga Rural, 6328 - Dunnville, 6279 - Dunnville, 6329 - Dunnville Rural, 6320 - Hagersville, 6285 - Hagersville, 6321 - Hagersville Rural, 6322 - Jarvis, 6259 - Jarvis, 6318 - Lakeshore, 6280 - Moulton, 6286 - North Cayuga, 6287 - Oneida, 6288 - Rainham, 6319 - Selkirk and Rural, 6290 - Seneca, 6281 - Sherbrooke, 6289 - South Cayuga, 6323 - Townsend, 6262 - Townsend, 6263 - Walpole, 6265 - Woodhouse

Report Generated by:
Clark, Paul

Report Generated on:
Jan 13, 2022 8:08:40 AM
PP-CSC-Operational Planning-4300

Updated : Saturday, January 8, 2022 - Current Period : 2022/01/07

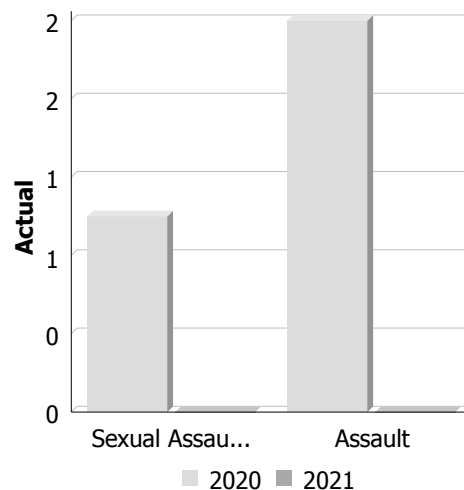
2021 Total **All OPP Home Loc** **Total** **167 - Patrol-Foot** **All Response Type** **All Initial Reported Time** **All Municipality** **All Days of Week** **All Ranks** **MEASURES**

Total Hours as values	<i>Caledonia</i>	<i>Cayuga</i>	<i>Dunville</i>	<i>Hagersville</i>	<i>Jarvis</i>	<i>Provincial Parks</i>	<i>Selkirk</i>	Total
2021/Jan	0.00	3.00	10.00	2.50	2.25	0.50	0.00	18.25
2021/Feb	1.50	2.25	7.00	3.50	1.00	2.00	0.00	17.25
2021/Mar	12.00	3.00	13.50	0.00	1.00	0.00	0.00	29.50
2021/Apr	3.00	2.00	9.50	0.00	0.00	0.00	0.00	14.50
2021/May	3.50	2.25	24.00	4.75	0.00	1.00	0.00	35.50
2021/Jun	1.75	0.00	13.50	3.50	0.00	6.50	2.50	27.75
2021/Jul	2.75	3.25	27.25	5.50	0.00	0.00	0.00	38.75
2021/Aug	1.00	15.50	35.75	1.00	0.00	0.00	0.00	53.25
2021/Sep	6.00	5.50	22.25	13.50	5.00	0.00	0.00	52.25
2021/Oct	63.00	4.25	19.50	3.00	0.50	1.00	3.50	94.75
2021/Nov	1.00	5.75	16.50	3.00	0.00	0.00	1.00	27.25
2021/Dec	0.00	3.50	23.50	1.00	2.00	0.00	3.00	33.00
2021 Total	95.50	50.25	222.25	41.25	11.75	11.00	10.00	442.00

Police Services Board Report for Caledonia
Records Management System
December - 2021

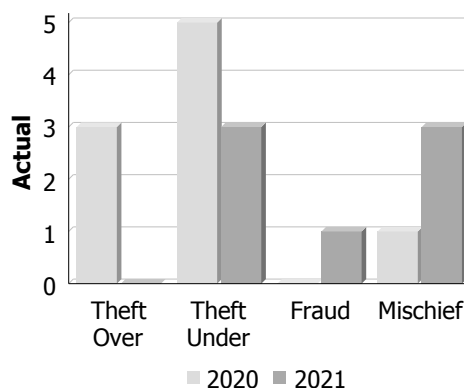
Violent Crime

Actual	December			Year to Date - December		
	2020	2021	% Change	2020	2021	% Change
Murder	0	0	--	0	0	--
Other Offences Causing Death	0	0	--	0	0	--
Attempted Murder	0	0	--	0	0	--
Sexual Assault	1	0	-100.0%	13	15	15.4%
Assault	2	0	-100.0%	35	25	-28.6%
Abduction	0	0	--	2	1	-50.0%
Robbery	0	0	--	2	4	100.0%
Other Crimes Against a Person	0	0	--	14	21	50.0%
Total	3	0	-100.0%	66	66	0.0%



Property Crime

Actual	December			Year to Date - December		
	2020	2021	% Change	2020	2021	% Change
Arson	0	0	--	4	0	-100.0%
Break & Enter	0	0	--	5	4	-20.0%
Theft Over	3	0	-100.0%	26	21	-19.2%
Theft Under	5	3	-40.0%	54	62	14.8%
Have Stolen Goods	0	0	--	5	5	0.0%
Fraud	0	1	--	37	31	-16.2%
Mischief	1	3	200.0%	50	52	4.0%
Total	9	7	-22.2%	181	175	-3.3%



Drug Crime

Actual	December			Year to Date - December		
	2020	2021	% Change	2020	2021	% Change
Possession	0	0	--	2	2	0.0%
Trafficking	0	0	--	2	0	-100.0%
Importation and Production	0	0	--	0	0	--
Total	0	0	--	4	2	-50.0%



Detachment: 6C - HALDIMAND COUNTY

Location code(s): 6C00 - HALDIMAND COUNTY, 6C01 - HALDIMAND COUNTY (Haldimand (MI)) (Inactive), 6C70 - [NEW CREDIT] MISSISSAUGAS OF THE NEW CREDIT FN, 6C71 - SIX NATIONS OF THE GRAND RIVER TERRITORY FN

Area code(s): 6324 - Caledonia

Data source date:
2022/01/08

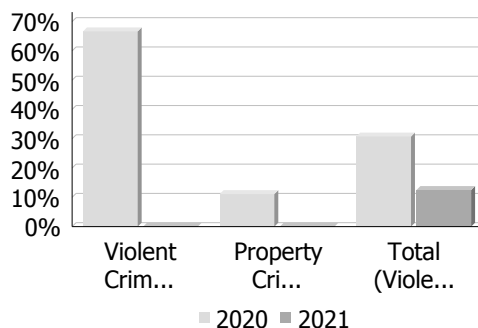
Report Generated by:
Clark, Paul

Report Generated on:
Jan 13, 2022 8:13:49 AM
PP-CSC-Operational Planning-4300

Police Services Board Report for Caledonia
Records Management System
December - 2021

Clearance Rate

Clearance Rate	December			Year to Date - December		
	2020	2021	Difference	2020	2021	Difference
Violent Crime	66.7%	--	--	78.8%	62.1%	-16.7%
Property Crime	11.1%	0.0%	-11.1%	12.2%	9.1%	-3.0%
Drug Crime	--	--	--	75.0%	100.0%	25.0%
Total (Violent, Property & Drug)	30.8%	12.5%	-18.3%	33.8%	26.4%	-7.4%



Data contained within this report is dynamic in nature and numbers will change over time as the Ontario Provincial Police continue to investigate and solve crime.

Data Utilized

- Major Crimes
- Niche RMS All Offence Level Business Intelligence Cube

Detachment: 6C - HALDIMAND COUNTY

Location code(s): 6C00 - HALDIMAND COUNTY, 6C01 - HALDIMAND COUNTY (Haldimand (MI)) (Inactive), 6C70 - [NEW CREDIT] MISSISSAUGAS OF THE NEW CREDIT FN, 6C71 - SIX NATIONS OF THE GRAND RIVER TERRITORY FN

Area code(s): 6324 - Caledonia

Data source date:
2022/01/08

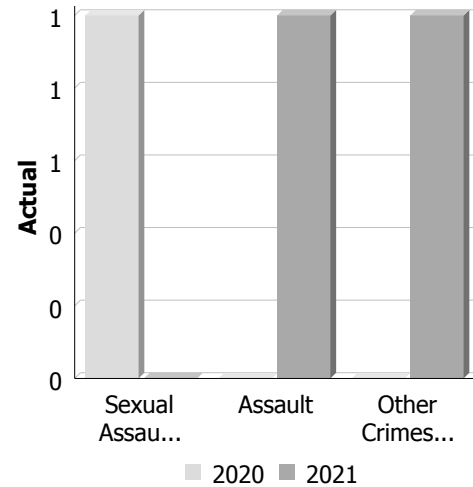
Report Generated by:
Clark, Paul

Report Generated on:
Jan 13, 2022 8:13:49 AM
PP-CSC-Operational Planning-4300

Police Services Board Report for Cayuga
Records Management System
December - 2021

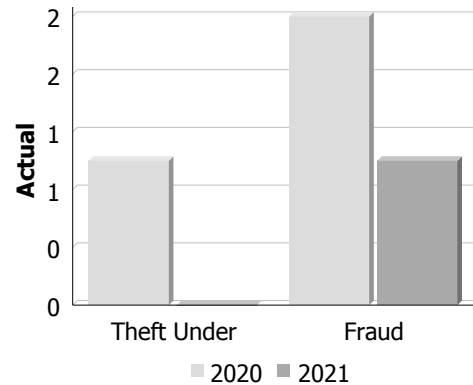
Violent Crime

Actual	December			Year to Date - December		
	2020	2021	% Change	2020	2021	% Change
Murder	0	0	--	0	0	--
Other Offences Causing Death	0	0	--	0	0	--
Attempted Murder	0	0	--	0	0	--
Sexual Assault	1	0	-100.0%	4	4	0.0%
Assault	0	1	--	14	7	-50.0%
Abduction	0	0	--	0	0	--
Robbery	0	0	--	1	0	-100.0%
Other Crimes Against a Person	0	1	--	2	4	100.0%
Total	1	2	100.0%	21	15	-28.6%



Property Crime

Actual	December			Year to Date - December		
	2020	2021	% Change	2020	2021	% Change
Arson	0	0	--	0	0	--
Break & Enter	0	0	--	1	0	-100.0%
Theft Over	0	0	--	4	0	-100.0%
Theft Under	1	0	-100.0%	23	19	-17.4%
Have Stolen Goods	0	0	--	1	0	-100.0%
Fraud	2	1	-50.0%	11	13	18.2%
Mischief	0	0	--	8	7	-12.5%
Total	3	1	-66.7%	48	39	-18.8%



Drug Crime

Actual	December			Year to Date - December		
	2020	2021	% Change	2020	2021	% Change
Possession	0	0	--	3	3	0.0%
Trafficking	0	0	--	0	0	--
Importation and Production	0	0	--	0	0	--
Total	0	0	--	3	3	0.0%



Detachment: 6C - HALDIMAND COUNTY

Location code(s): 6C00 - HALDIMAND COUNTY, 6C01 - HALDIMAND COUNTY (Haldimand (MI)) (Inactive), 6C70 - [NEW CREDIT] MISSISSAUGAS OF THE NEW CREDIT FN, 6C71 - SIX NATIONS OF THE GRAND RIVER TERRITORY FN

Area code(s): 6326 - Cayuga

Data source date:
2022/01/08

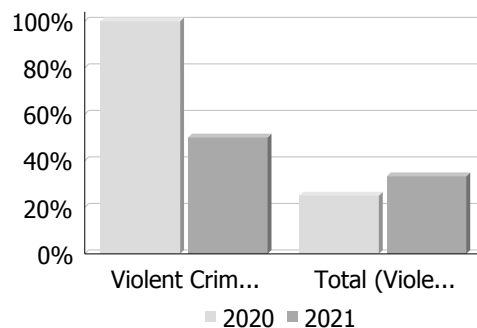
Report Generated by:
Clark, Paul

Report Generated on:
Jan 13, 2022 8:14:51 AM
PP-CSC-Operational Planning-4300

Police Services Board Report for Cayuga
Records Management System
December - 2021

Clearance Rate

Clearance Rate	December			Year to Date - December		
	2020	2021	Difference	2020	2021	Difference
Violent Crime	100.0%	50.0%	-50.0%	85.7%	66.7%	-19.0%
Property Crime	0.0%	0.0%	0.0%	12.5%	10.3%	-2.2%
Drug Crime	--	--	--	100.0%	100.0%	0.0%
Total (Violent, Property & Drug)	25.0%	33.3%	8.3%	42.3%	34.4%	-7.9%



Data contained within this report is dynamic in nature and numbers will change over time as the Ontario Provincial Police continue to investigate and solve crime.

Data Utilized

- Major Crimes
- Niche RMS All Offence Level Business Intelligence Cube

Detachment: 6C - HALDIMAND COUNTY

Location code(s): 6C00 - HALDIMAND COUNTY, 6C01 - HALDIMAND COUNTY (Haldimand (MI)) (Inactive), 6C70 - [NEW CREDIT] MISSISSAUGAS OF THE NEW CREDIT FN, 6C71 - SIX NATIONS OF THE GRAND RIVER TERRITORY FN

Area code(s): 6326 - Cayuga

Data source date:
2022/01/08

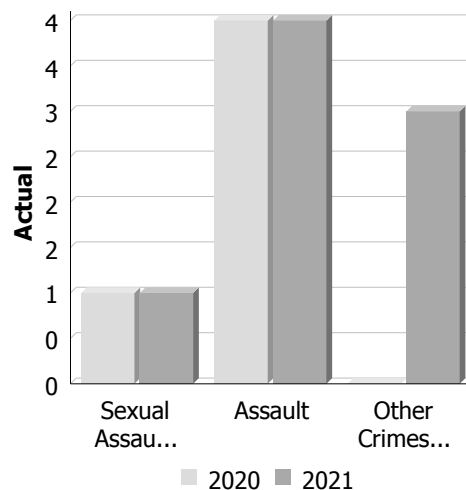
Report Generated by:
Clark, Paul

Report Generated on:
Jan 13, 2022 8:14:51 AM
PP-CSC-Operational Planning-4300

Police Services Board Report for Dunnville
Records Management System
December - 2021

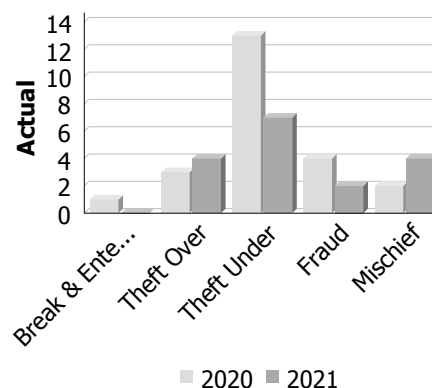
Violent Crime

Actual	December			Year to Date - December		
	2020	2021	% Change	2020	2021	% Change
Murder	0	0	--	0	0	--
Other Offences Causing Death	0	0	--	0	0	--
Attempted Murder	0	0	--	0	0	--
Sexual Assault	1	1	0.0%	9	5	-44.4%
Assault	4	4	0.0%	41	28	-31.7%
Abduction	0	0	--	0	0	--
Robbery	0	0	--	2	0	-100.0%
Other Crimes Against a Person	0	3	--	17	18	5.9%
Total	5	8	60.0%	69	51	-26.1%



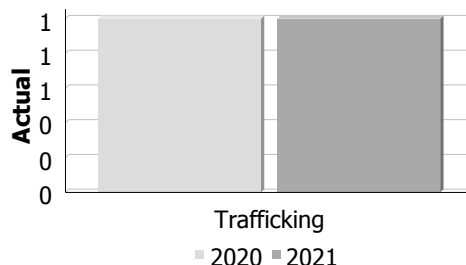
Property Crime

Actual	December			Year to Date - December		
	2020	2021	% Change	2020	2021	% Change
Arson	0	0	--	1	0	-100.0%
Break & Enter	1	0	-100.0%	42	12	-71.4%
Theft Over	3	4	33.3%	40	20	-50.0%
Theft Under	13	7	-46.2%	122	83	-32.0%
Have Stolen Goods	0	0	--	0	2	--
Fraud	4	2	-50.0%	33	28	-15.2%
Mischief	2	4	100.0%	57	39	-31.6%
Total	23	17	-26.1%	295	184	-37.6%



Drug Crime

Actual	December			Year to Date - December		
	2020	2021	% Change	2020	2021	% Change
Possession	0	0	--	1	4	300.0%
Trafficking	1	1	0.0%	2	2	0.0%
Importation and Production	0	0	--	0	0	--
Total	1	1	0.0%	3	6	100.0%



Detachment: 6C - HALDIMAND COUNTY

Location code(s): 6C00 - HALDIMAND COUNTY, 6C01 - HALDIMAND COUNTY (Haldimand (MI)) (Inactive), 6C70 - [NEW CREDIT] MISSISSAUGAS OF THE NEW CREDIT FN, 6C71 - SIX NATIONS OF THE GRAND RIVER TERRITORY FN

Area code(s): 6328 - Dunnville

Data source date:
2022/01/08

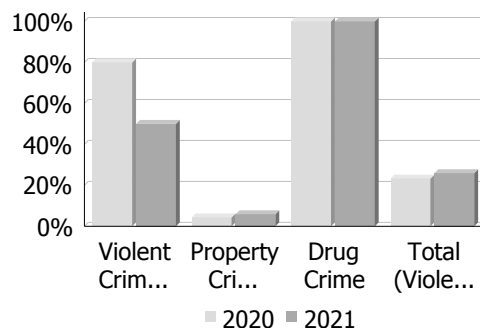
Report Generated by:
Clark, Paul

Report Generated on:
Jan 13, 2022 8:15:44 AM
PP-CSC-Operational Planning-4300

Police Services Board Report for Dunnville
Records Management System
December - 2021

Clearance Rate

Clearance Rate	December			Year to Date - December		
	2020	2021	Difference	2020	2021	Difference
Violent Crime	80.0%	50.0%	-30.0%	60.9%	68.6%	7.8%
Property Crime	4.4%	5.9%	1.5%	15.2%	9.2%	-6.0%
Drug Crime	100.0%	100.0%	0.0%	66.7%	66.7%	0.0%
Total (Violent, Property & Drug)	23.3%	25.9%	2.6%	25.1%	24.2%	-0.9%



Data contained within this report is dynamic in nature and numbers will change over time as the Ontario Provincial Police continue to investigate and solve crime.

Data Utilized

- Major Crimes
- Niche RMS All Offence Level Business Intelligence Cube

Detachment: 6C - HALDIMAND COUNTY

Location code(s): 6C00 - HALDIMAND COUNTY, 6C01 - HALDIMAND COUNTY (Haldimand (MI)) (Inactive), 6C70 - [NEW CREDIT] MISSISSAUGAS OF THE NEW CREDIT FN, 6C71 - SIX NATIONS OF THE GRAND RIVER TERRITORY FN

Area code(s): 6328 - Dunnville

Data source date:
2022/01/08

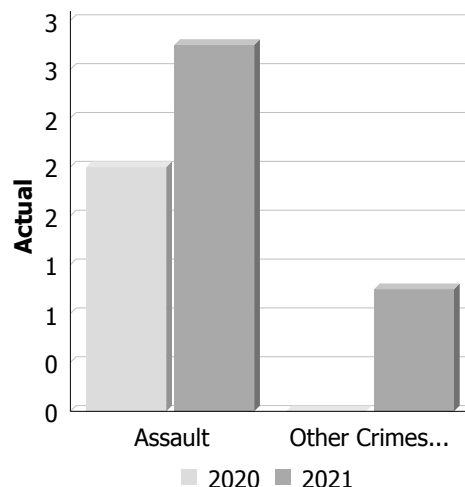
Report Generated by:
Clark, Paul

Report Generated on:
Jan 13, 2022 8:15:44 AM
PP-CSC-Operational Planning-4300

Police Services Board Report for Hagersville
Records Management System
December - 2021

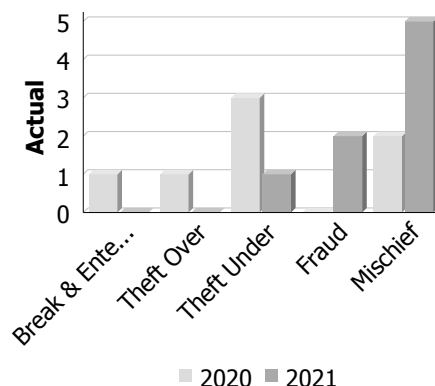
Violent Crime

Actual	December			Year to Date - December		
	2020	2021	% Change	2020	2021	% Change
Murder	0	0	--	1	0	-100.0%
Other Offences Causing Death	0	0	--	0	0	--
Attempted Murder	0	0	--	0	0	--
Sexual Assault	0	0	--	4	6	50.0%
Assault	2	3	50.0%	26	20	-23.1%
Abduction	0	0	--	0	0	--
Robbery	0	0	--	0	0	--
Other Crimes Against a Person	0	1	--	7	11	57.1%
Total	2	4	100.0%	38	37	-2.6%



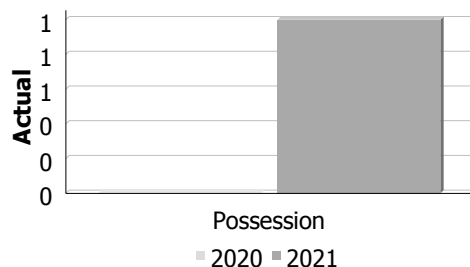
Property Crime

Actual	December			Year to Date - December		
	2020	2021	% Change	2020	2021	% Change
Arson	0	0	--	0	0	--
Break & Enter	1	0	-100.0%	4	7	75.0%
Theft Over	1	0	-100.0%	6	7	16.7%
Theft Under	3	1	-66.7%	33	30	-9.1%
Have Stolen Goods	0	0	--	3	0	-100.0%
Fraud	0	2	--	15	15	0.0%
Mischief	2	5	150.0%	25	29	16.0%
Total	7	8	14.3%	86	88	2.3%



Drug Crime

Actual	December			Year to Date - December		
	2020	2021	% Change	2020	2021	% Change
Possession	0	1	--	0	3	--
Trafficking	0	0	--	0	1	--
Importation and Production	0	0	--	0	0	--
Total	0	1	--	0	4	--



Detachment: 6C - HALDIMAND COUNTY

Location code(s): 6C00 - HALDIMAND COUNTY, 6C01 - HALDIMAND COUNTY (Haldimand (MI)) (Inactive), 6C70 - [NEW CREDIT] MISSISSAUGAS OF THE NEW CREDIT FN, 6C71 - SIX NATIONS OF THE GRAND RIVER TERRITORY FN

Area code(s): 6320 - Hagersville

Data source date:
2022/01/08

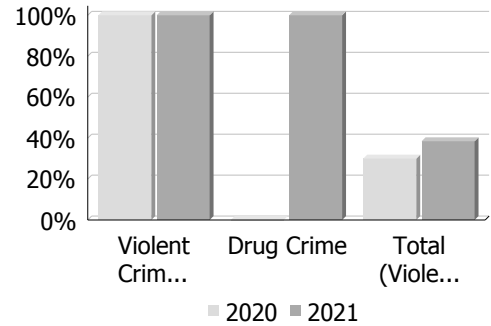
Report Generated by:
Clark, Paul

Report Generated on:
Jan 13, 2022 8:16:50 AM
PP-CSC-Operational Planning-4300

Police Services Board Report for Hagersville
Records Management System
December - 2021

Clearance Rate

Clearance Rate	December			Year to Date - December		
	2020	2021	Difference	2020	2021	Difference
Violent Crime	100.0%	100.0%	0.0%	65.8%	56.8%	-9.0%
Property Crime	0.0%	0.0%	0.0%	16.3%	8.0%	-8.3%
Drug Crime	--	100.0%	--	--	100.0%	--
Total (Violent, Property & Drug)	30.0%	38.5%	8.5%	34.1%	26.0%	-8.2%



Data contained within this report is dynamic in nature and numbers will change over time as the Ontario Provincial Police continue to investigate and solve crime.

Data Utilized

- Major Crimes
- Niche RMS All Offence Level Business Intelligence Cube

Detachment: 6C - HALDIMAND COUNTY

Location code(s): 6C00 - HALDIMAND COUNTY, 6C01 - HALDIMAND COUNTY (Haldimand (MI)) (Inactive), 6C70 - [NEW CREDIT] MISSISSAUGAS OF THE NEW CREDIT FN, 6C71 - SIX NATIONS OF THE GRAND RIVER TERRITORY FN

Area code(s): 6320 - Hagersville

Data source date:
2022/01/08

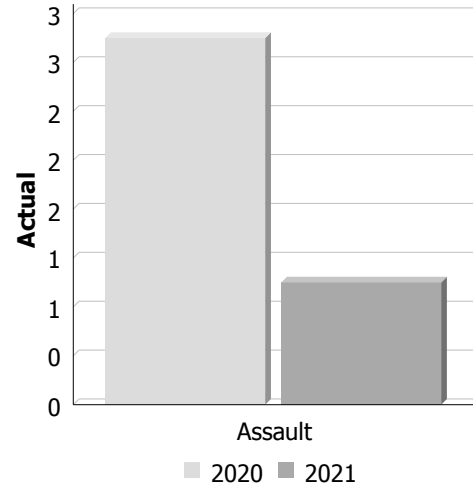
Report Generated by:
Clark, Paul

Report Generated on:
Jan 13, 2022 8:16:50 AM
PP-CSC-Operational Planning-4300

Police Services Board Report for Jarvis
Records Management System
December - 2021

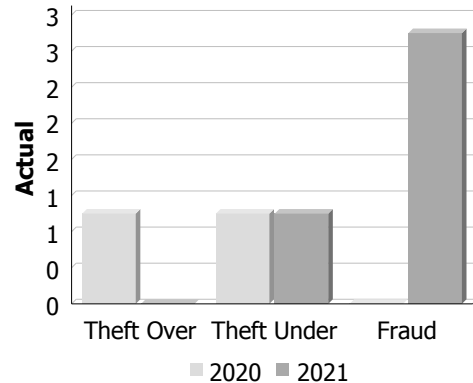
Violent Crime

Actual	December			Year to Date - December		
	2020	2021	% Change	2020	2021	% Change
Murder	0	0	--	0	0	--
Other Offences Causing Death	0	0	--	0	0	--
Attempted Murder	0	0	--	0	0	--
Sexual Assault	0	0	--	0	0	--
Assault	3	1	-66.7%	6	6	0.0%
Abduction	0	0	--	0	0	--
Robbery	0	0	--	1	0	-100.0%
Other Crimes Against a Person	0	0	--	2	2	0.0%
Total	3	1	-66.7%	9	8	-11.1%



Property Crime

Actual	December			Year to Date - December		
	2020	2021	% Change	2020	2021	% Change
Arson	0	0	--	0	0	--
Break & Enter	0	0	--	0	3	--
Theft Over	1	0	-100.0%	4	3	-25.0%
Theft Under	1	1	0.0%	2	5	150.0%
Have Stolen Goods	0	0	--	0	1	--
Fraud	0	3	--	6	9	50.0%
Mischief	0	0	--	12	11	-8.3%
Total	2	4	100.0%	24	32	33.3%



Drug Crime

Actual	December			Year to Date - December		
	2020	2021	% Change	2020	2021	% Change
Possession	0	0	--	0	0	--
Trafficking	0	0	--	0	1	--
Importation and Production	0	0	--	0	0	--
Total	0	0	--	0	1	--



Detachment: 6C - HALDIMAND COUNTY

Location code(s): 6C00 - HALDIMAND COUNTY, 6C01 - HALDIMAND COUNTY (Haldimand (MI)) (Inactive), 6C70 - [NEW CREDIT] MISSISSAUGAS OF THE NEW CREDIT FN, 6C71 - SIX NATIONS OF THE GRAND RIVER TERRITORY FN

Area code(s): 6322 - Jarvis

Data source date:
2022/01/08

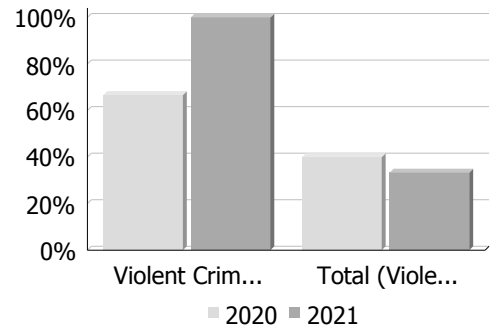
Report Generated by:
Clark, Paul

Report Generated on:
Jan 13, 2022 8:17:47 AM
PP-CSC-Operational Planning-4300

Police Services Board Report for Jarvis
Records Management System
December - 2021

Clearance Rate

Clearance Rate	December			Year to Date - December		
	2020	2021	Difference	2020	2021	Difference
Violent Crime	66.7%	100.0%	33.3%	55.6%	87.5%	31.9%
Property Crime	0.0%	0.0%	0.0%	4.2%	9.4%	5.2%
Drug Crime	--	--	--	--	100.0%	--
Total (Violent, Property & Drug)	40.0%	33.3%	-6.7%	18.2%	28.6%	10.4%



Data contained within this report is dynamic in nature and numbers will change over time as the Ontario Provincial Police continue to investigate and solve crime.

Data Utilized

- Major Crimes
- Niche RMS All Offence Level Business Intelligence Cube

Detachment: 6C - HALDIMAND COUNTY

Location code(s): 6C00 - HALDIMAND COUNTY, 6C01 - HALDIMAND COUNTY (Haldimand (MI)) (Inactive), 6C70 - [NEW CREDIT] MISSISSAUGAS OF THE NEW CREDIT FN, 6C71 - SIX NATIONS OF THE GRAND RIVER TERRITORY FN

Area code(s): 6322 - Jarvis

Data source date:
2022/01/08

Report Generated by:
Clark, Paul

Report Generated on:
Jan 13, 2022 8:17:47 AM
PP-CSC-Operational Planning-4300



Calls For Service (CFS) Billing Summary Report

Haldimand County December - 2021

Billing Categories (Billing categories below do not match traditional crime groupings)		2021				2020			
		December	Year to Date	Time Standard	Year To Date Weighted Hours	December	Year to Date	Time Standard	Year To Date Weighted Hours
Violent Criminal Code	Murder 1st Degree	0	0		0.0	0	1	16.1	16.1
	Sexual Assault With a Weapon	0	1	16.1	16.1	0	0		0.0
	Sexual Assault	1	33	16.1	531.3	3	33	16.1	531.3
	Sexual Interference	0	6	16.1	96.6	0	9	16.1	144.9
	Invitation to Sexual Touching	0	2	16.1	32.2	0	1	16.1	16.1
	Sexual Exploitation	0	0		0.0	0	1	16.1	16.1
	Voyeurism	0	0		0.0	0	4	16.1	64.4
	Non-Consensual Distribution of Intimate Images	0	1	16.1	16.1	1	5	16.1	80.5
	Aggravated Assault-Level 3	0	1	16.1	16.1	0	1	16.1	16.1
	Assault With Weapon or Causing Bodily Harm-Level 2	5	39	16.1	627.9	7	42	16.1	676.2
	Assault-Level 1	8	87	16.1	1,400.7	8	125	16.1	2,012.5
	Using firearm (or imitation) in commission of offence	0	1	16.1	16.1	0	0		0.0
	Assault Peace Officer	0	1	16.1	16.1	0	5	16.1	80.5
	Assault Peace Officer w/weapon Bodily Harm	0	1	16.1	16.1	0	1	16.1	16.1
	Criminal Negligence: Bodily Harm	0	0		0.0	0	1	16.1	16.1
	Other Assaults / Admin Noxious thing	0	1	16.1	16.1	0	0		0.0
	Forcible confinement	0	2	16.1	32.2	0	2	16.1	32.2
	Robbery, With Threat of Violence	0	2	16.1	32.2	0	4	16.1	64.4
	Robbery - Pursesnatch With Violence	0	2	16.1	32.2	0	0		0.0
	Robbery - Other	0	1	16.1	16.1	0	2	16.1	32.2
	Extortion	1	2	16.1	32.2	0	0		0.0
	Criminal Harassment	2	20	16.1	322.0	0	12	16.1	193.2
	Criminal Harassment - Offender Unknown	0	1	16.1	16.1	0	1	16.1	16.1
	Indecent/Harassing Communications	2	11	16.1	177.1	0	3	16.1	48.3
	Utter Threats -Master code	0	4	16.1	64.4	0	3	16.1	48.3
	Utter Threats to Person	5	57	16.1	917.7	4	48	16.1	772.8



Calls For Service (CFS) Billing Summary Report

Haldimand County December - 2021

Billing Categories <i>(Billing categories below do not match traditional crime groupings)</i>		2021				2020			
		December	Year to Date	Time Standard	Year To Date Weighted Hours	December	Year to Date	Time Standard	Year To Date Weighted Hours
Violent Criminal Code	Utter Threats to Person -Police Officer	0	1	16.1	16.1	0	0		0.0
	Utter Threats to Person -Government Employee (non-police)	0	0		0.0	0	1	16.1	16.1
	Mischief - Cause Danager to Life	0	1	16.1	16.1	0	1	16.1	16.1
	Total	24	278	16.1	4,475.8	23	306	16.1	4,926.6
Property Crime Violations	Arson - Auto	0	1	6.5	6.5	0	1	6.5	6.5
	Arson - Building	0	1	6.5	6.5	0	4	6.5	26.0
	Arson - Others	0	0		0.0	0	2	6.5	13.0
	Break & Enter	0	68	6.5	442.0	7	94	6.5	611.0
	Unlawful in a dwelling house	0	0		0.0	0	4	6.5	26.0
	Break & Enter - Firearms	1	1	6.5	6.5	0	0		0.0
	Break & Enter - steal firearm from motor vehicle	0	0		0.0	0	1	6.5	6.5
	Theft Over -master code	0	1	6.5	6.5	0	0		0.0
	Theft Over - Construction Site	0	2	6.5	13.0	0	0		0.0
	Theft Over - Bicycles	0	0		0.0	1	1	6.5	6.5
	Theft Over - Building	0	0		0.0	0	1	6.5	6.5
	Theft Over - Trailers	0	4	6.5	26.0	0	12	6.5	78.0
	Theft Over - Other Theft	0	5	6.5	32.5	0	10	6.5	65.0
	Theft Over - Boat (Vessel)	0	3	6.5	19.5	0	4	6.5	26.0
	Theft Over - Boat Motor	0	1	6.5	6.5	0	0		0.0
	Theft of - Mail	0	1	6.5	6.5	0	4	6.5	26.0
	Theft FROM Motor Vehicle Over \$5,000	0	5	6.5	32.5	0	1	6.5	6.5
	Theft of Motor Vehicle	1	39	6.5	253.5	1	42	6.5	273.0
	Theft of - Automobile	2	12	6.5	78.0	4	16	6.5	104.0
	Theft of - Trucks	1	20	6.5	130.0	3	42	6.5	273.0
	Theft of - Motorcycles	0	2	6.5	13.0	0	1	6.5	6.5
	Theft of - Snow Vehicles	0	2	6.5	13.0	0	2	6.5	13.0
	Theft of - All Terrain Vehicles	1	11	6.5	71.5	0	17	6.5	110.5



Calls For Service (CFS) Billing Summary Report

Haldimand County December - 2021

Billing Categories <i>(Billing categories below do not match traditional crime groupings)</i>		2021				2020			
		December	Year to Date	Time Standard	Year To Date Weighted Hours	December	Year to Date	Time Standard	Year To Date Weighted Hours
Property Crime Violations	Theft of - Farm Vehicles	0	0		0.0	0	1	6.5	6.5
	Theft of - Buses	0	0		0.0	0	1	6.5	6.5
	Theft of - Construction Vehicles	0	2	6.5	13.0	0	3	6.5	19.5
	Theft of - Other Motor Vehicles	0	0		0.0	0	3	6.5	19.5
	Theft Under -master code	2	14	6.5	91.0	1	10	6.5	65.0
	Theft under - Farm Equipment	0	1	6.5	6.5	0	1	6.5	6.5
	Theft Under - Construction Site	0	13	6.5	84.5	1	1	6.5	6.5
	Theft under - Bicycles	1	8	6.5	52.0	0	14	6.5	91.0
	Theft under - Building	0	2	6.5	13.0	0	1	6.5	6.5
	Theft under - Persons	0	0		0.0	0	2	6.5	13.0
	Theft under - Trailers	0	7	6.5	45.5	1	9	6.5	58.5
	Theft under - Other Theft	12	101	6.5	656.5	8	90	6.5	585.0
	Theft under - Boat (Vessel)	0	0		0.0	0	3	6.5	19.5
	Theft under - Boat Motor	0	0		0.0	0	1	6.5	6.5
	Theft Under - Gasoline Drive-off	4	32	6.5	208.0	4	62	6.5	403.0
	Theft FROM Motor Vehicle Under \$5,000	4	70	6.5	455.0	13	97	6.5	630.5
	Theft Under \$5,000 [SHOPLIFTING]	0	32	6.5	208.0	4	36	6.5	234.0
	Possession of Stolen Goods over \$5,000	0	12	6.5	78.0	0	8	6.5	52.0
	Possession of Stolen Goods under \$5,000	0	6	6.5	39.0	0	5	6.5	32.5
	Fraud -Master code	2	16	6.5	104.0	0	8	6.5	52.0
	Fraud - Steal/Forge/Poss./ Use Credit Card	0	11	6.5	71.5	0	13	6.5	84.5
	Fraud - False Pretence < = \$5,000	1	4	6.5	26.0	0	4	6.5	26.0
	Fraud - Forgery & Uttering	1	2	6.5	13.0	0	2	6.5	13.0
	Fraud - Fraud through mails	0	5	6.5	32.5	1	5	6.5	32.5
	Fraud -Money/ property/security > \$5,000	2	13	6.5	84.5	2	10	6.5	65.0



Calls For Service (CFS) Billing Summary Report

Haldimand County December - 2021

Billing Categories (Billing categories below do not match traditional crime groupings)		2021				2020			
		December	Year to Date	Time Standard	Year To Date Weighted Hours	December	Year to Date	Time Standard	Year To Date Weighted Hours
Property Crime Violations	Fraud -Money/property/security <= \$5,000	6	46	6.5	299.0	5	41	6.5	266.5
	Fraud - Transportation	0	0		0.0	0	2	6.5	13.0
	Fraud - Welfare benefits	0	2	6.5	13.0	0	0		0.0
	Fraud - Other	3	58	6.5	377.0	2	65	6.5	422.5
	Personation with Intent (fraud)	1	2	6.5	13.0	0	3	6.5	19.5
	False Pretence -other	0	1	6.5	6.5	0	1	6.5	6.5
	Breach of Trust (fraud-corruption)	0	0		0.0	0	1	6.5	6.5
	Fraud - False Pretence > \$5,000	0	1	6.5	6.5	0	1	6.5	6.5
	Identity Theft	0	0		0.0	0	1	6.5	6.5
	Identity Fraud	1	5	6.5	32.5	1	7	6.5	45.5
	Mischief - master code	17	174	6.5	1,131.0	5	186	6.5	1,209.0
	Mischief [Graffiti - Gang Related]	0	1	6.5	6.5	0	0		0.0
	Mischief [Graffiti - Non Gang Related]	0	9	6.5	58.5	1	16	6.5	104.0
	Mischief with Data	0	1	6.5	6.5	0	0		0.0
	Willful act/omission likely to cause mischief	0	3	6.5	19.5	1	4	6.5	26.0
	Interfere with lawful use, enjoyment of property	0	7	6.5	45.5	0	14	6.5	91.0
	Mischief Relating to War Memorials	0	1	6.5	6.5	0	0		0.0
	Property Damage	4	30	6.5	195.0	3	34	6.5	221.0
	Total	67	871	6.5	5,661.5	69	1,025	6.5	6,662.5
Other Criminal Code Violations (Excluding traffic)	Possess Firearm while prohibited	1	2	7.7	15.4	0	0		0.0
	Offensive Weapons-Possession of Weapons	0	4	7.7	30.8	0	5	7.7	38.5
	Offensive Weapons-Carry concealed	0	2	7.7	15.4	0	1	7.7	7.7
	Offensive Weapons-In Vehicle	0	0		0.0	0	1	7.7	7.7
	Offensive Weapons-Prohibited	0	1	7.7	7.7	1	2	7.7	15.4
	Offensive Weapons-Other Offensive Weapons	0	3	7.7	23.1	2	4	7.7	30.8



Calls For Service (CFS) Billing Summary Report

Haldimand County December - 2021

Billing Categories (Billing categories below do not match traditional crime groupings)		2021				2020			
		December	Year to Date	Time Standard	Year To Date Weighted Hours	December	Year to Date	Time Standard	Year To Date Weighted Hours
Other Criminal Code Violations (Excluding traffic)	Offensive Weapons-Other Weapons Offences	0	4	7.7	30.8	0	9	7.7	69.3
	Breach of Firearms regulation -unsafe storage	1	1	7.7	7.7	0	0		0.0
	Bail Violations - Master code	0	3	7.7	23.1	0	3	7.7	23.1
	Bail Violations - Fail To Comply	8	68	7.7	523.6	3	43	7.7	331.1
	Bail Violations - Fail To Appear	0	2	7.7	15.4	0	0		0.0
	Bail Violations - Others	0	4	7.7	30.8	0	6	7.7	46.2
	Bail Violations - Recognizance	0	0		0.0	0	1	7.7	7.7
	Counterfeit Money - Master code	0	2	7.7	15.4	1	5	7.7	38.5
	Possession Of Counterfeit Money	0	1	7.7	7.7	0	0		0.0
	Uttering Counterfeit Money	0	2	7.7	15.4	0	2	7.7	15.4
	Counterfeit Money - Others	0	3	7.7	23.1	0	0		0.0
	Disturb the Peace	3	36	7.7	277.2	2	24	7.7	184.8
	Indecent acts -Master code	0	2	7.7	15.4	0	1	7.7	7.7
	Indecent acts -Other	0	1	7.7	7.7	0	4	7.7	30.8
	Indecent acts - exposure to person under 14	0	1	7.7	7.7	0	0		0.0
	Child Pornography - Master code	0	1	7.7	7.7	0	1	7.7	7.7
	Child Pornography - Possess child pornography	0	0		0.0	0	3	7.7	23.1
	Child Pornography - Making or distributing	0	0		0.0	1	3	7.7	23.1
	Public Morals	0	1	7.7	7.7	0	4	7.7	30.8
	Obstruct Public Peace Officer	0	1	7.7	7.7	0	5	7.7	38.5
	Trespass at Night	0	1	7.7	7.7	1	4	7.7	30.8
	Breach of Probation	1	19	7.7	146.3	2	32	7.7	246.4
	Utter Threats to Property / Animals	0	1	7.7	7.7	0	1	7.7	7.7
	Offensive Weapons-Careless use of firearms	1	2	7.7	15.4	0	2	7.7	15.4



Calls For Service (CFS) Billing Summary Report

Haldimand County December - 2021

Billing Categories <i>(Billing categories below do not match traditional crime groupings)</i>		2021				2020			
		December	Year to Date	Time Standard	Year To Date Weighted Hours	December	Year to Date	Time Standard	Year To Date Weighted Hours
Other Criminal Code Violations (Excluding traffic)	Disobey court order/Misconduct executing process	0	9	7.7	69.3	5	33	7.7	254.1
	Public mischief - mislead peace officer	0	2	7.7	15.4	0	3	7.7	23.1
	Contraband Tobacco	0	0		0.0	0	1	7.7	7.7
	Common nuisance	0	1	7.7	7.7	0	0		0.0
	Interception/disclosure of communication	0	1	7.7	7.7	0	0		0.0
	Other Criminal Code * Sec.215 - Sec.319	0	0		0.0	0	1	7.7	7.7
	Utter Threats to damage property	0	3	7.7	23.1	0	2	7.7	15.4
	Utter Threats to injure animal	0	0		0.0	0	1	7.7	7.7
	Possession of Burglary Tools	0	0		0.0	0	1	7.7	7.7
	Animals - Kill or injure	0	1	7.7	7.7	0	2	7.7	15.4
	Animals - Cruelty	0	2	7.7	15.4	1	4	7.7	30.8
	Offences Related to Currency	0	1	7.7	7.7	0	0		0.0
	Total	15	188	7.7	1,447.6	19	214	7.7	1,647.8
Drug Possession	Possession Heroin	0	1	7.0	7.0	0	0		0.0
	Possession Cocaine	0	3	7.0	21.0	0	3	7.0	21.0
	Possession Other Controlled Drugs and Substance Act	0	4	7.0	28.0	0	2	7.0	14.0
	Possession - Methamphetamine (Crystal Meth)	1	7	7.0	49.0	1	4	7.0	28.0
	Possession û Opioid (other than heroin)	1	4	7.0	28.0	0	2	7.0	14.0
	Drug related occurrence	0	30	7.0	210.0	1	35	7.0	245.0
	Total	2	49	7.0	343.0	2	46	7.0	322.0
Drugs	Trafficking Cocaine	0	2	55.1	110.2	0	2	55.1	110.2
	Trafficking Other Controlled Drugs and Substance Act	0	2	55.1	110.2	0	1	55.1	55.1
	Trafficking - Methamphetamine (Crystal Meth)	1	2	55.1	110.2	1	2	55.1	110.2
	Trafficking û Opioid (other than heroin)	0	1	55.1	55.1	0	0		0.0
	Possession of cannabis for purpose of selling	0	0		0.0	0	2	55.1	110.2



Calls For Service (CFS) Billing Summary Report

Haldimand County December - 2021

Billing Categories <i>(Billing categories below do not match traditional crime groupings)</i>		2021				2020			
		December	Year to Date	Time Standard	Year To Date Weighted Hours	December	Year to Date	Time Standard	Year To Date Weighted Hours
Drugs	Cultivate, propagate or harvest cannabis by adult	0	1	55.1	55.1	0	0		0.0
	DRUG Operation - Residential Grow [Indoor]	0	0		0.0	0	1	55.1	55.1
	Total	1	8	55.1	440.8	1	8	55.1	440.8
Statutes & Acts	Landlord/Tenant	2	103	3.4	350.2	5	95	3.4	323.0
	Mental Health Act	13	150	3.4	510.0	12	115	3.4	391.0
	Mental Health Act - No contact with Police	1	14	3.4	47.6	0	2	3.4	6.8
	Mental Health Act - Attempt Suicide	0	18	3.4	61.2	3	31	3.4	105.4
	Mental Health Act - Threat of Suicide	5	64	3.4	217.6	5	55	3.4	187.0
	Mental Health Act - Voluntary Transport	2	26	3.4	88.4	4	29	3.4	98.6
	Mental Health Act - Placed on Form	1	22	3.4	74.8	1	22	3.4	74.8
	Mental Health Act - Apprehension	3	34	3.4	115.6	7	12	3.4	40.8
	Custody Dispute	0	0		0.0	0	1	3.4	3.4
	Trespass To Property Act	7	167	3.4	567.8	12	159	3.4	540.6
	Family Law Act - Other	0	0		0.0	0	1	3.4	3.4
	Total	34	598	3.4	2,033.2	49	522	3.4	1,774.8
Operational	Animal -Master code	1	2	3.7	7.4	0	5	3.7	18.5
	Animal - Bear Complaint	0	1	3.7	3.7	0	0		0.0
	Animal - Left in Vehicle	0	8	3.7	29.6	0	7	3.7	25.9
	Animal Rabid	0	2	3.7	7.4	0	1	3.7	3.7
	Animal Bite	0	8	3.7	29.6	1	13	3.7	48.1
	Animal Stray	1	36	3.7	133.2	1	34	3.7	125.8
	Animal Injured	1	21	3.7	77.7	3	22	3.7	81.4
	Animal - Other	0	13	3.7	48.1	0	13	3.7	48.1
	Animal - Dog Owners Liability Act	0	2	3.7	7.4	1	7	3.7	25.9
	Domestic Disturbance	24	314	3.7	1,161.8	25	361	3.7	1,335.7
	Suspicious Person	25	282	3.7	1,043.4	22	392	3.7	1,450.4
	Phone -Master code	0	2	3.7	7.4	0	11	3.7	40.7
	Phone -Nuisance - No Charges Laid	2	22	3.7	81.4	3	32	3.7	118.4
	Phone -Obscene - No Charges Laid	0	1	3.7	3.7	0	2	3.7	7.4



Calls For Service (CFS) Billing Summary Report

Haldimand County December - 2021

Billing Categories <i>(Billing categories below do not match traditional crime groupings)</i>		2021				2020			
		December	Year to Date	Time Standard	Year To Date Weighted Hours	December	Year to Date	Time Standard	Year To Date Weighted Hours
Operational	Phone -Threatening - No Charges Laid	0	9	3.7	33.3	0	3	3.7	11.1
	Phone -Other - No Charges Laid	0	2	3.7	7.4	0	8	3.7	29.6
	Text- related Incident (Texting)	0	1	3.7	3.7	0	0		0.0
	Fire - Building	4	19	3.7	70.3	2	23	3.7	85.1
	Fire - Vehicle	3	31	3.7	114.7	2	22	3.7	81.4
	Fire - Other	1	16	3.7	59.2	0	18	3.7	66.6
	Insecure Condition - Master code	1	11	3.7	40.7	1	15	3.7	55.5
	Insecure Condition - Building	0	2	3.7	7.4	0	1	3.7	3.7
	Missing Person - Master code	0	3	3.7	11.1	0	0		0.0
	Missing Person under 12	0	3	3.7	11.1	0	8	3.7	29.6
	Missing Person 12 & older	0	14	3.7	51.8	1	28	3.7	103.6
	Missing Person Located Under 12	0	5	3.7	18.5	0	6	3.7	22.2
	Missing Person Located 12 & older	1	19	3.7	70.3	1	20	3.7	74.0
	Noise Complaint - Master code	13	160	3.7	592.0	10	205	3.7	758.5
	Noise Complaint - Vehicle	0	0		0.0	0	3	3.7	11.1
	Noise Complaint - Residence	1	15	3.7	55.5	0	14	3.7	51.8
	Noise Complaint - Business	0	0		0.0	0	1	3.7	3.7
	Noise Complaint - Animal	0	15	3.7	55.5	0	15	3.7	55.5
	Noise Complaint - Others	0	6	3.7	22.2	0	14	3.7	51.8
	Accident - non-MVC - Master code	1	6	3.7	22.2	2	8	3.7	29.6
	Accident - non-MVC - Industrial	0	1	3.7	3.7	0	0		0.0
	Accident - non-MVC - Construction Site	0	0		0.0	0	1	3.7	3.7
	Accident - non-MVC - Commercial	0	1	3.7	3.7	0	2	3.7	7.4
	Accident - non-MVC - Residential	0	2	3.7	7.4	0	1	3.7	3.7
	Accident -non MVC - Others	0	1	3.7	3.7	0	1	3.7	3.7



Calls For Service (CFS) Billing Summary Report

Haldimand County December - 2021

Billing Categories <i>(Billing categories below do not match traditional crime groupings)</i>		2021				2020			
		December	Year to Date	Time Standard	Year To Date Weighted Hours	December	Year to Date	Time Standard	Year To Date Weighted Hours
Operational	Found Property - Master code	7	89	3.7	329.3	7	85	3.7	314.5
	Found - License Plate	0	4	3.7	14.8	0	5	3.7	18.5
	Found - Vehicle Accessories	0	2	3.7	7.4	0	2	3.7	7.4
	Found-Personal Accessories	0	7	3.7	25.9	0	9	3.7	33.3
	Found-Household Property	0	5	3.7	18.5	0	1	3.7	3.7
	Found-Jewellery	0	1	3.7	3.7	0	0		0.0
	Found-Radio,TV,Sound-Reprod. Equip.	0	2	3.7	7.4	0	2	3.7	7.4
	Found-Sporting Goods, Hobby Equip.	0	1	3.7	3.7	0	0		0.0
	Found-Machinery & Tools	0	0		0.0	0	1	3.7	3.7
	Found-Bicycles	0	1	3.7	3.7	0	2	3.7	7.4
	Found - Gun	0	0		0.0	1	2	3.7	7.4
	Found-Others	0	5	3.7	18.5	1	11	3.7	40.7
	Lost Property -Master code	2	22	3.7	81.4	0	22	3.7	81.4
	Lost License Plate	0	6	3.7	22.2	1	10	3.7	37.0
	Lost-Personal Accessories	0	9	3.7	33.3	0	7	3.7	25.9
	Lost-Household Property	1	4	3.7	14.8	0	1	3.7	3.7
	Lost-Jewellery	0	1	3.7	3.7	0	0		0.0
	Lost-Radio,TV,Sound-Reprod. Equip.	0	2	3.7	7.4	0	1	3.7	3.7
	Lost-Sporting Goods, Hobby Equip.	0	0		0.0	0	1	3.7	3.7
	Lost - Gun	0	1	3.7	3.7	0	0		0.0
	Lost-Others	0	5	3.7	18.5	1	6	3.7	22.2
	Sudden Death - Accidental	0	2	3.7	7.4	0	0		0.0
	Sudden Death - Drowning	0	1	3.7	3.7	0	2	3.7	7.4
	Sudden Death - Suicide	0	8	3.7	29.6	0	3	3.7	11.1
	Sudden Death - Natural Causes	3	30	3.7	111.0	3	46	3.7	170.2
	Sudden Death - Others	1	5	3.7	18.5	2	7	3.7	25.9



Calls For Service (CFS) Billing Summary Report

Haldimand County December - 2021

Billing Categories (Billing categories below do not match traditional crime groupings)		2021				2020			
		December	Year to Date	Time Standard	Year To Date Weighted Hours	December	Year to Date	Time Standard	Year To Date Weighted Hours
Operational	Sudden Death - Apparent Overdose-Overdose	0	3	3.7	11.1	1	6	3.7	22.2
	Suspicious Vehicle	13	221	3.7	817.7	18	292	3.7	1,080.4
	Trouble with Youth	8	141	3.7	521.7	2	116	3.7	429.2
	Medical Assistance - Other	0	0		0.0	0	4	3.7	14.8
	Vehicle Recovered - Master code	0	2	3.7	7.4	0	0		0.0
	Vehicle Recovered - Automobile	2	21	3.7	77.7	3	19	3.7	70.3
	Vehicle Recovered - Trucks	2	18	3.7	66.6	1	27	3.7	99.9
	Vehicle Recovered - All Terrain Veh	0	1	3.7	3.7	0	0		0.0
	Vehicle Recovered - Farm Vehicles	0	1	3.7	3.7	0	0		0.0
	Vehicle Recovered - Constr. Vehicle	0	3	3.7	11.1	0	1	3.7	3.7
	Vehicle Recovered - Other	0	4	3.7	14.8	0	2	3.7	7.4
	Unwanted Persons	8	120	3.7	444.0	5	93	3.7	344.1
	Neighbour Dispute	13	286	3.7	1,058.2	20	254	3.7	939.8
	Bomb Threat	0	0		0.0	1	1	3.7	3.7
	By-Law -Master code	0	10	3.7	37.0	0	12	3.7	44.4
	Noise By-Law	0	3	3.7	11.1	0	5	3.7	18.5
	Dogs By-Law	0	1	3.7	3.7	0	0		0.0
	Firearms (Discharge) By-Law	0	0		0.0	0	2	3.7	7.4
	Loitering By-Law	0	0		0.0	0	1	3.7	3.7
	Other Municipal By-Laws	4	62	3.7	229.4	2	81	3.7	299.7
	Fireworks By-Law	0	1	3.7	3.7	0	1	3.7	3.7
	Traffic By-Law	2	18	3.7	66.6	0	28	3.7	103.6
	Overdose/Suspected Overdose	0	1	3.7	3.7	0	1	3.7	3.7
	Overdose/Suspected Overdose - Opioid Related	0	1	3.7	3.7	0	2	3.7	7.4
	Assist Fire Department	2	17	3.7	62.9	1	16	3.7	59.2
	Assist Public	65	895	3.7	3,311.5	85	1,216	3.7	4,499.2
	Distressed/Overdue Motorist	0	5	3.7	18.5	0	14	3.7	51.8
	Compassionate Message	0	1	3.7	3.7	0	0		0.0



Calls For Service (CFS) Billing Summary Report

Haldimand County December - 2021

Billing Categories <i>(Billing categories below do not match traditional crime groupings)</i>		2021				2020			
		December	Year to Date	Time Standard	Year To Date Weighted Hours	December	Year to Date	Time Standard	Year To Date Weighted Hours
Operational	Family Dispute	21	294	3.7	1,087.8	20	273	3.7	1,010.1
	Suspicious Package	0	0		0.0	0	1	3.7	3.7
	Protest - Demonstration	0	3	3.7	11.1	0	6	3.7	22.2
	Total	233	3,402	3.7	12,587.4	250	4,017	3.7	14,862.9
Operational2	False Alarm-Accidental Trip	0	2	1.3	2.6	0	2	1.3	2.6
	False Alarm-Malfunction	0	0		0.0	0	1	1.3	1.3
	False Holdup Alarm-Accidental Trip	1	31	1.3	40.3	6	37	1.3	48.1
	False Alarm -Others	15	181	1.3	235.3	9	248	1.3	322.4
	False Alarm - Cancelled	0	1	1.3	1.3	0	3	1.3	3.9
	Keep the Peace	9	179	1.3	232.7	10	202	1.3	262.6
	911 call / 911 hang up	8	197	1.3	256.1	25	187	1.3	243.1
	911 hang up - Pocket Dial	0	3	1.3	3.9	0	0		0.0
	911 call - Dropped Cell	11	107	1.3	139.1	8	111	1.3	144.3
	Total	44	701	1.3	911.3	58	791	1.3	1,028.3
Traffic	MVC (MOTOR VEHICLE COLLISION) -Master code	0	2	3.5	7.0	0	1	3.5	3.5
	MVC - Personal Injury (MOTOR VEHICLE COLLISION)	4	66	3.5	231.0	11	92	3.5	322.0
	MVC - Prop. Dam. Non Reportable	18	127	3.5	444.5	32	201	3.5	703.5
	MVC - Prop. Dam. Reportable (MOTOR VEHICLE COLLISION)	53	410	3.5	1,435.0	43	373	3.5	1,305.5
	MVC - Prop. Dam. Failed to Remain (MOTOR VEHICLE COLLISION)	4	37	3.5	129.5	4	53	3.5	185.5
	MVC - Pers. Inj. Failed To Remain (MOTOR VEHICLE COLLISION)	0	4	3.5	14.0	1	3	3.5	10.5
	MVC - Fatal (MOTOR VEHICLE COLLISION)	1	4	3.5	14.0	0	2	3.5	7.0
	MVC - Others (MOTOR VEHICLE COLLISION)	0	8	3.5	28.0	0	0		0.0
	Road Rage	0	0		0.0	0	1	3.5	3.5



Calls For Service (CFS) Billing Summary Report

Haldimand County December - 2021

Billing Categories (Billing categories below do not match traditional crime groupings)		2021				2020			
		December	Year to Date	Time Standard	Year To Date Weighted Hours	December	Year to Date	Time Standard	Year To Date Weighted Hours
Traffic	Total	80	658	3.5	2,303.0	91	726	3.5	2,541.0
Total		500	6,753		30,203.6	562	7,655		34,206.7



Calls For Service (CFS) Billing Summary Report

Haldimand County December - 2021

Billing Categories (Billing categories below do not match traditional crime groupings)	2021				2020			
	December	Year to Date	Time Standard	Year To Date Weighted Hours	December	Year to Date	Time Standard	Year To Date Weighted Hours
Violent Criminal Code	24	278	16.1	4,475.8	23	306	16.1	4,926.6
Property Crime Violations	67	871	6.5	5,661.5	69	1,025	6.5	6,662.5
Other Criminal Code Violations (Excluding traffic)	15	188	7.7	1,447.6	19	214	7.7	1,647.8
Drug Possession	2	49	7.0	343.0	2	46	7.0	322.0
Drugs	1	8	55.1	440.8	1	8	55.1	440.8
Statutes & Acts	34	598	3.4	2,033.2	49	522	3.4	1,774.8
Operational	233	3,402	3.7	12,587.4	250	4,017	3.7	14,862.9
Operational2	44	701	1.3	911.3	58	791	1.3	1,028.3
Traffic	80	658	3.5	2,303.0	91	726	3.5	2,541.0
Total	500	6,753		30,203.6	562	7,655		34,206.7