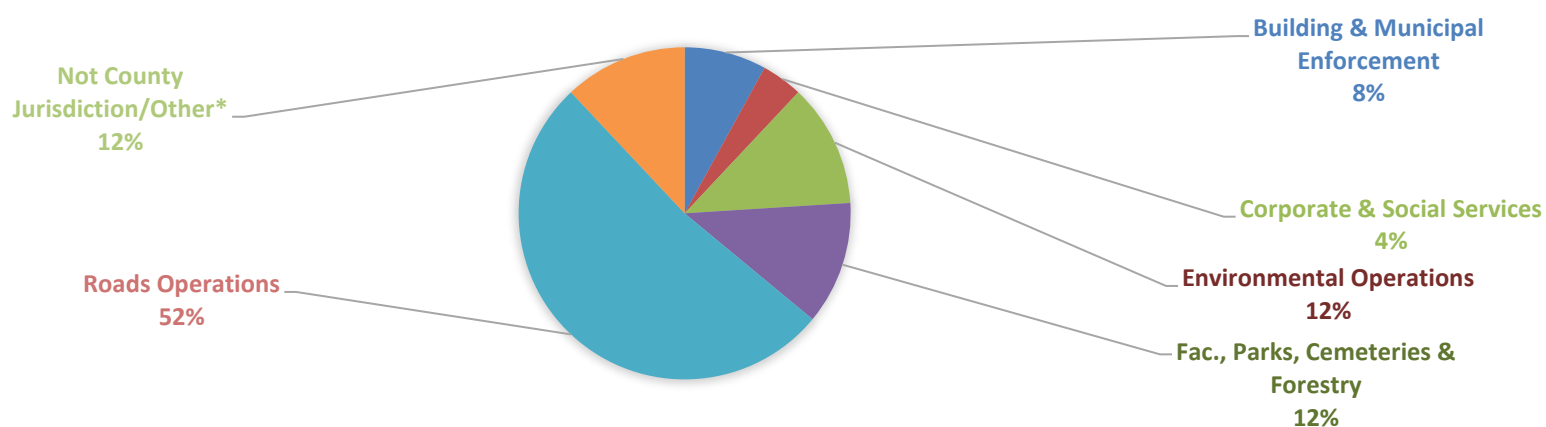
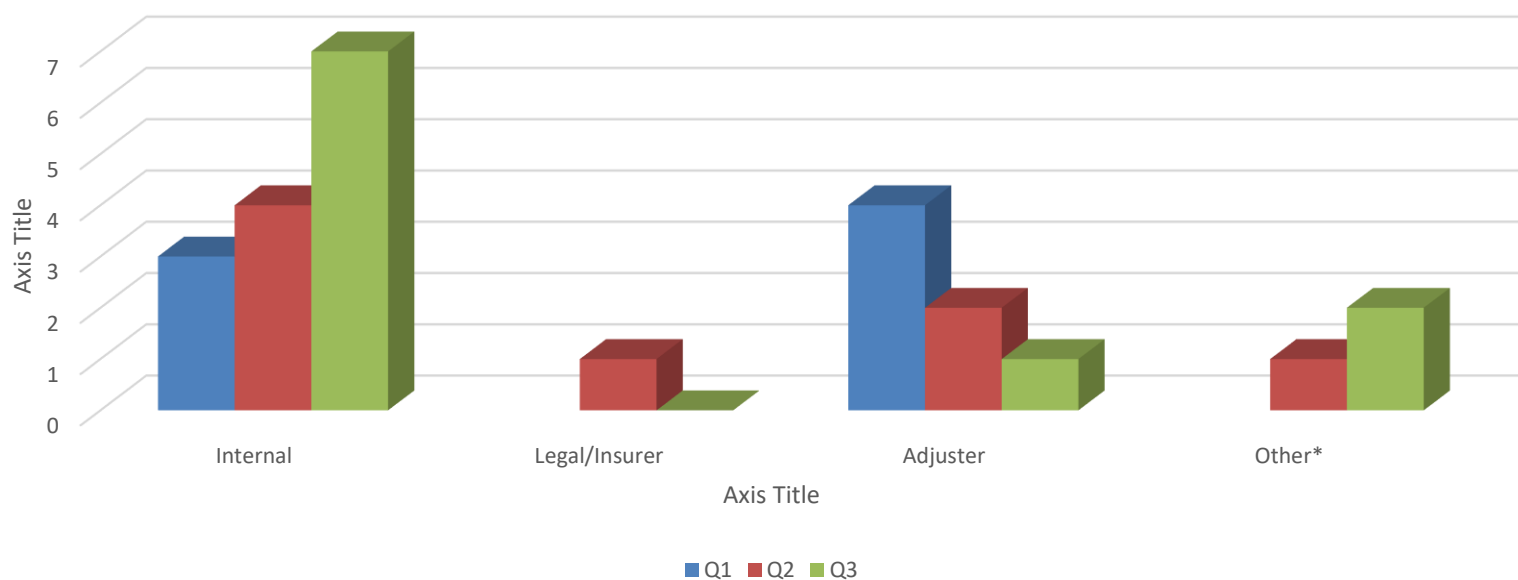


Haldimand County							
2021 - Q3 Claims Data - Total Claims against the County							
Dept./Division Affected	Q1	Q2	Q3	2018 YTD	2019 YTD	2020 YTD	2021 YTD
Building & Municipal Enforcement	0	1	1	1	0	1	2
Comm. Dev. & Partnerships	0	0	0	0	0	0	0
Corporate & Social Services	0	1	0	3	0	0	1
Council & Mayor's Office	0	0	0	0	1	0	0
Economic Dev. & Tourism	0	0	0	0	0	0	0
Emergency Services	0	0	0	0	2	1	0
Engineering Services	0	0	0	2	0	0	0
Environmental Operations	1	0	2	0	8	2	3
Fac., Parks, Cemeteries & Forestry	1	0	2	3	8	4	3
Financial & Data Services	0	0	0	0	0	0	0
Fleet Operations	0	0	0	0	0	0	0
Grandview Lodge	0	0	0	0	1	0	0
Libraries	0	0	0	0	0	0	0
Roads Operations	4	5	2	20	16	12	11
Not County Jurisdiction/Other*	1	1	3	1	0	6	5
Total	7	8	10	30	36	26	25

2021 - YTD - DISTRIBUTION OF CLAIMS

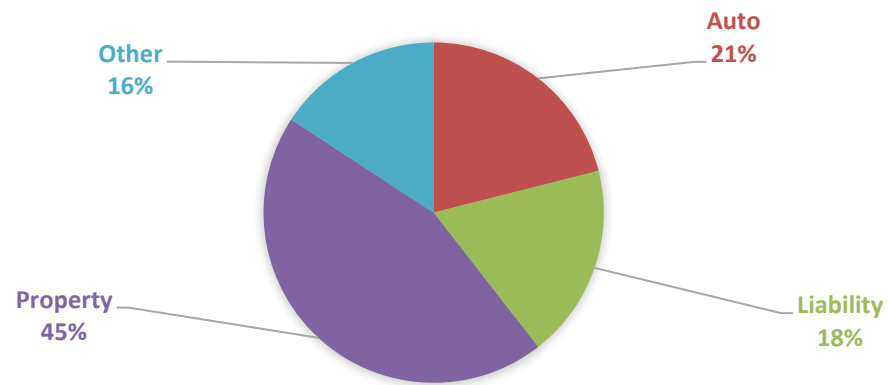
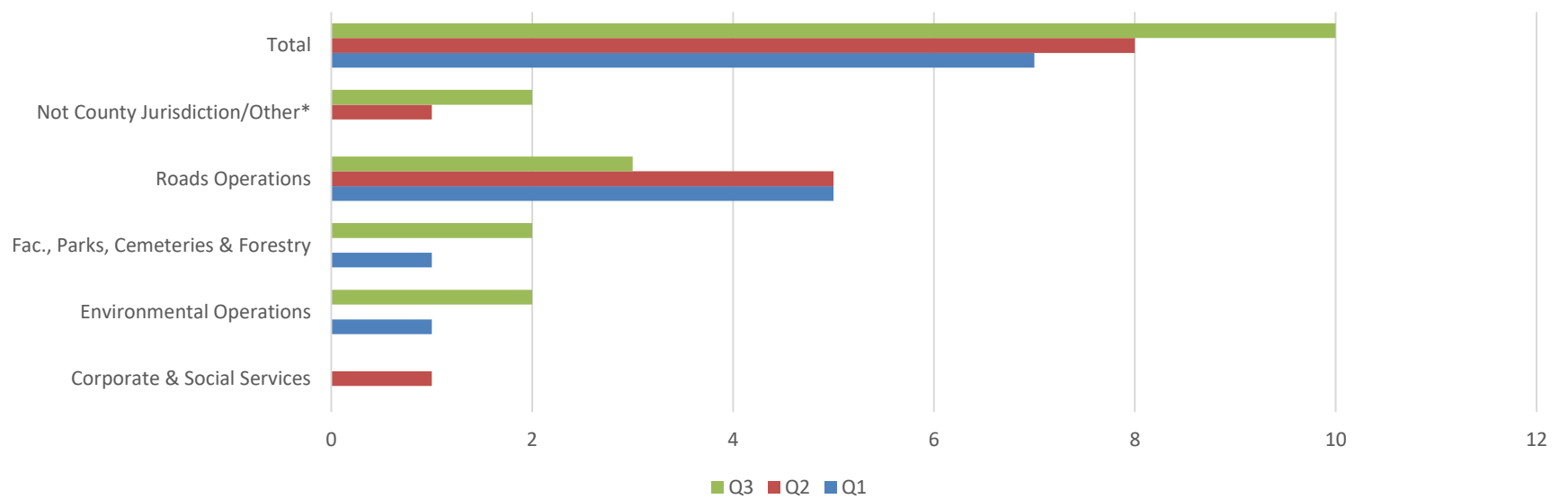


2021 - YTD - MANAGMENT OF CLAIMS



*Third Party/Contractor Responsibility

Data showing zero values have been removed from charts

2021 - YTD - INCIDENT TYPES**2021 - YTD - Total Claims Against the County**

Data showing zero values have been removed from charts