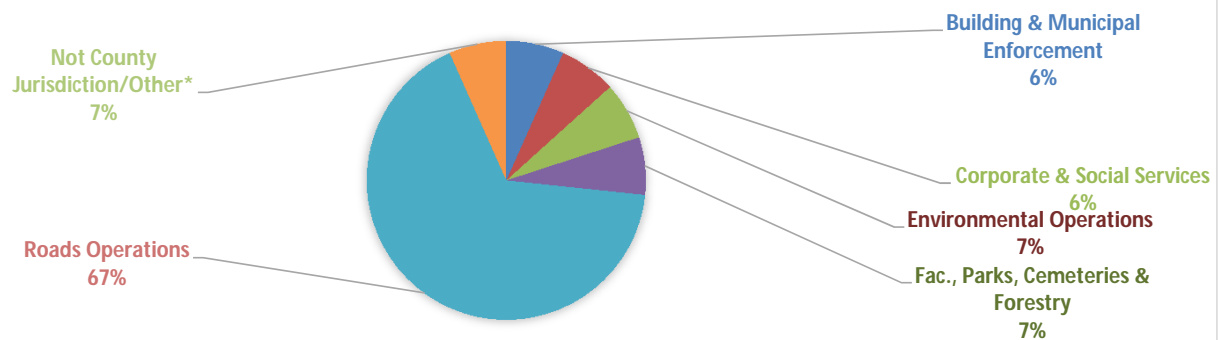
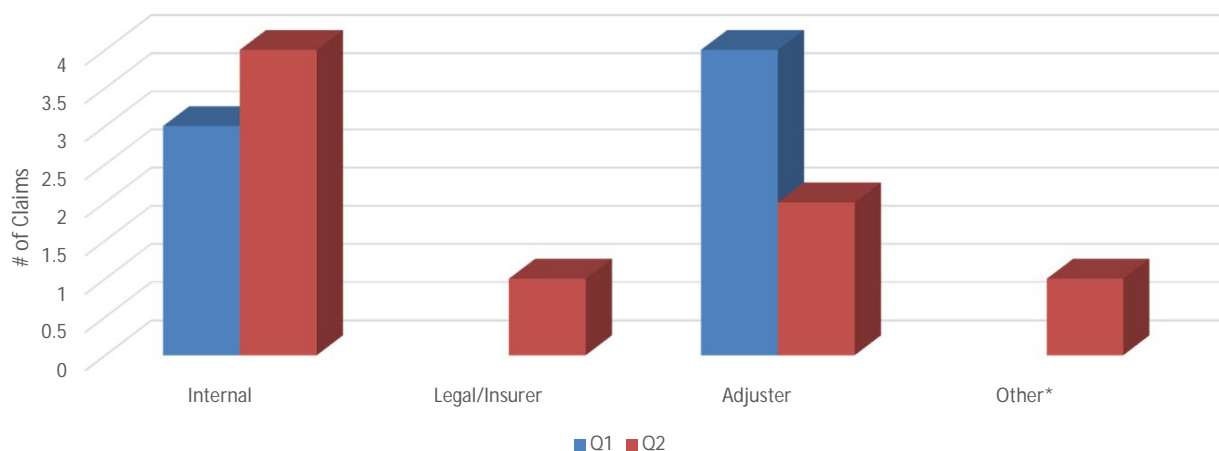


Haldimand County						
2021 - Q2 Claims Data - Total Claims against the County						
Dept./Division Affected	Q1	Q2	2018 YTD	2019 YTD	2020 YTD	2021 YTD
Building & Municipal Enforcement	0	1	0	0	1	1
Comm. Dev. & Partnerships	0	0	1	0	0	0
Corporate & Social Services	0	1	1	0	0	1
Council & Mayor's Office	0	0	0	1	1	0
Economic Dev. & Tourism	0	0	0	0	0	0
Emergency Services	0	0	0	2	0	0
Engineering Services	0	0	2	0	0	0
Environmental Operations	1	0	0	3	1	1
Fac., Parks, Cemeteries & Forestry	1	0	1	7	3	1
Financial & Data Services	0	0	0	0	0	0
Fleet Operations	0	0	1	0	0	0
Grandview Lodge	0	0	0	0	0	0
Libraries	0	0	0	0	0	0
Roads Operations	4	5	17	6	8	9
Not County Jurisdiction/Other*	1	1	0	0	5	2
Total	7	8	23	19	19	15

2021 - YTD - DISTRIBUTION OF CLAIMS

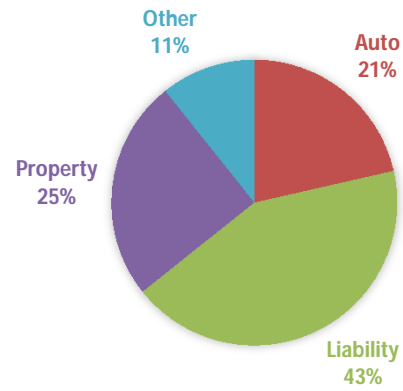
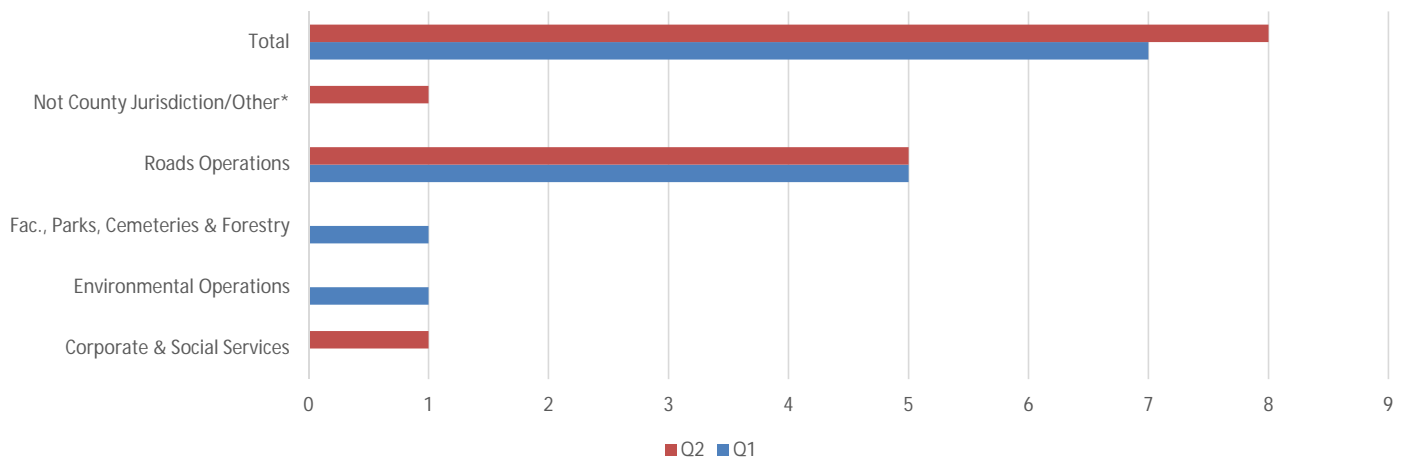


2021 - YTD - MANAGEMENT OF CLAIMS



*Third Party/Contractor Responsibility

Data showing zero values have been removed from charts

2021 - YTD - INCIDENT TYPES**2021 - YTD - Total Claims Against Haldimand County**

Data showing zero values have been removed from charts