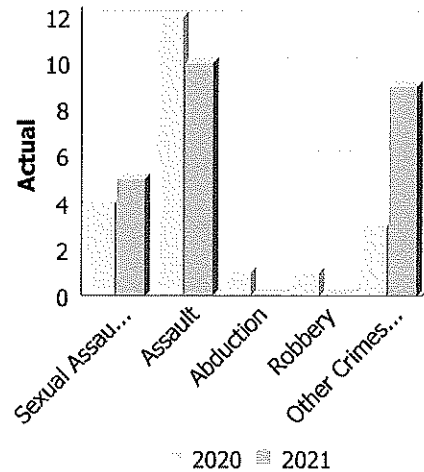


Police Services Board Report for Haldimand County
Records Management System
January - 2021

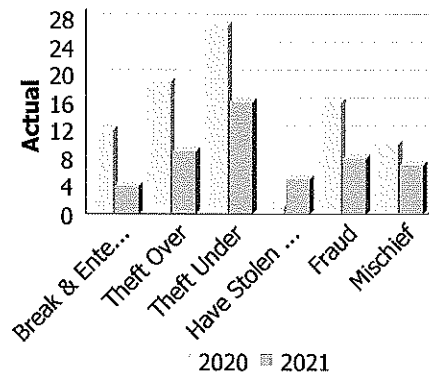
Violent Crime

Actual	January			Year to Date - January		
	2020	2021	% Change	2020	2021	% Change
Murder	0	0	--	0	0	--
Other Offences Causing Death	0	0	--	0	0	--
Attempted Murder	0	0	--	0	0	--
Sexual Assault	4	5	25.0%	4	5	25.0%
Assault	12	10	-16.7%	12	10	-16.7%
Abduction	1	0	-100.0%	1	0	-100.0%
Robbery	1	0	-100.0%	1	0	-100.0%
Other Crimes Against a Person	3	9	200.0%	3	9	200.0%
Total	21	24	14.3%	21	24	14.3%



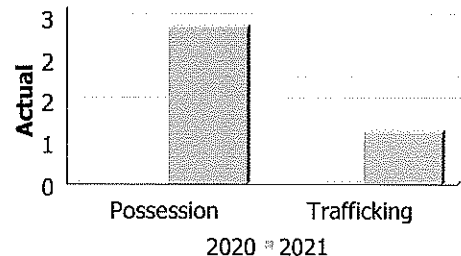
Property Crime

Actual	January			Year to Date - January		
	2020	2021	% Change	2020	2021	% Change
Arson	0	0	--	0	0	--
Break & Enter	12	4	-66.7%	12	4	-66.7%
Theft Over	19	9	-52.6%	19	9	-52.6%
Theft Under	27	16	-40.7%	27	16	-40.7%
Have Stolen Goods	1	5	400.0%	1	5	400.0%
Fraud	16	8	-50.0%	16	8	-50.0%
Mischief	10	7	-30.0%	10	7	-30.0%
Total	85	49	-42.4%	85	49	-42.4%



Drug Crime

Actual	January			Year to Date - January		
	2020	2021	% Change	2020	2021	% Change
Possession	0	3	--	0	3	--
Trafficking	0	1	--	0	1	--
Importation and Production	0	0	--	0	0	--
Total	0	4	--	0	4	--



Detachment: 6C - HALDIMAND COUNTY

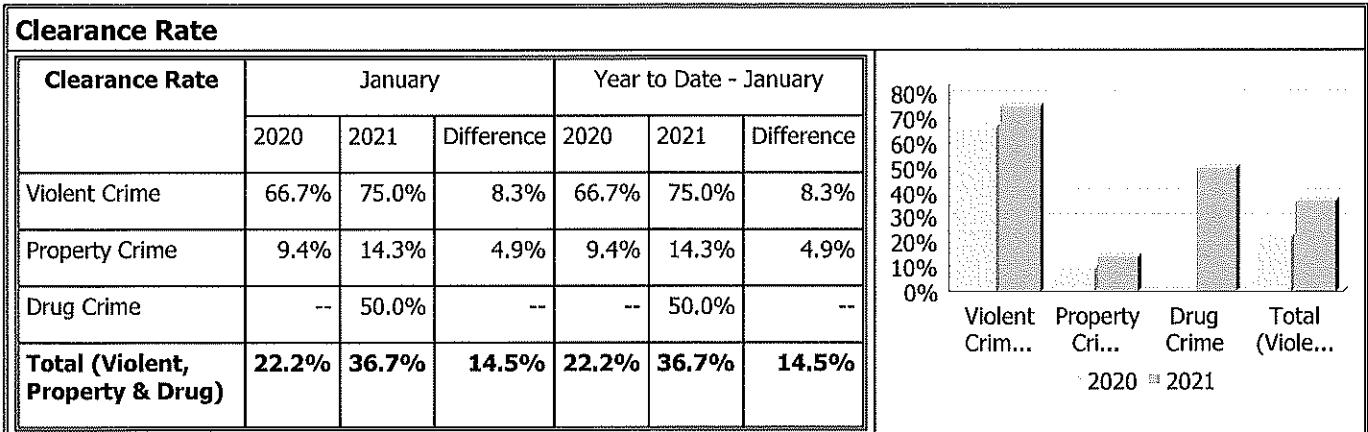
Location code(s): 6C00 - HALDIMAND COUNTY, 6C01 - HALDIMAND COUNTY (Haldimand (MI)) (Inactive)

Data source date:
2021/02/13

Report Generated by:
Clark, Paul

Report Generated on:
Feb 16, 2021 8:20:39 AM
PP-CSC-Operational Planning-4300

Police Services Board Report for Haldimand County
Records Management System
January - 2021



Data contained within this report is dynamic in nature and numbers will change over time as the Ontario Provincial Police continue to investigate and solve crime.

Data Utilized

- Major Crimes
- Niche RMS All Offence Level Business Intelligence Cube

Detachment: 6C - HALDIMAND COUNTY

Location code(s): 6C00 - HALDIMAND COUNTY, 6C01 - HALDIMAND COUNTY (Haldimand (MI)) (Inactive)

Data source date:
2021/02/13

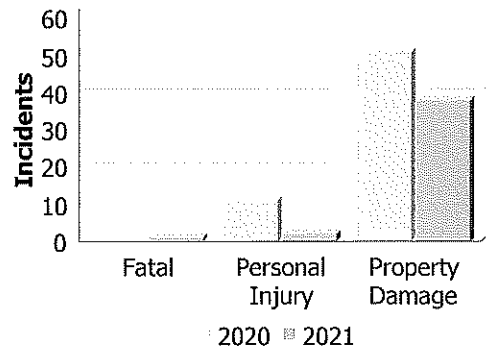
Report Generated by:
Clark, Paul

Report Generated on:
Feb 16, 2021 8:20:39 AM
PP-CSC-Operational Planning-4300

Police Services Board Report for Haldimand County
Collision Reporting System
January - 2021

Motor Vehicle Collisions by Type

Incidents	January			Year to Date - January		
	2020	2021	% Change	2020	2021	% Change
Fatal	0	1	--	0	1	--
Personal Injury	11	2	-81.8%	11	2	-81.8%
Property Damage	51	38	-25.5%	51	38	-25.5%
Total	62	41	-33.9%	62	41	-33.9%



Fatalities in Detachment Area

Incidents		January			Year to Date - January		
		2020	2021	% Change	2020	2021	% Change
Motor Vehicle Collision	Fatal Incidents	0	1	--	0	1	--
	Alcohol Related	0	0	--	0	0	--
Off-Road Vehicle	Fatal Incidents	0	0	--	0	0	--
	Alcohol Related	0	0	--	0	0	--
Motorized Snow Vehicle	Fatal Incidents	0	0	--	0	0	--
	Alcohol Related	0	0	--	0	0	--

Persons Killed	January			Year to Date - January		
	2020	2021	% Change	2020	2021	% Change
Motor Vehicle Collision	0	1	--	0	1	--
Off-Road Vehicle	0	0	--	0	0	--
Motorized Snow Vehicle	0	0	--	0	0	--

Detachment: 6C - HALDIMAND COUNTY

Location code(s): 6C00-HALDIMAND COUNTY, 6C01-HALDIMAND COUNTY (Haldimand (MI))

Data source date:
2021/02/15

Report Generated by:
Clark, Paul

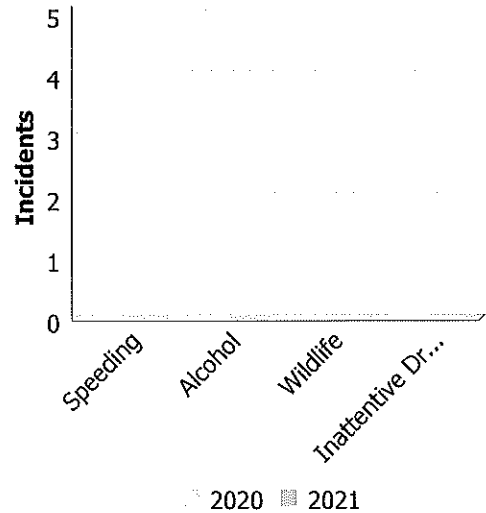
Report Generated on:
Feb 16, 2021 8:21:37 AM
PP-CSC-Operational Planning-4300

**Police Services Board Report for Haldimand County
Collision Reporting System
January - 2021**

Primary Causal Factors in Fatal Motor Vehicle Collisions

Incidents	January			Year to Date - January		
	2020	2021	% Change	2020	2021	% Change
Speeding as a contributing factor	0	0	0	0	0	0
Where alcohol is involved	0	0	0	0	0	0
Wildlife as a contributing factor	0	0	0	0	0	0
Inattentive driver as a contributing factor	0	0	0	0	0	0

Persons Killed	January			Year to Date - January		
	2020	2021	% Change	2020	2021	% Change
Seatbelt as a contributing factor	0	0	0	0	0	0



Data Utilized

- SQL online application reporting system – OPP CRS 2.3.09
- Collision Reporting System Business Intelligence Cube

Detachment: 6C - HALDIMAND COUNTY

Location code(s): 6C00-HALDIMAND COUNTY, 6C01-HALDIMAND COUNTY (Haldimand (MI))

Data source date:
2021/02/15

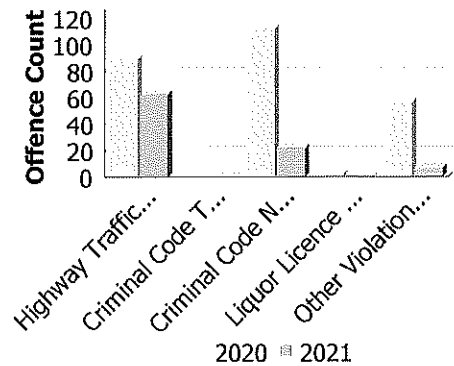
Report Generated by:
Clark, Paul

Report Generated on:
Feb 16, 2021 8:21:37 AM
PP-CSC-Operational Planning-4300

**Police Services Board Report for Haldimand County
Integrated Court Offence Network
January - 2021**

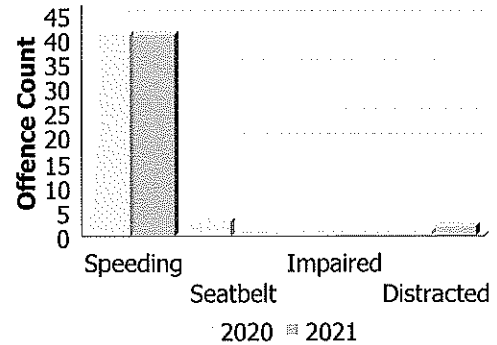
Criminal Code and Provincial Statute Charges Laid

Offence Count	January			Year to Date - January		
	2020	2021	% Change	2020	2021	% Change
Highway Traffic Act	90	63	-30.0%	90	63	-30.0%
Criminal Code Traffic	11	1	-90.9%	11	1	-90.9%
Criminal Code Non-Traffic	102	21	-79.4%	102	21	-79.4%
Liquor Licence Act	2	1	-50.0%	2	1	-50.0%
Other Violations	57	7	-87.7%	57	7	-87.7%
All Violations	262	93	-64.5%	262	93	-64.5%



Traffic Related Charges

Offence Count	January			Year to Date - January		
	2020	2021	% Change	2020	2021	% Change
Speeding	41	41	0.0%	41	41	0.0%
Seatbelt	3	0	-100.0%	3	0	-100.0%
Impaired	3	1	-66.7%	3	1	-66.7%
Distracted	1	2	100.0%	1	2	100.0%



Integrated Court Offence Network data is updated on a monthly basis: Data could be as much as a month and a half behind.

Data Utilized

- Ministry of Attorney General, Integrated Court Offence Network
- Integrated Court Offence Network Charge Business Intelligence Cube

Detachment: 6C - HALDIMAND COUNTY

Location code(s): 6C00 - HALDIMAND COUNTY, 6C01 - HALDIMAND COUNTY (Haldimand (MI)) (Inactive)

Data source date:

Feb 9, 2021 11:36:06 AM

Report Generated by:

Clark, Paul

Report Generated on:

Feb 16, 2021 8:22:37 AM

PP-CSC-Operational Planning-4300

**Police Services Board Report for Haldimand County
2021/Jan**

Public Complaints	
Policy	0
Service	0
Conduct	0

Date information collected from Professional Standards Bureau Commander Reports: 2021-02-16

Data Source

Ontario Provincial Police, Professional Standards Bureau Commander Reports

- Includes all public policy, service and conduct complaints submitted to the Office of the Independent Police Review Director (OIPRD)

Secondary Employment

Daily Activity Reporting Patrol Hours

Total Hours	2021/Jan
Number of Cruiser Patrol Hours	933.50
Number of Motorcycle Patrol Hours	0.00
Number of Marine Patrol Hours	0.00
Number of ATV Patrol Hours	0.00
Number of Snowmobile Patrol Hours	0.00
Number of Bicycle Patrol Hours	0.00
Number of Foot Patrol Hours	18.75
Number of School Patrol Hours	0.00

Data source (Daily Activity Reporting System) date: 2021/02/13

Detachment: 6C - HALDIMAND COUNTY

Location code(s): 6C00 - HALDIMAND COUNTY, 6C01 - HALDIMAND COUNTY (Haldimand (MI))

Report Generated by:
Clark, Paul

Report Generated on:
Feb 16, 2021 8:19:00 AM
PP-CSC-Operational Planning-4300

Updated : Saturday, February 13, 2021 - Current Period : 2021/02/13

2021 Total All OPP Home Loc Total 167 - Patrol-Foot All Response Type All Initial Reported Time All
 Municipality All Days of Week All Ranks MEASURES

Total Hours as values	<i>Caledonia</i>	<i>Cayuga</i>	<i>Dunville</i>	<i>Hagersville</i>	<i>Jarvis</i>	<i>Provincial Parks</i>	<i>Selkirk</i>	Total
2021/Jan	0.00	3.00	10.00	2.50	2.25	0.50	0.00	18.25
2021/Feb	0.00	0.00	1.25	2.00	1.00	2.00	0.00	6.25
2021/Mar	0.00	0.00	0.00	0.00	0.00	0.00	0.00	0.00
2021/Apr	0.00	0.00	0.00	0.00	0.00	0.00	0.00	0.00
2021/May	0.00	0.00	0.00	0.00	0.00	0.00	0.00	0.00
2021/Jun	0.00	0.00	0.00	0.00	0.00	0.00	0.00	0.00
2021/Jul	0.00	0.00	0.00	0.00	0.00	0.00	0.00	0.00
2021/Aug	0.00	0.00	0.00	0.00	0.00	0.00	0.00	0.00
2021/Sep	0.00	0.00	0.00	0.00	0.00	0.00	0.00	0.00
2021/Oct	0.00	0.00	0.00	0.00	0.00	0.00	0.00	0.00
2021/Nov	0.00	0.00	0.00	0.00	0.00	0.00	0.00	0.00
2021/Dec	0.00	0.00	0.00	0.00	0.00	0.00	0.00	0.00
2021 Total	0.00	3.00	11.25	4.50	3.25	2.50	0.00	24.50



Calls For Service (CFS) Billing Summary Report

Haldimand County January - 2021

Billing Categories <i>(Billing categories below do not match traditional crime groupings)</i>	2021				2020			
	January	Year to Date	Time Standard	Year To Date Weighted Hours	January	Year to Date	Time Standard	Year To Date Weighted Hours
Violent Criminal Code	26	26	16.0	416.0	21	21	16.0	336.0
Property Crime Violations	53	53	6.5	344.5	82	82	6.5	533.0
Other Criminal Code Violations (Excluding traffic)	17	17	7.8	132.6	13	13	7.8	101.4
Drug Possession	5	5	6.5	32.5	4	4	6.5	26.0
Drugs	1	1	45.9	45.9	1	1	45.9	45.9
Statutes & Acts	50	50	3.4	170.0	38	38	3.4	129.2
Operational	219	219	3.6	788.4	290	290	3.6	1,044.0
Operational2	42	42	1.3	54.6	81	81	1.3	105.3
Traffic	36	36	3.4	122.4	75	75	3.4	255.0
Total	449	449		2,106.9	605	605		2,575.8



Calls For Service (CFS) Billing Summary Report

Haldimand County January - 2021

Billing Categories <i>(Billing categories below do not match traditional crime groupings)</i>		2021				2020			
		January	Year to Date	Time Standard	Year To Date Weighted Hours	January	Year to Date	Time Standard	Year To Date Weighted Hours
Violent Criminal Code	Sexual Assault With a Weapon	1	1	16.0	16.0	0	0		0.0
	Sexual Assault	4	4	16.0	64.0	2	2	16.0	32.0
	Sexual Interference	0	0		0.0	3	3	16.0	48.0
	Assault With Weapon or Causing Bodily Harm- Level 2	3	3	16.0	48.0	2	2	16.0	32.0
	Assault-Level 1	7	7	16.0	112.0	10	10	16.0	160.0
	Robbery, With Threat of Violence	0	0		0.0	1	1	16.0	16.0
	Criminal Harassment	2	2	16.0	32.0	0	0		0.0
	Indecent/Harassing Communications	0	0		0.0	1	1	16.0	16.0
	Utter Threats -Master code	1	1	16.0	16.0	0	0		0.0
	Utter Threats to Person	8	8	16.0	128.0	2	2	16.0	32.0
	Total	26	26	16.0	416.0	21	21	16.0	336.0
Property Crime Violations	Break & Enter	4	4	6.5	26.0	11	11	6.5	71.5
	Theft Over - Trailers	1	1	6.5	6.5	1	1	6.5	6.5
	Theft Over - Other Theft	1	1	6.5	6.5	1	1	6.5	6.5
	Theft FROM Motor Vehicle Over \$5,000	1	1	6.5	6.5	0	0		0.0
	Theft of Motor Vehicle	2	2	6.5	13.0	6	6	6.5	39.0
	Theft of - Automobile	1	1	6.5	6.5	1	1	6.5	6.5
	Theft of - Trucks	1	1	6.5	6.5	7	7	6.5	45.5
	Theft of - All Terrain Vehicles	3	3	6.5	19.5	2	2	6.5	13.0
	Theft of - Other Motor Vehicles	0	0		0.0	1	1	6.5	6.5
	Theft under - Bicycles	1	1	6.5	6.5	0	0		0.0
	Theft under - Trailers	0	0		0.0	2	2	6.5	13.0
	Theft under - Other Theft	3	3	6.5	19.5	5	5	6.5	32.5
	Theft Under - Gasoline Drive-off	5	5	6.5	32.5	7	7	6.5	45.5
	Theft FROM Motor Vehicle Under \$5,000	3	3	6.5	19.5	3	3	6.5	19.5
	Theft Under \$5,000 [SHOPLIFTING]	5	5	6.5	32.5	7	7	6.5	45.5
	Possession of Stolen Goods over \$5,000	4	4	6.5	26.0	1	1	6.5	6.5
	Fraud -Master code	1	1	6.5	6.5	0	0		0.0
Fraud - Steal/Forge/Poss./Use Credit Card	1	1	6.5	6.5	5	5	6.5	32.5	



Calls For Service (CFS) Billing Summary Report

Haldimand County January - 2021

Billing Categories <i>(Billing categories below do not match traditional crime groupings)</i>		2021				2020			
		January	Year to Date	Time Standard	Year To Date Weighted Hours	January	Year to Date	Time Standard	Year To Date Weighted Hours
Property Crime Violations	Fraud - False Pretence < = \$5,000	1	1	6.5	6.5	0	0		0.0
	Fraud -Money/property/ security > \$5,000	0	0		0.0	1	1	6.5	6.5
	Fraud -Money/property/ security <= \$5,000	2	2	6.5	13.0	4	4	6.5	26.0
	Fraud - Other	2	2	6.5	13.0	4	4	6.5	26.0
	Fraud - False Pretence > \$5,000	0	0		0.0	1	1	6.5	6.5
	Mischief - master code	6	6	6.5	39.0	9	9	6.5	58.5
	Mischief [Graffiti - Non Gang Related]	1	1	6.5	6.5	1	1	6.5	6.5
	Interfere with lawful use, enjoyment of property	1	1	6.5	6.5	0	0		0.0
	Property Damage	3	3	6.5	19.5	2	2	6.5	13.0
	Total	53	53	6.5	344.5	82	82	6.5	533.0
Other Criminal Code Violations (Excluding traffic)	Offensive Weapons- Other Weapons Offences	1	1	7.8	7.8	1	1	7.8	7.8
	Bail Violations - Fail To Comply	7	7	7.8	54.6	2	2	7.8	15.6
	Bail Violations - Others	1	1	7.8	7.8	1	1	7.8	7.8
	Counterfeit Money - Master code	0	0		0.0	2	2	7.8	15.6
	Uttering Counterfeit Money	0	0		0.0	2	2	7.8	15.6
	Disturb the Peace	1	1	7.8	7.8	2	2	7.8	15.6
	Public Morals	0	0		0.0	1	1	7.8	7.8
	Trespass at Night	1	1	7.8	7.8	0	0		0.0
	Breach of Probation	3	3	7.8	23.4	2	2	7.8	15.6
	Disobey court order/Misconduct executing process	2	2	7.8	15.6	0	0		0.0
	Utter Threats to damage property	1	1	7.8	7.8	0	0		0.0
Total	17	17	7.8	132.6	13	13	7.8	101.4	
Drug Possession	Possession Other Controlled Drugs and Substance Act	2	2	6.5	13.0	0	0		0.0
	Possession - Methamphetamine (Crystal Meth)	1	1	6.5	6.5	0	0		0.0
	Possession 0 Opioid (other than heroin)	0	0		0.0	1	1	6.5	6.5
	Drug related occurrence	2	2	6.5	13.0	3	3	6.5	19.5
	Total	5	5	6.5	32.5	4	4	6.5	26.0



Calls For Service (CFS) Billing Summary Report

Haldimand County January - 2021

Billing Categories <i>(Billing categories below do not match traditional crime groupings)</i>		2021				2020			
		January	Year to Date	Time Standard	Year To Date Weighted Hours	January	Year to Date	Time Standard	Year To Date Weighted Hours
Drugs	Trafficking Cocaine	1	1	45.9	45.9	0	0		0.0
	Possession of cannabis for purpose of selling	0	0		0.0	1	1	45.9	45.9
	Total	1	1	45.9	45.9	1	1	45.9	45.9
Statutes & Acts	Landlord/Tenant	7	7	3.4	23.8	10	10	3.4	34.0
	Mental Health Act	15	15	3.4	51.0	9	9	3.4	30.6
	Mental Health Act - Attempt Suicide	1	1	3.4	3.4	2	2	3.4	6.8
	Mental Health Act 0 Threat of Suicide	8	8	3.4	27.2	5	5	3.4	17.0
	Mental Health Act - Voluntary Transport	3	3	3.4	10.2	4	4	3.4	13.6
	Mental Health Act - Placed on Form	1	1	3.4	3.4	0	0		0.0
	Trespass To Property Act	15	15	3.4	51.0	8	8	3.4	27.2
	Total	50	50	3.4	170.0	38	38	3.4	129.2
Operational	Animal -Master code	1	1	3.6	3.6	0	0		0.0
	Animal Stray	4	4	3.6	14.4	1	1	3.6	3.6
	Animal Injured	2	2	3.6	7.2	1	1	3.6	3.6
	Animal - Other	0	0		0.0	1	1	3.6	3.6
	Animal - Dog Owners Liability Act	0	0		0.0	1	1	3.6	3.6
	Domestic Disturbance	20	20	3.6	72.0	33	33	3.6	118.8
	Suspicious Person	22	22	3.6	79.2	25	25	3.6	90.0
	Phone -Nuisance - No Charges Laid	2	2	3.6	7.2	3	3	3.6	10.8
	Phone -Obscene - No Charges Laid	0	0		0.0	1	1	3.6	3.6
	Phone -Threatening - No Charges Laid	1	1	3.6	3.6	0	0		0.0
	Phone -Other - No Charges Laid	1	1	3.6	3.6	1	1	3.6	3.6
	Fire - Building	2	2	3.6	7.2	2	2	3.6	7.2
	Fire - Other	0	0		0.0	1	1	3.6	3.6
	Insecure Condition - Master code	1	1	3.6	3.6	0	0		0.0
	Missing Person under 12	1	1	3.6	3.6	0	0		0.0
	Missing Person 12 & older	1	1	3.6	3.6	2	2	3.6	7.2
	Missing Person Located 12 & older	1	1	3.6	3.6	2	2	3.6	7.2
Noise Complaint -Master code	8	8	3.6	28.8	6	6	3.6	21.6	



Calls For Service (CFS) Billing Summary Report

Haldimand County January - 2021

Billing Categories <i>(Billing categories below do not match traditional crime groupings)</i>		2021				2020			
		January	Year to Date	Time Standard	Year To Date Weighted Hours	January	Year to Date	Time Standard	Year To Date Weighted Hours
Operational	Noise Complaint - Residence	1	1	3.6	3.6	1	1	3.6	3.6
	Noise Complaint - Animal	0	0		0.0	2	2	3.6	7.2
	Noise Complaint - Others	0	0		0.0	1	1	3.6	3.6
	Found Property -Master code	3	3	3.6	10.8	12	12	3.6	43.2
	Found - License Plate	0	0		0.0	1	1	3.6	3.6
	Found-Personal Accessories	0	0		0.0	1	1	3.6	3.6
	Found-Household Property	2	2	3.6	7.2	0	0		0.0
	Found-Others	1	1	3.6	3.6	0	0		0.0
	Lost Property -Master code	1	1	3.6	3.6	1	1	3.6	3.6
	Lost License Plate	0	0		0.0	2	2	3.6	7.2
	Sudden Death - Natural Causes	1	1	3.6	3.6	4	4	3.6	14.4
	Sudden Death - Others	1	1	3.6	3.6	1	1	3.6	3.6
	Suspicious Vehicle	16	16	3.6	57.6	28	28	3.6	100.8
	Trouble with Youth	4	4	3.6	14.4	8	8	3.6	28.8
	Vehicle Recovered - Automobile	2	2	3.6	7.2	4	4	3.6	14.4
	Vehicle Recovered - Trucks	1	1	3.6	3.6	1	1	3.6	3.6
	Unwanted Persons	1	1	3.6	3.6	9	9	3.6	32.4
	Neighbour Dispute	19	19	3.6	68.4	8	8	3.6	28.8
	Firearms (Discharge) By-Law	0	0		0.0	1	1	3.6	3.6
	Other Municipal By-Laws	3	3	3.6	10.8	11	11	3.6	39.6
	Traffic By-Law	0	0		0.0	3	3	3.6	10.8
	Assist Fire Department	1	1	3.6	3.6	2	2	3.6	7.2
	Assist Public	80	80	3.6	288.0	87	87	3.6	313.2
	Distressed/Overdue Motorist	1	1	3.6	3.6	0	0		0.0
	Family Dispute	14	14	3.6	50.4	22	22	3.6	79.2
	Total	219	219	3.6	788.4	290	290	3.6	1,044.0
Operational2	False Alarm-Malfunction	0	0		0.0	1	1	1.3	1.3
	False Holdup Alarm-Accidental Trip	1	1	1.3	1.3	2	2	1.3	2.6
	False Alarm -Others	7	7	1.3	9.1	26	26	1.3	33.8
	Keep the Peace	15	15	1.3	19.5	22	22	1.3	28.6
	911 call / 911 hang up	12	12	1.3	15.6	21	21	1.3	27.3



Calls For Service (CFS) Billing Summary Report

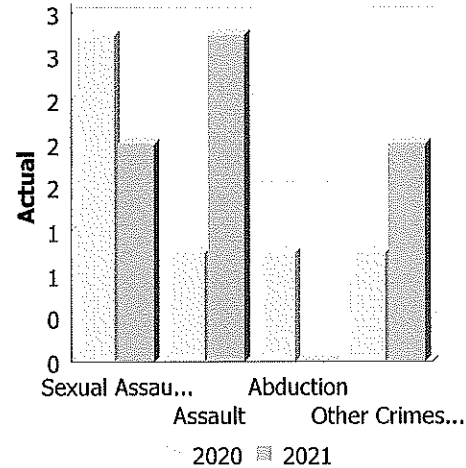
Haldimand County January - 2021

Billing Categories <i>(Billing categories below do not match traditional crime groupings)</i>		2021				2020			
		January	Year to Date	Time Standard	Year To Date Weighted Hours	January	Year to Date	Time Standard	Year To Date Weighted Hours
Operational2	911 hang up - Pocket Dial	1	1	1.3	1.3	0	0		0.0
	911 call - Dropped Cell	6	6	1.3	7.8	9	9	1.3	11.7
	Total	42	42	1.3	54.6	81	81	1.3	105.3
Traffic	MVC - Personal Injury (MOTOR VEHICLE COLLISION)	0	0		0.0	7	7	3.4	23.8
	MVC - Prop. Dam. Non Reportable	12	12	3.4	40.8	23	23	3.4	78.2
	MVC - Prop. Dam. Reportable (MOTOR VEHICLE COLLISION)	23	23	3.4	78.2	34	34	3.4	115.6
	MVC - Prop. Dam. Failed to Remain (MOTOR VEHICLE COLLISION)	0	0		0.0	10	10	3.4	34.0
	MVC - Fatal (MOTOR VEHICLE COLLISION)	1	1	3.4	3.4	0	0		0.0
	Road Rage	0	0		0.0	1	1	3.4	3.4
	Total	36	36	3.4	122.4	75	75	3.4	255.0
Total	449	449		2,106.9	605	605		2,575.8	

Police Services Board Report for Caledonia
Records Management System
January - 2021

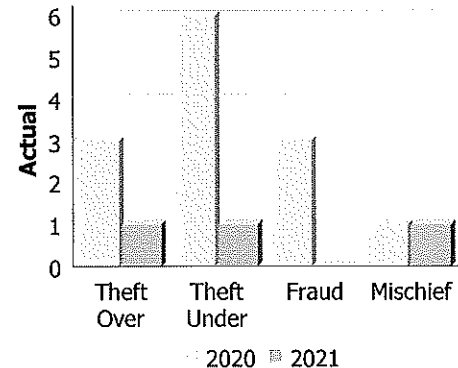
Violent Crime

Actual	January			Year to Date - January		
	2020	2021	% Change	2020	2021	% Change
Murder	0	0	--	0	0	--
Other Offences Causing Death	0	0	--	0	0	--
Attempted Murder	0	0	--	0	0	--
Sexual Assault	3	2	-33.3%	3	2	-33.3%
Assault	1	3	200.0%	1	3	200.0%
Abduction	1	0	-100.0%	1	0	-100.0%
Robbery	0	0	--	0	0	--
Other Crimes Against a Person	1	2	100.0%	1	2	100.0%
Total	6	7	16.7%	6	7	16.7%



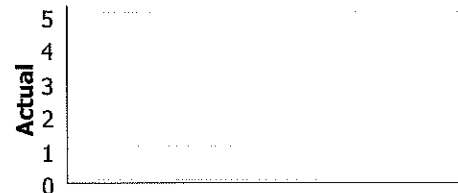
Property Crime

Actual	January			Year to Date - January		
	2020	2021	% Change	2020	2021	% Change
Arson	0	0	--	0	0	--
Break & Enter	0	0	--	0	0	--
Theft Over	3	1	-66.7%	3	1	-66.7%
Theft Under	6	1	-83.3%	6	1	-83.3%
Have Stolen Goods	0	0	--	0	0	--
Fraud	3	0	-100.0%	3	0	-100.0%
Mischief	1	1	0.0%	1	1	0.0%
Total	13	3	-76.9%	13	3	-76.9%



Drug Crime

Actual	January			Year to Date - January		
	2020	2021	% Change	2020	2021	% Change
Possession	0	0	--	0	0	--
Trafficking	0	0	--	0	0	--
Importation and Production	0	0	--	0	0	--
Total	0	0	--	0	0	--



Detachment: 6C - HALDIMAND COUNTY

Location code(s): 6C00 - HALDIMAND COUNTY, 6C01 - HALDIMAND COUNTY (Haldimand (MI)) (Inactive), 6C70 - [NEW CREDIT] MISSISSAUGAS OF THE NEW CREDIT FN, 6C71 - SIX NATIONS OF THE GRAND RIVER TERRITORY FN

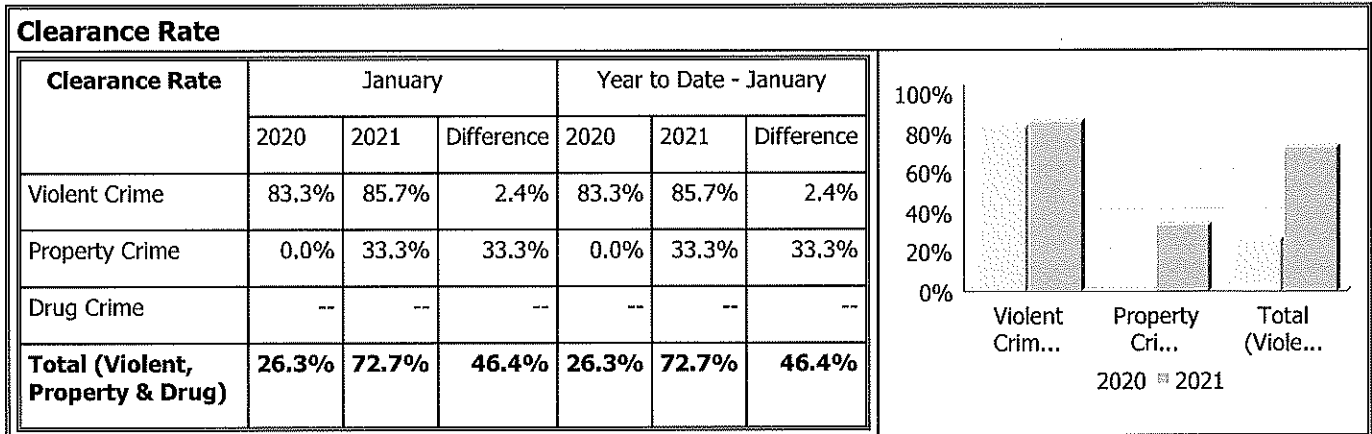
Area code(s): 6324 - Caledonia

Data source date:
2021/02/13

Report Generated by:
Clark, Paul

Report Generated on:
Feb 16, 2021 8:23:37 AM
PP-CSC-Operational Planning-4300

Police Services Board Report for Caledonia
Records Management System
January - 2021



Data contained within this report is dynamic in nature and numbers will change over time as the Ontario Provincial Police continue to investigate and solve crime.

Data Utilized

- Major Crimes
- Niche RMS All Offence Level Business Intelligence Cube

Detachment: 6C - HALDIMAND COUNTY

Location code(s): 6C00 - HALDIMAND COUNTY, 6C01 - HALDIMAND COUNTY (Haldimand (MI)) (Inactive), 6C70 - [NEW CREDIT] MISSISSAUGAS OF THE NEW CREDIT FN, 6C71 - SIX NATIONS OF THE GRAND RIVER TERRITORY FN

Area code(s): 6324 - Caledonia

Data source date:
2021/02/13

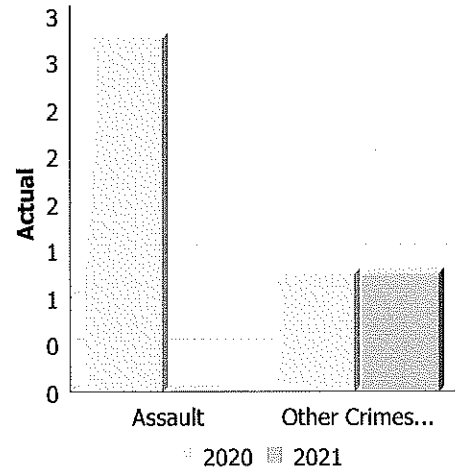
Report Generated by:
Clark, Paul

Report Generated on:
Feb 16, 2021 8:23:37 AM
PP-CSC-Operational Planning-4300

**Police Services Board Report for Cayuga
Records Management System
January - 2021**

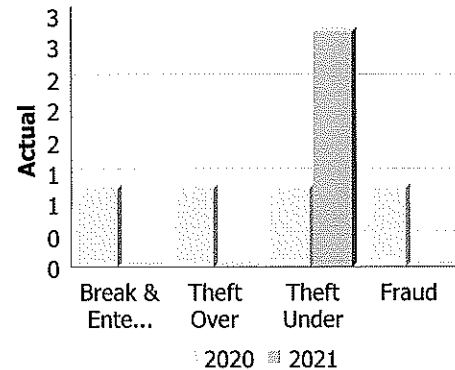
Violent Crime

Actual	January			Year to Date - January		
	2020	2021	% Change	2020	2021	% Change
Murder	0	0	--	0	0	--
Other Offences Causing Death	0	0	--	0	0	--
Attempted Murder	0	0	--	0	0	--
Sexual Assault	0	0	--	0	0	--
Assault	3	0	-100.0%	3	0	-100.0%
Abduction	0	0	--	0	0	--
Robbery	0	0	--	0	0	--
Other Crimes Against a Person	1	1	0.0%	1	1	0.0%
Total	4	1	-75.0%	4	1	-75.0%



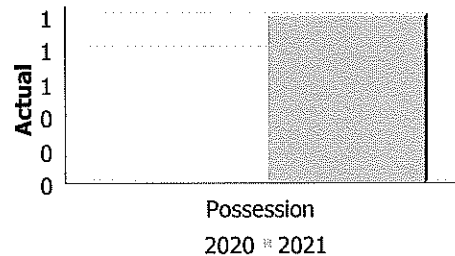
Property Crime

Actual	January			Year to Date - January		
	2020	2021	% Change	2020	2021	% Change
Arson	0	0	--	0	0	--
Break & Enter	1	0	-100.0%	1	0	-100.0%
Theft Over	1	0	-100.0%	1	0	-100.0%
Theft Under	1	3	200.0%	1	3	200.0%
Have Stolen Goods	0	0	--	0	0	--
Fraud	1	0	-100.0%	1	0	-100.0%
Mischief	0	0	--	0	0	--
Total	4	3	-25.0%	4	3	-25.0%



Drug Crime

Actual	January			Year to Date - January		
	2020	2021	% Change	2020	2021	% Change
Possession	0	1	--	0	1	--
Trafficking	0	0	--	0	0	--
Importation and Production	0	0	--	0	0	--
Total	0	1	--	0	1	--



Detachment: 6C - HALDIMAND COUNTY

Location code(s): 6C00 - HALDIMAND COUNTY, 6C01 - HALDIMAND COUNTY (Haldimand (MI)) (Inactive), 6C70 - [NEW CREDIT] MISSISSAUGAS OF THE NEW CREDIT FN, 6C71 - SIX NATIONS OF THE GRAND RIVER TERRITORY FN

Area code(s): 6326 - Cayuga

Data source date:
2021/02/13

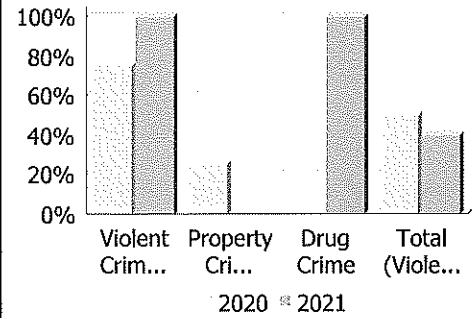
Report Generated by:
Clark, Paul

Report Generated on:
Feb 16, 2021 8:24:49 AM
PP-CSC-Operational Planning-4300

**Police Services Board Report for Cayuga
Records Management System
January - 2021**

Clearance Rate

Clearance Rate	January			Year to Date - January		
	2020	2021	Difference	2020	2021	Difference
Violent Crime	75.0%	100.0%	25.0%	75.0%	100.0%	25.0%
Property Crime	25.0%	0.0%	-25.0%	25.0%	0.0%	-25.0%
Drug Crime	--	100.0%	--	--	100.0%	--
Total (Violent, Property & Drug)	50.0%	40.0%	-10.0%	50.0%	40.0%	-10.0%



Data contained within this report is dynamic in nature and numbers will change over time as the Ontario Provincial Police continue to investigate and solve crime.

Data Utilized

- Major Crimes
- Niche RMS All Offence Level Business Intelligence Cube

Detachment: 6C - HALDIMAND COUNTY

Location code(s): 6C00 - HALDIMAND COUNTY, 6C01 - HALDIMAND COUNTY (Haldimand (MI)) (Inactive), 6C70 - [NEW CREDIT] MISSISSAUGAS OF THE NEW CREDIT FN, 6C71 - SIX NATIONS OF THE GRAND RIVER TERRITORY FN

Area code(s): 6326 - Cayuga

Data source date:
2021/02/13

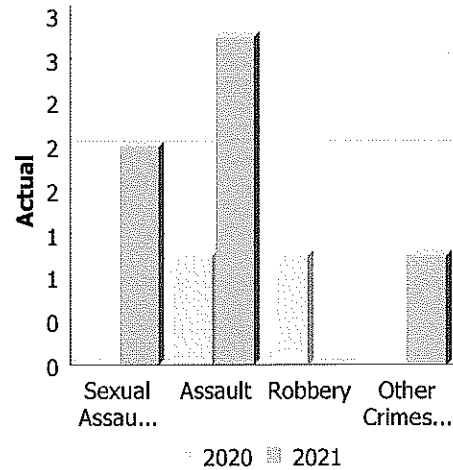
Report Generated by:
Clark, Paul

Report Generated on:
Feb 16, 2021 8:24:49 AM
PP-CSC-Operational Planning-4300

Police Services Board Report for Dunville
Records Management System
January - 2021

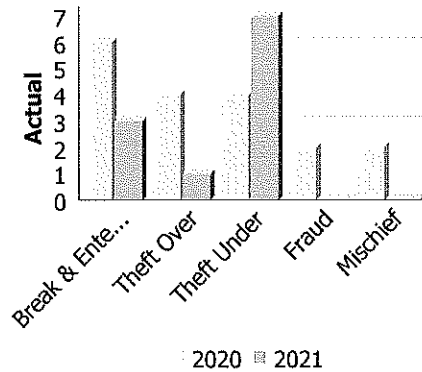
Violent Crime

Actual	January			Year to Date - January		
	2020	2021	% Change	2020	2021	% Change
Murder	0	0	--	0	0	--
Other Offences Causing Death	0	0	--	0	0	--
Attempted Murder	0	0	--	0	0	--
Sexual Assault	0	2	--	0	2	--
Assault	1	3	200.0%	1	3	200.0%
Abduction	0	0	--	0	0	--
Robbery	1	0	-100.0%	1	0	-100.0%
Other Crimes Against a Person	0	1	--	0	1	--
Total	2	6	200.0%	2	6	200.0%



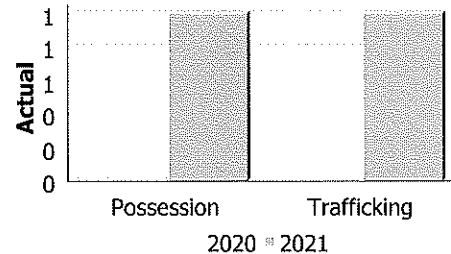
Property Crime

Actual	January			Year to Date - January		
	2020	2021	% Change	2020	2021	% Change
Arson	0	0	--	0	0	--
Break & Enter	6	3	-50.0%	6	3	-50.0%
Theft Over	4	1	-75.0%	4	1	-75.0%
Theft Under	4	7	75.0%	4	7	75.0%
Have Stolen Goods	0	0	--	0	0	--
Fraud	2	0	-100.0%	2	0	-100.0%
Mischief	2	0	-100.0%	2	0	-100.0%
Total	18	11	-38.9%	18	11	-38.9%



Drug Crime

Actual	January			Year to Date - January		
	2020	2021	% Change	2020	2021	% Change
Possession	0	1	--	0	1	--
Trafficking	0	1	--	0	1	--
Importation and Production	0	0	--	0	0	--
Total	0	2	--	0	2	--



Detachment: 6C - HALDIMAND COUNTY

Location code(s): 6C00 - HALDIMAND COUNTY, 6C01 - HALDIMAND COUNTY (Haldimand (MI)) (Inactive), 6C70 - [NEW CREDIT] MISSISSAUGAS OF THE NEW CREDIT FN, 6C71 - SIX NATIONS OF THE GRAND RIVER TERRITORY FN

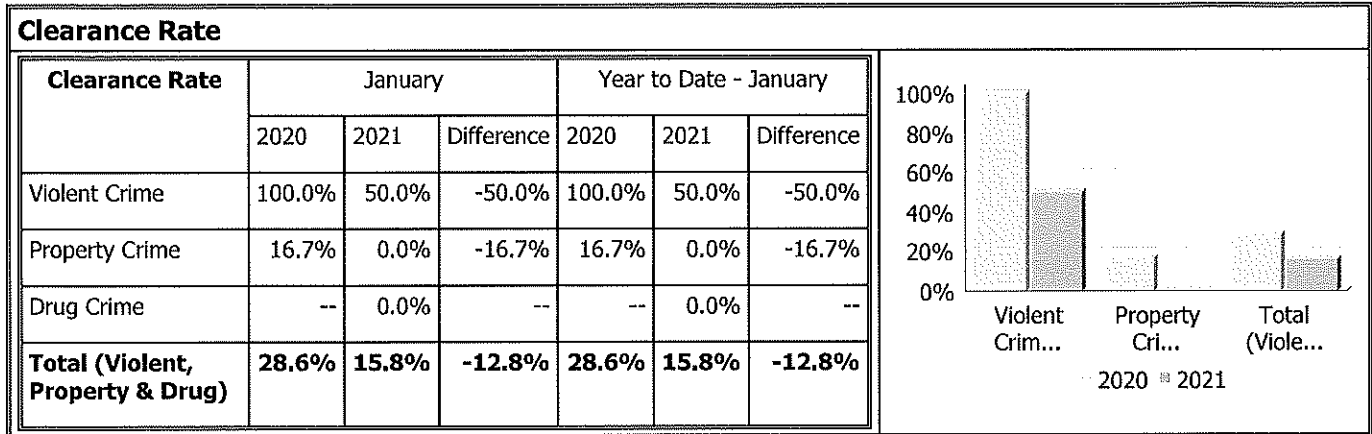
Area code(s): 6328 - Dunnville

Data source date:
2021/02/13

Report Generated by:
Clark, Paul

Report Generated on:
Feb 16, 2021 8:26:04 AM
PP-CSC-Operational Planning-4300

Police Services Board Report for Dunville
Records Management System
January - 2021



Data contained within this report is dynamic in nature and numbers will change over time as the Ontario Provincial Police continue to investigate and solve crime.

Data Utilized

- Major Crimes
- Niche RMS All Offence Level Business Intelligence Cube

Detachment: 6C - HALDIMAND COUNTY

Location code(s): 6C00 - HALDIMAND COUNTY, 6C01 - HALDIMAND COUNTY (Haldimand (MI)) (Inactive), 6C70 - [NEW CREDIT] MISSISSAUGAS OF THE NEW CREDIT FN, 6C71 - SIX NATIONS OF THE GRAND RIVER TERRITORY FN

Area code(s): 6328 - Dunnville

Data source date:
2021/02/13

Report Generated by:
Clark, Paul

Report Generated on:
Feb 16, 2021 8:26:04 AM
PP-CSC-Operational Planning-4300

**Police Services Board Report for Hagersville
Records Management System
January - 2021**

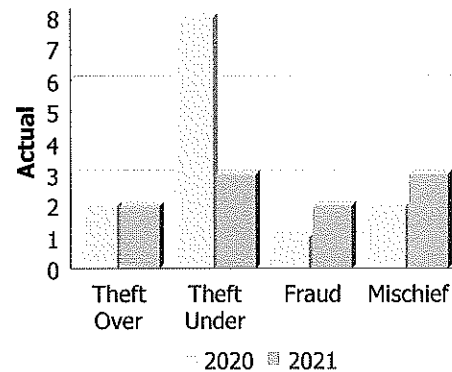
Violent Crime

Actual	January			Year to Date - January		
	2020	2021	% Change	2020	2021	% Change
Murder	0	0	--	0	0	--
Other Offences Causing Death	0	0	--	0	0	--
Attempted Murder	0	0	--	0	0	--
Sexual Assault	0	1	--	0	1	--
Assault	4	0	-100.0%	4	0	-100.0%
Abduction	0	0	--	0	0	--
Robbery	0	0	--	0	0	--
Other Crimes Against a Person	1	1	0.0%	1	1	0.0%
Total	5	2	-60.0%	5	2	-60.0%



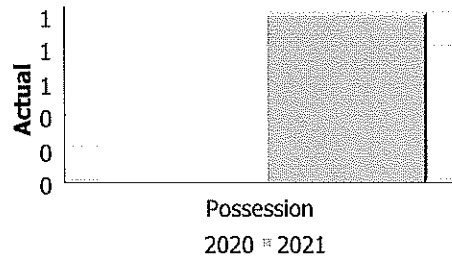
Property Crime

Actual	January			Year to Date - January		
	2020	2021	% Change	2020	2021	% Change
Arson	0	0	--	0	0	--
Break & Enter	0	0	--	0	0	--
Theft Over	2	2	0.0%	2	2	0.0%
Theft Under	8	3	-62.5%	8	3	-62.5%
Have Stolen Goods	0	0	--	0	0	--
Fraud	1	2	100.0%	1	2	100.0%
Mischief	2	3	50.0%	2	3	50.0%
Total	13	10	-23.1%	13	10	-23.1%



Drug Crime

Actual	January			Year to Date - January		
	2020	2021	% Change	2020	2021	% Change
Possession	0	1	--	0	1	--
Trafficking	0	0	--	0	0	--
Importation and Production	0	0	--	0	0	--
Total	0	1	--	0	1	--



Detachment: 6C - HALDIMAND COUNTY

Location code(s): 6C00 - HALDIMAND COUNTY, 6C01 - HALDIMAND COUNTY (Haldimand (MI)) (Inactive), 6C70 - [NEW CREDIT] MISSISSAUGAS OF THE NEW CREDIT FN, 6C71 - SIX NATIONS OF THE GRAND RIVER TERRITORY FN

Area code(s): 6320 - Hagersville

Data source date:
2021/02/13

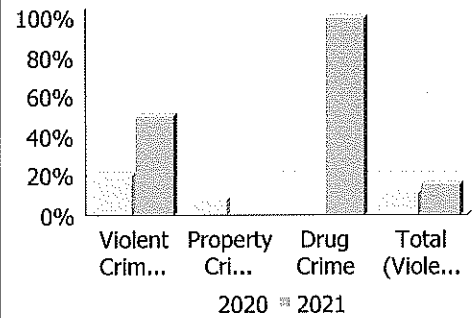
Report Generated by:
Clark, Paul

Report Generated on:
Feb 16, 2021 8:27:27 AM
PP-CSC-Operational Planning-4300

**Police Services Board Report for Hagersville
Records Management System
January - 2021**

Clearance Rate

Clearance Rate	January			Year to Date - January		
	2020	2021	Difference	2020	2021	Difference
Violent Crime	20.0%	50.0%	30.0%	20.0%	50.0%	30.0%
Property Crime	7.7%	0.0%	-7.7%	7.7%	0.0%	-7.7%
Drug Crime	--	100.0%	--	--	100.0%	--
Total (Violent, Property & Drug)	11.1%	15.4%	4.3%	11.1%	15.4%	4.3%



Data contained within this report is dynamic in nature and numbers will change over time as the Ontario Provincial Police continue to investigate and solve crime.

Data Utilized

- Major Crimes
- Niche RMS All Offence Level Business Intelligence Cube

Detachment: 6C - HALDIMAND COUNTY

Location code(s): 6C00 - HALDIMAND COUNTY, 6C01 - HALDIMAND COUNTY (Haldimand (MI)) (Inactive), 6C70 - [NEW CREDIT] MISSISSAUGAS OF THE NEW CREDIT FN, 6C71 - SIX NATIONS OF THE GRAND RIVER TERRITORY FN

Area code(s): 6320 - Hagersville

Data source date:
2021/02/13

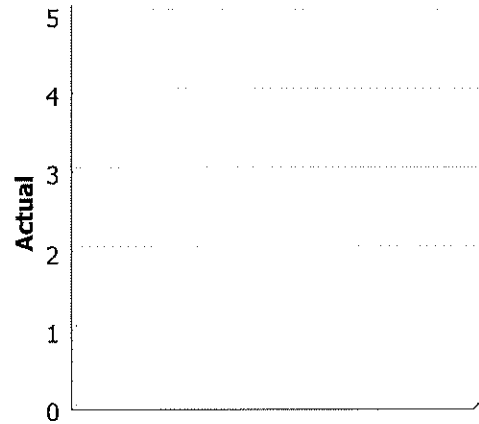
Report Generated by:
Clark, Paul

Report Generated on:
Feb 16, 2021 8:27:27 AM
PP-CSC-Operational Planning-4300

**Police Services Board Report for Jarvis
Records Management System
January - 2021**

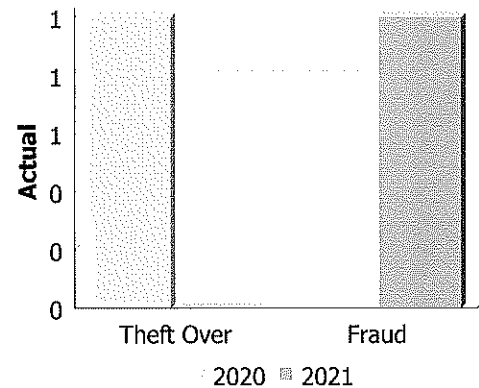
Violent Crime

Actual	January			Year to Date - January		
	2020	2021	% Change	2020	2021	% Change
Murder	0	0	--	0	0	--
Other Offences Causing Death	0	0	--	0	0	--
Attempted Murder	0	0	--	0	0	--
Sexual Assault	0	0	--	0	0	--
Assault	0	0	--	0	0	--
Abduction	0	0	--	0	0	--
Robbery	0	0	--	0	0	--
Other Crimes Against a Person	0	0	--	0	0	--
Total	0	0	--	0	0	--



Property Crime

Actual	January			Year to Date - January		
	2020	2021	% Change	2020	2021	% Change
Arson	0	0	--	0	0	--
Break & Enter	0	0	--	0	0	--
Theft Over	1	0	-100.0%	1	0	-100.0%
Theft Under	0	0	--	0	0	--
Have Stolen Goods	0	0	--	0	0	--
Fraud	0	1	--	0	1	--
Mischief	0	0	--	0	0	--
Total	1	1	0.0%	1	1	0.0%



Drug Crime

Detachment: 6C - HALDIMAND COUNTY

Location code(s): 6C00 - HALDIMAND COUNTY, 6C01 - HALDIMAND COUNTY (Haldimand (MI)) (Inactive), 6C70 - [NEW CREDIT] MISSISSAUGAS OF THE NEW CREDIT FN, 6C71 - SIX NATIONS OF THE GRAND RIVER TERRITORY FN

Area code(s): 6322 - Jarvis


Data source date:
2021/02/13

Report Generated by:
Clark, Paul

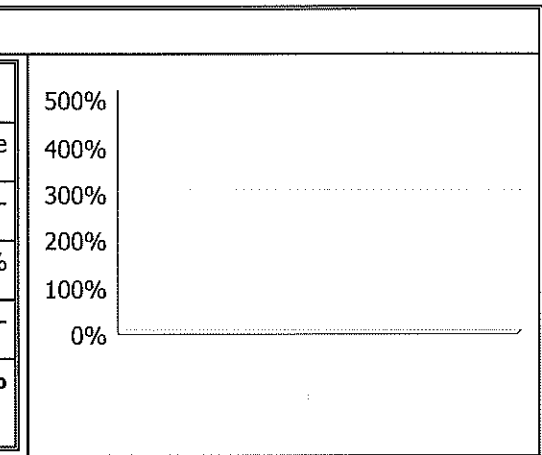
Report Generated on:
Feb 16, 2021 8:28:22 AM
PP-CSC-Operational Planning-4300

**Police Services Board Report for Jarvis
Records Management System
January - 2021**

Actual	January			Year to Date - January		
	2020	2021	% Change	2020	2021	% Change
Possession	0	0	--	0	0	--
Trafficking	0	0	--	0	0	--
Importation and Production	0	0	--	0	0	--
Total	0	0	--	0	0	--



Clearance Rate						
Clearance Rate	January			Year to Date - January		
	2020	2021	Difference	2020	2021	Difference
Violent Crime	--	--	--	--	--	--
Property Crime	0.0%	0.0%	0.0%	0.0%	0.0%	0.0%
Drug Crime	--	--	--	--	--	--
Total (Violent, Property & Drug)	0.0%	0.0%	0.0%	0.0%	0.0%	0.0%



Data contained within this report is dynamic in nature and numbers will change over time as the Ontario Provincial Police continue to investigate and solve crime.

Data Utilized

- Major Crimes
- Niche RMS All Offence Level Business Intelligence Cube

Detachment: 6C - HALDIMAND COUNTY

Location code(s): 6C00 - HALDIMAND COUNTY, 6C01 - HALDIMAND COUNTY (Haldimand (MI)) (Inactive), 6C70 - [NEW CREDIT] MISSISSAUGAS OF THE NEW CREDIT FN, 6C71 - SIX NATIONS OF THE GRAND RIVER TERRITORY FN

Area code(s): 6322 - Jarvis

Data source date:
2021/02/13

Report Generated by:
Clark, Paul

Report Generated on:
Feb 16, 2021 8:28:22 AM
PP-CSC-Operational Planning-4300