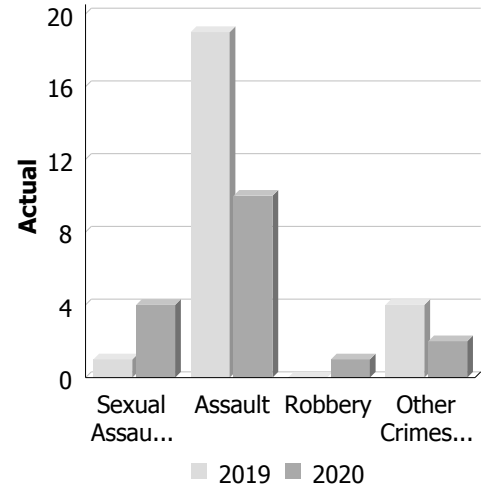


**Police Services Board Report for Haldimand County
Records Management System
January - 2020**

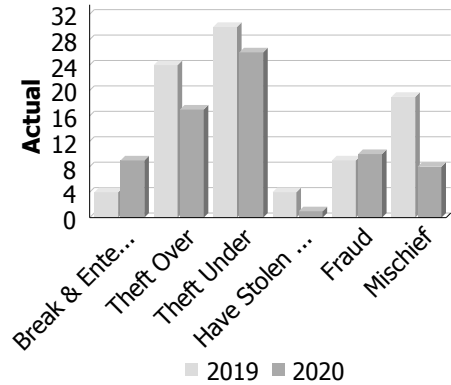
Violent Crime

Actual	January			Year to Date - January		
	2019	2020	% Change	2019	2020	% Change
Murder	0	0	--	0	0	--
Other Offences Causing Death	0	0	--	0	0	--
Attempted Murder	0	0	--	0	0	--
Sexual Assault	1	4	300.0%	1	4	300.0%
Assault	19	10	-47.4%	19	10	-47.4%
Abduction	0	0	--	0	0	--
Robbery	0	1	--	0	1	--
Other Crimes Against a Person	4	2	-50.0%	4	2	-50.0%
Total	24	17	-29.2%	24	17	-29.2%



Property Crime

Actual	January			Year to Date - January		
	2019	2020	% Change	2019	2020	% Change
Arson	0	0	--	0	0	--
Break & Enter	4	9	125.0%	4	9	125.0%
Theft Over	24	17	-29.2%	24	17	-29.2%
Theft Under	30	26	-13.3%	30	26	-13.3%
Have Stolen Goods	4	1	-75.0%	4	1	-75.0%
Fraud	9	10	11.1%	9	10	11.1%
Mischief	19	8	-57.9%	19	8	-57.9%
Total	90	71	-21.1%	90	71	-21.1%

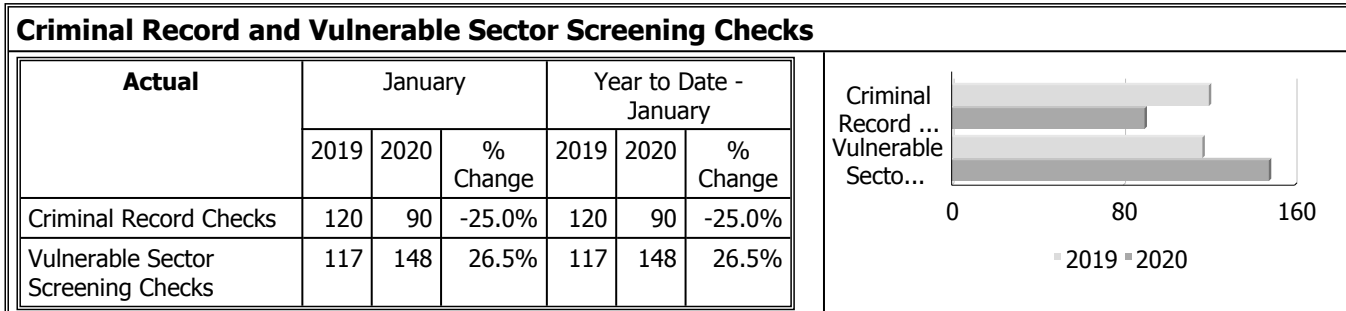
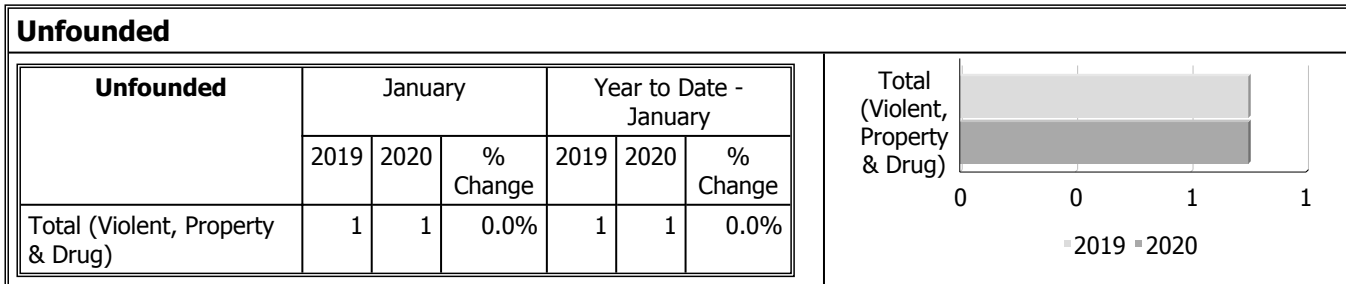
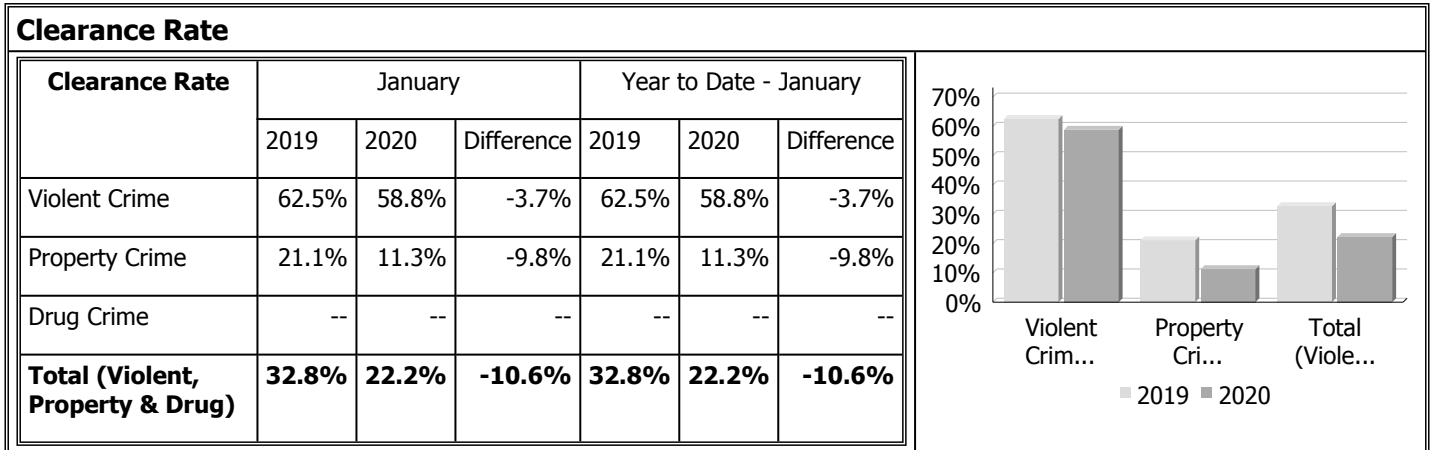


Drug Crime

Actual	January			Year to Date - January		
	2019	2020	% Change	2019	2020	% Change
Possession	0	0	--	0	0	--
Trafficking	0	0	--	0	0	--
Importation and Production	0	0	--	0	0	--
Total	0	0	--	0	0	--



**Police Services Board Report for Haldimand County
Records Management System
January - 2020**



Data contained within this report is dynamic in nature and numbers will change over time as the Ontario Provincial Police continue to investigate and solve crime.

Data Utilized

- Major Crimes
- Niche RMS All Offence Level Business Intelligence Cube

**Police Services Board Report for Haldimand County
2020/Jan**

Public Complaints	
Policy	0
Service	0
Conduct	0

Date information collected from Professional Standards Bureau Commander Reports: 2020-02-17

Data Source

Ontario Provincial Police, Professional Standards Bureau Commander Reports

- Includes all public policy, service and conduct complaints submitted to the Office of the Independent Police Review Director (OIPRD)

Secondary Employment

Intelligence Led Policing - Crime Abatement Strategy	
Number of Offenders in Program	0
Number of Offenders Charged	0
Number of Charges Laid	0
Number of Checks Performed	0

Date information was collected from Records Management System: 2020-02-17

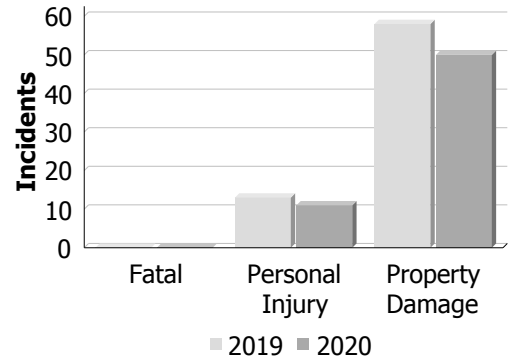
Daily Activity Reporting Patrol Hours	
Total Hours	2020/Jan
Number of Cruiser Patrol Hours	295.75
Number of Motorcycle Patrol Hours	0.00
Number of Marine Patrol Hours	0.00
Number of ATV Patrol Hours	0.00
Number of Snowmobile Patrol Hours	0.00
Number of Bicycle Patrol Hours	0.00
Number of Foot Patrol Hours	52.75
Number of School Patrol Hours	0.00

Data source (Daily Activity Reporting System) date: 2020/02/14

**Police Services Board Report for Haldimand County
Collision Reporting System
January - 2020**

Motor Vehicle Collisions by Type

Incidents	January			Year to Date - January		
	2019	2020	% Change	2019	2020	% Change
Fatal	0	0	--	0	0	--
Personal Injury	13	11	-15.4%	13	11	-15.4%
Property Damage	58	50	-13.8%	58	50	-13.8%
Total	71	61	-14.1%	71	61	-14.1%

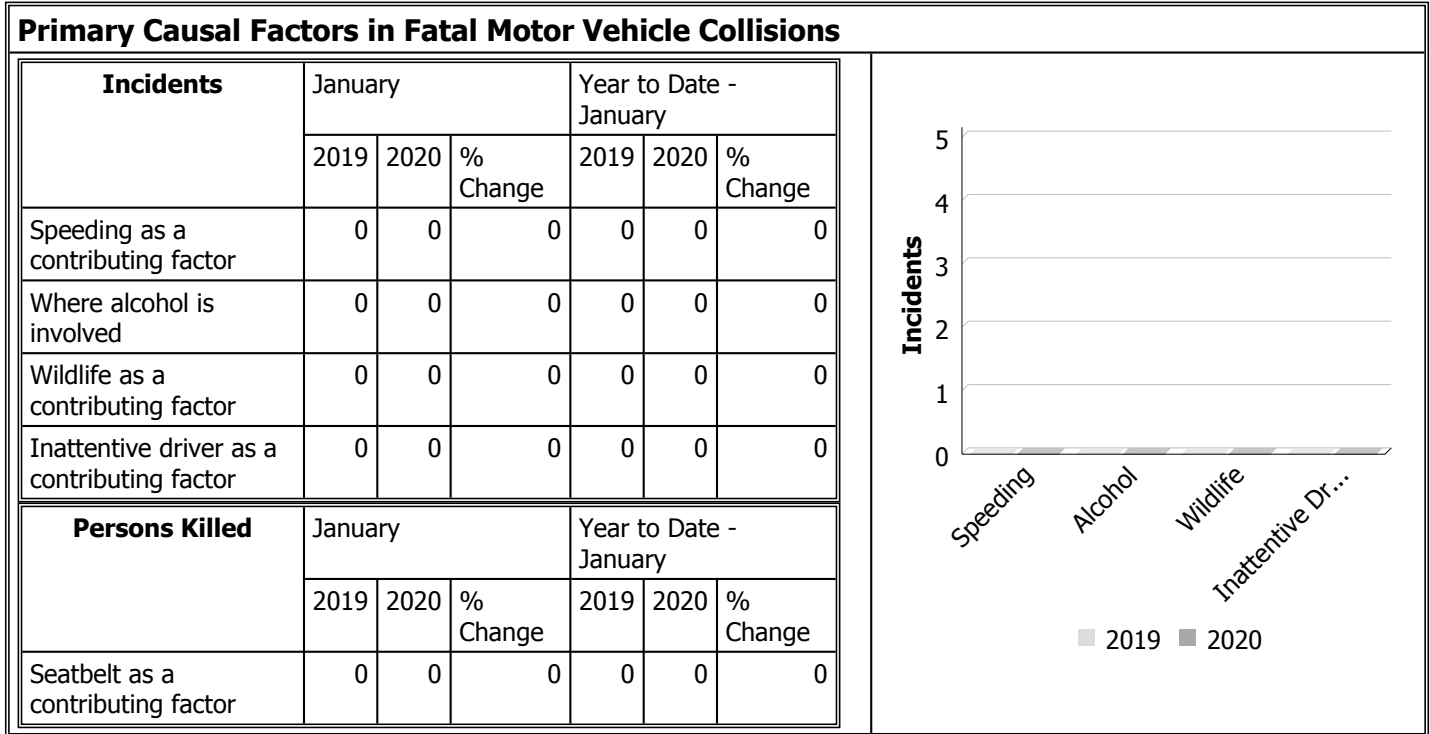


Fatalities in Detachment Area

Incidents		January			Year to Date - January		
		2019	2020	% Change	2019	2020	% Change
Motor Vehicle Collision	Fatal Incidents	0	0	--	0	0	--
	Alcohol Related	0	0	--	0	0	--
Off-Road Vehicle	Fatal Incidents	0	0	--	0	0	--
	Alcohol Related	0	0	--	0	0	--
Motorized Snow Vehicle	Fatal Incidents	0	0	--	0	0	--
	Alcohol Related	0	0	--	0	0	--

Persons Killed	January			Year to Date - January		
	2019	2020	% Change	2019	2020	% Change
Motor Vehicle Collision	0	0	--	0	0	--
Off-Road Vehicle	0	0	--	0	0	--
Motorized Snow Vehicle	0	0	--	0	0	--

**Police Services Board Report for Haldimand County
Collision Reporting System
January - 2020**



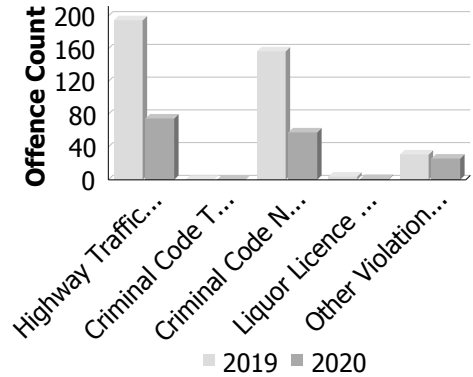
Data Utilized

- SQL online application reporting system – OPP CRS 2.3.09
- Collision Reporting System Business Intelligence Cube

Police Services Board Report for Haldimand County
Integrated Court Offence Network
January - 2020

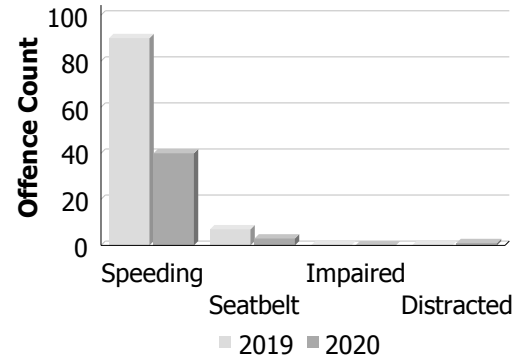
Criminal Code and Provincial Statute Charges Laid

Offence Count	January			Year to Date - January		
	2019	2020	% Change	2019	2020	% Change
Highway Traffic Act	195	75	-61.5%	195	75	-61.5%
Criminal Code Traffic	20	8	-60%	20	8	-60%
Criminal Code Non-Traffic	157	58	-63.1%	157	58	-63.1%
Liquor Licence Act	4	1	-75.0%	4	1	-75.0%
Other Violations	31	26	-16.1%	31	26	-16.1%
All Violations	407	168	-58.7%	407	168	-58.7%



Traffic Related Charges

Offence Count	January			Year to Date - January		
	2019	2020	% Change	2019	2020	% Change
Speeding	90	40	-55.6%	90	40	-55.6%
Seatbelt	7	3	-57.1%	7	3	-57.1%
Impaired	14	0	--	0	0	--
Distracted	0	1	--	0	1	--



Integrated Court Offence Network data is updated on a monthly basis: Data could be as much as a month and a half behind.

Data Utilized

- Ministry of Attorney General, Integrated Court Offence Network
- Integrated Court Offence Network Charge Business Intelligence Cube

2020 - Foot Patrol Hours - Haldimand County



2020	Caledonia	Cayuga	Dunnville	Hagersville	Jarvis	Selkirk	Provincial Parks	Total
January	4	24.25	18	1.75	2.75	2	0	52.75