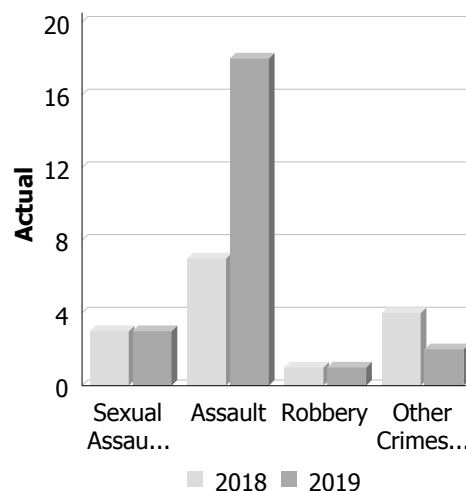


Police Services Board Report for Haldimand County
Records Management System
April - 2019

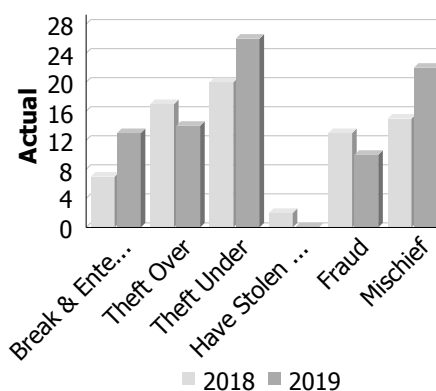
Violent Crime

Actual	April			Year to Date - April		
	2018	2019	% Change	2018	2019	% Change
Murder	0	0	--	0	0	--
Other Offences Causing Death	0	0	--	0	0	--
Attempted Murder	0	0	--	0	0	--
Sexual Assault	3	3	0.0%	10	9	-10.0%
Assault	7	18	157.1%	36	63	75.0%
Abduction	0	0	--	0	0	--
Robbery	1	1	0.0%	3	6	100.0%
Other Crimes Against a Person	4	2	-50.0%	17	17	0.0%
Total	15	24	60.0%	66	95	43.9%



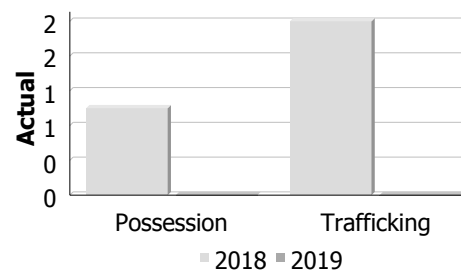
Property Crime

Actual	April			Year to Date - April		
	2018	2019	% Change	2018	2019	% Change
Arson	0	0	--	1	1	0.0%
Break & Enter	7	13	85.7%	36	35	-2.8%
Theft Over	17	14	-17.6%	62	65	4.8%
Theft Under	20	26	30.0%	76	96	26.3%
Have Stolen Goods	2	0	-100.0%	10	6	-40.0%
Fraud	13	10	-23.1%	47	46	-2.1%
Mischief	15	22	46.7%	60	61	1.7%
Total	74	85	14.9%	292	310	6.2%



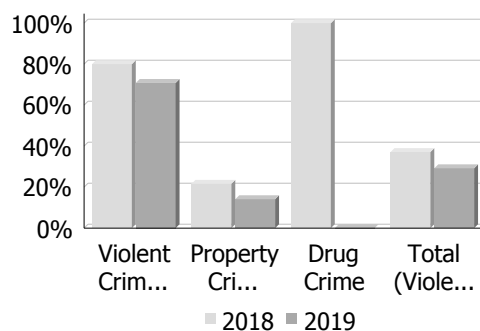
Drug Crime

Actual	April			Year to Date - April		
	2018	2019	% Change	2018	2019	% Change
Possession	1	0	-100.0%	6	1	-83.3%
Trafficking	2	0	-100.0%	5	0	-100.0%
Importation and Production	0	0	--	0	0	--
Total	3	0	-100.0%	11	1	-90.9%



Police Services Board Report for Haldimand County
Records Management System
April - 2019

Clearance Rate	April			Year to Date - April		
	2018	2019	Difference	2018	2019	Difference
Violent Crime	80.0%	70.8%	-9.2%	84.8%	66.3%	-18.5%
Property Crime	21.6%	14.1%	-7.5%	19.5%	18.1%	-1.5%
Drug Crime	100.0%	--	--	81.8%	0.0%	-81.8%
Total (Violent, Property & Drug)	37.1%	29.2%	-7.9%	35.0%	31.2%	-3.8%



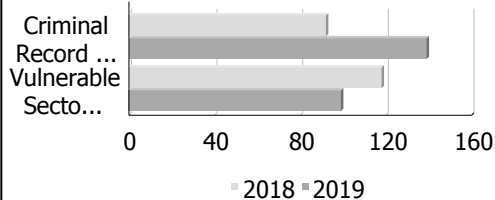
Unfounded

Unfounded	April			Year to Date - April		
	2018	2019	% Change	2018	2019	% Change
Total (Violent, Property & Drug)	0	0	--	12	6	-50.0%



Criminal Record and Vulnerable Sector Screening Checks

Actual	April			Year to Date - April		
	2018	2019	% Change	2018	2019	% Change
Criminal Record Checks	92	139	51.1%	467	442	-5.4%
Vulnerable Sector Screening Checks	118	99	-16.1%	443	455	2.7%



Data contained within this report is dynamic in nature and numbers will change over time as the Ontario Provincial Police continue to investigate and solve crime.

Data Utilized

- Major Crimes
- Niche RMS All Offence Level Business Intelligence Cube

**Police Services Board Report for Haldimand County
2019/Apr**

Public Complaints	
Policy	0
Service	0
Conduct	0

Date information collected from Professional Standards Bureau Commander Reports: 2019-05-14

Data Source

Ontario Provincial Police, Professional Standards Bureau Commander Reports

- Includes all public policy, service and conduct complaints submitted to the Office of the Independent Police Review Director (OIPRD)

Secondary Employment

Intelligence Led Policing - Crime Abatement Strategy	
Number of Offenders in Program	8
Number of Offenders Charged	0
Number of Charges Laid	0
Number of Checks Performed	0

Date information was collected from Records Management System: 2019-05-14

Daily Activity Reporting Patrol Hours	
Total Hours	2019/Apr
Number of Cruiser Patrol Hours	306.25
Number of Motorcycle Patrol Hours	0.00
Number of Marine Patrol Hours	4.00
Number of ATV Patrol Hours	0.00
Number of Snowmobile Patrol Hours	0.00
Number of Bicycle Patrol Hours	0.00
Number of Foot Patrol Hours	43.50
Number of School Patrol Hours	6.00

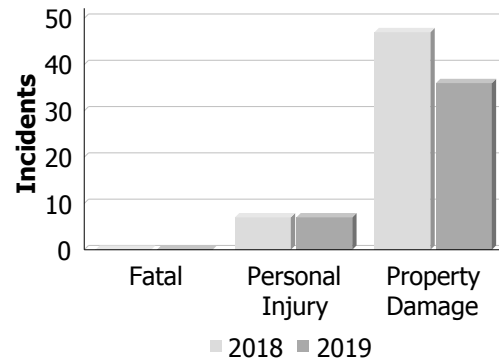
Data source (Daily Activity Reporting System) date: 2019/05/13

Report Generated on:
May 14, 2019 10:11:29 AM
PP-CSC-Operational Planning-4300

Police Services Board Report for Haldimand County
Collision Reporting System
April - 2019

Motor Vehicle Collisions by Type

Incidents	April			Year to Date - April		
	2018	2019	% Change	2018	2019	% Change
Fatal	0	0	--	4	2	-50.0%
Personal Injury	7	7	0.0%	46	40	-13.0%
Property Damage	47	36	-23.4%	204	188	-7.8%
Total	54	43	-20.4%	254	230	-9.4%



Fatalities in Detachment Area

Incidents		April			Year to Date - April		
		2018	2019	% Change	2018	2019	% Change
Motor Vehicle Collision	Fatal Incidents	0	0	--	4	1	-75.0%
	Alcohol Related	0	0	--	1	0	-100.0%
Off-Road Vehicle	Fatal Incidents	0	0	--	0	1	--
	Alcohol Related	0	0	--	0	0	--
Motorized Snow Vehicle	Fatal Incidents	0	0	--	0	0	--
	Alcohol Related	0	0	--	0	0	--

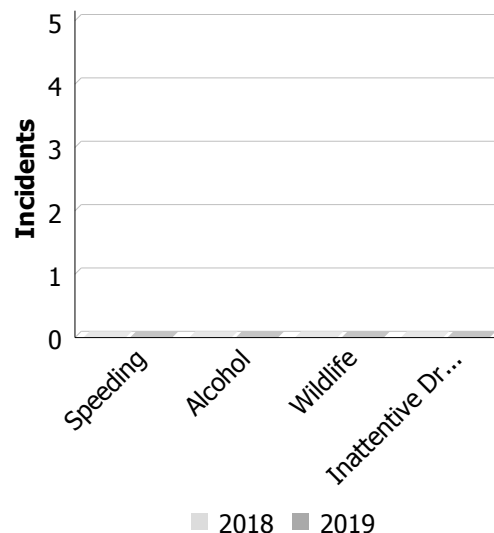
Persons Killed	April			Year to Date - April		
	2018	2019	% Change	2018	2019	% Change
Motor Vehicle Collision	0	0	--	4	1	-75.0%
Off-Road Vehicle	0	0	--	0	1	--
Motorized Snow Vehicle	0	0	--	0	0	--

Police Services Board Report for Haldimand County
Collision Reporting System
April - 2019

Primary Causal Factors in Fatal Motor Vehicle Collisions

Incidents	April			Year to Date - April		
	2018	2019	% Change	2018	2019	% Change
Speeding as a contributing factor	0	0	0	0	1	0
Where alcohol is involved	0	0	0	0	0	0
Wildlife as a contributing factor	0	0	0	0	0	0
Inattentive driver as a contributing factor	0	0	0	1	0	-100.00%

Persons Killed	April			Year to Date - April		
	2018	2019	% Change	2018	2019	% Change
Seatbelt as a contributing factor	0	0	0	0	0	0



Data Utilized

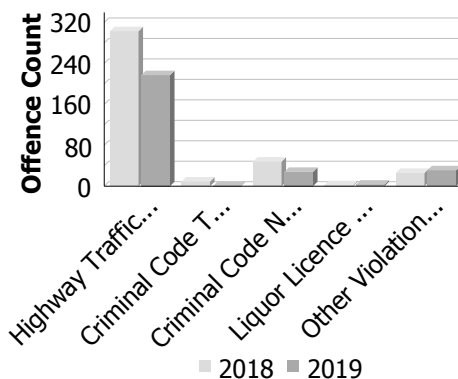
- SQL online application reporting system – OPP CRS 2.3.09
- Collision Reporting System Business Intelligence Cube

Report Generated on:
May 14, 2019 10:14:59 AM
PP-CSC-Operational Planning-4300

Police Services Board Report for Haldimand Count
Integrated Court Offence Network
April - 2019

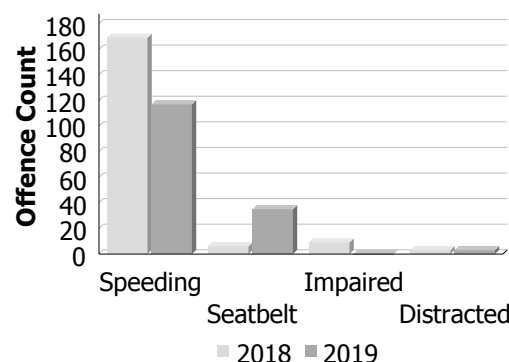
Criminal Code and Provincial Statute Charges Laid

Offence Count	April			Year to Date - April		
	2018	2019	% Change	2018	2019	% Change
Highway Traffic Act	303	217	-28.4%	846	885	4.6%
Criminal Code Traffic	9	4	-55.0%	36	24	-33.3%
Criminal Code Non-Traffic	48	24	-41.7%	229	313	36.7%
Liquor Licence Act	2	3	50.0%	16	16	0.0%
Other Violations	26	31	19.2%	101	114	12.9%
All Violations	388	279	-28.1%	1,228	1,328	8.1%



Traffic Related Charges

Offence Count	April			Year to Date - April		
	2018	2019	% Change	2018	2019	% Change
Speeding	169	117	-30.8%	403	443	9.9%
Seatbelt	6	35	483.3%	22	64	190.9%
Impaired	9	4	-55.0%	19	25	31.6%
Distracted	3	3	0.0%	23	49	113.0%



Integrated Court Offence Network data is updated on a monthly basis: Data could be as much as a month and a half behind.

Data Utilized

- Ministry of Attorney General, Integrated Court Offence Network
- Integrated Court Offence Network Charge Business Intelligence Cube

2019 - Foot Patrol Hours - Haldimand County



2017	Caledonia	Cayuga	Dunnville	Hagersville	Jarvis	Selkirk	Provincial Parks	Total
January	3	17.25	25.5	7	3	1	0	56.75
February	1.5	8.25	11	4.5	1	0	0	26.25
March	5	9.25	27.75	7	1.5	0	0	50.5
April	3	14.75	17.25	6.5	0	2	0	43.5