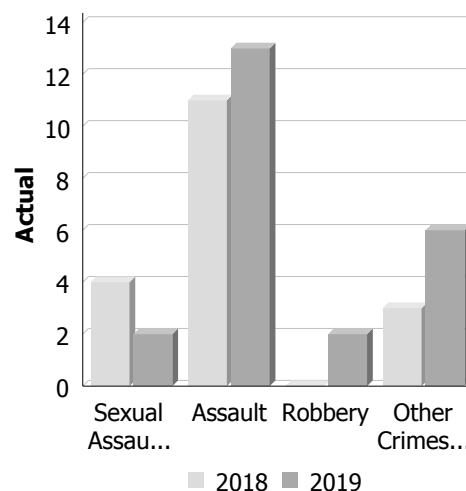


Police Services Board Report for Haldimand County
Records Management System
March - 2019

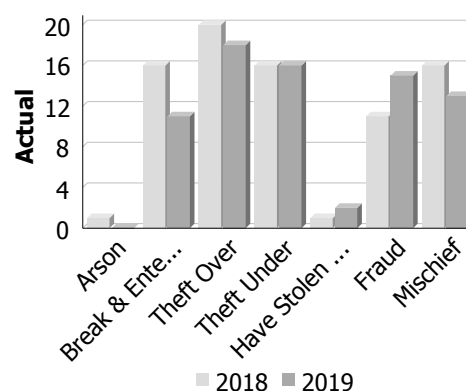
Violent Crime

Actual	March			Year to Date - March		
	2018	2019	% Change	2018	2019	% Change
Murder	0	0	--	0	0	--
Other Offences Causing Death	0	0	--	0	0	--
Attempted Murder	0	0	--	0	0	--
Sexual Assault	4	2	-50.0%	7	5	-28.6%
Assault	11	13	18.2%	29	45	55.2%
Abduction	0	0	--	0	0	--
Robbery	0	2	--	2	5	150.0%
Other Crimes Against a Person	3	6	100.0%	13	15	15.4%
Total	18	23	27.8%	51	70	37.3%



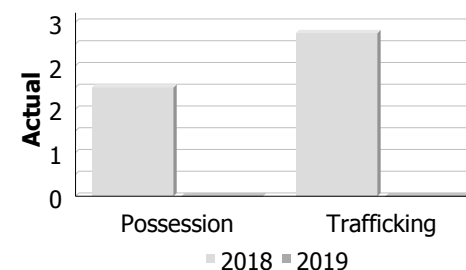
Property Crime

Actual	March			Year to Date - March		
	2018	2019	% Change	2018	2019	% Change
Arson	1	0	-100.0%	1	1	0.0%
Break & Enter	16	11	-31.2%	29	22	-24.1%
Theft Over	20	18	-10.0%	45	51	13.3%
Theft Under	16	16	0.0%	56	69	23.2%
Have Stolen Goods	1	2	100.0%	8	6	-25.0%
Fraud	11	15	36.4%	34	35	2.9%
Mischief	16	13	-18.8%	45	38	-15.6%
Total	81	75	-7.4%	218	222	1.8%



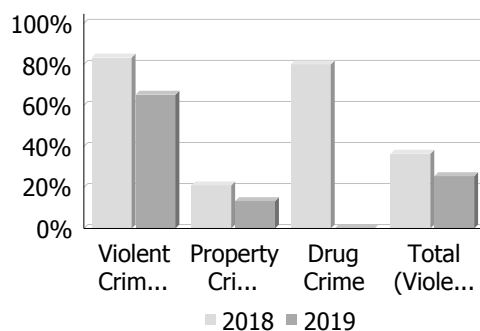
Drug Crime

Actual	March			Year to Date - March		
	2018	2019	% Change	2018	2019	% Change
Possession	2	0	-100.0%	5	1	-80.0%
Trafficking	3	0	-100.0%	3	0	-100.0%
Importation and Production	0	0	--	0	0	--
Total	5	0	-100.0%	8	1	-87.5%



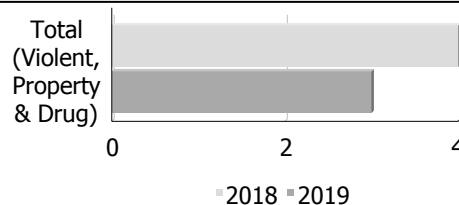
Police Services Board Report for Haldimand County
Records Management System
March - 2019

Clearance Rate	March			Year to Date - March		
	2018	2019	Difference	2018	2019	Difference
Violent Crime	83.3%	65.2%	-18.1%	86.3%	65.7%	-20.6%
Property Crime	21.0%	13.3%	-7.7%	18.8%	18.0%	-0.8%
Drug Crime	80.0%	--	--	75.0%	0.0%	-75.0%
Total (Violent, Property & Drug)	36.4%	25.5%	-10.9%	34.3%	31.0%	-3.3%



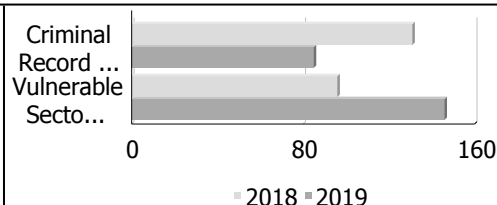
Unfounded

Unfounded	March			Year to Date - March		
	2018	2019	% Change	2018	2019	% Change
Total (Violent, Property & Drug)	4	3	-25.0%	12	5	-58.3%



Criminal Record and Vulnerable Sector Screening Checks

Actual	March			Year to Date - March		
	2018	2019	% Change	2018	2019	% Change
Criminal Record Checks	131	85	-35.1%	375	297	-20.8%
Vulnerable Sector Screening Checks	96	146	52.1%	325	356	9.5%



Data contained within this report is dynamic in nature and numbers will change over time as the Ontario Provincial Police continue to investigate and solve crime.

Data Utilized

- Major Crimes
- Niche RMS All Offence Level Business Intelligence Cube

**Police Services Board Report for Haldimand County
2019/Mar**

Public Complaints	
Policy	0
Service	0
Conduct	0

Date information collected from Professional Standards Bureau Commander Reports: 2019-04-15

Data Source

Ontario Provincial Police, Professional Standards Bureau Commander Reports

- Includes all public policy, service and conduct complaints submitted to the Office of the Independent Police Review Director (OIPRD)

Secondary Employment

Intelligence Led Policing - Crime Abatement Strategy	
Number of Offenders in Program	6
Number of Offenders Charged	0
Number of Charges Laid	0
Number of Checks Performed	1

Date information was collected from Records Management System: 2019-04-15

Daily Activity Reporting Patrol Hours	
Total Hours	2019/Mar
Number of Cruiser Patrol Hours	387.75
Number of Motorcycle Patrol Hours	0.00
Number of Marine Patrol Hours	0.00
Number of ATV Patrol Hours	0.00
Number of Snowmobile Patrol Hours	0.00
Number of Bicycle Patrol Hours	0.00
Number of Foot Patrol Hours	50.50
Number of School Patrol Hours	6.00

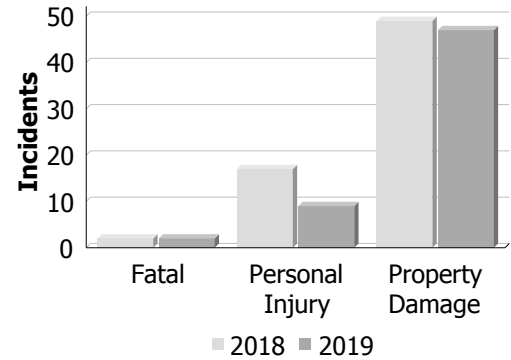
Data source (Daily Activity Reporting System) date: 2019/04/12

Report Generated on:
Apr 15, 2019 12:50:17 PM
PP-CSC-Operational Planning-4300

**Police Services Board Report for Haldimand
Collision Reporting System
March - 2019**

Motor Vehicle Collisions by Type

Incidents	March			Year to Date - March		
	2018	2019	% Change	2018	2019	% Change
Fatal	2	2	0.0%	4	2	-50.0%
Personal Injury	17	9	-47.1%	39	33	-15.4%
Property Damage	49	47	-4.1%	157	149	-5.1%
Total	68	58	-14.7%	200	184	-8.0%



Fatalities in Detachment Area

Incidents		March			Year to Date - March		
		2018	2019	% Change	2018	2019	% Change
Motor Vehicle Collision	Fatal Incidents	2	1	-50.0%	4	1	-75.0%
	Alcohol Related	1	0	-100.0%	1	0	-100.0%
Off-Road Vehicle	Fatal Incidents	0	1	--	0	1	--
	Alcohol Related	0	0	--	0	0	--
Motorized Snow Vehicle	Fatal Incidents	0	0	--	0	0	--
	Alcohol Related	0	0	--	0	0	--

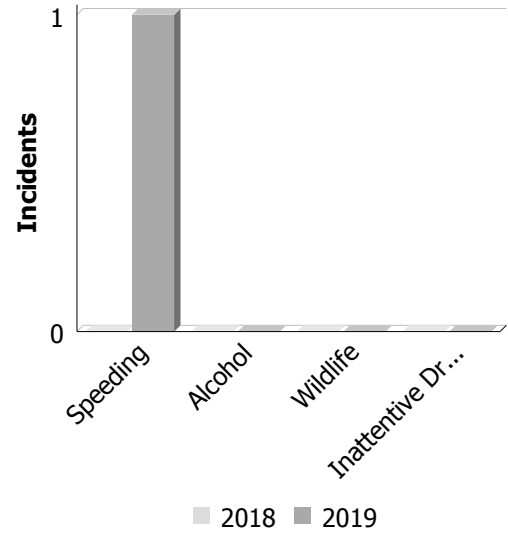
Persons Killed	March			Year to Date - March		
	2018	2019	% Change	2018	2019	% Change
Motor Vehicle Collision	2	1	-50.0%	4	1	-75.0%
Off-Road Vehicle	0	1	--	0	1	--
Motorized Snow Vehicle	0	0	--	0	0	--

**Police Services Board Report for Haldimand
Collision Reporting System
March - 2019**

Primary Causal Factors in Fatal Motor Vehicle Collisions

Incidents	March			Year to Date - March		
	2018	2019	% Change	2018	2019	% Change
Speeding as a contributing factor	0	1	0	0	1	0
Where alcohol is involved	0	0	0	0	0	0
Wildlife as a contributing factor	0	0	0	0	0	0
Inattentive driver as a contributing factor	0	0	0	1	0	-100.00%

Persons Killed	March			Year to Date - March		
	2018	2019	% Change	2018	2019	% Change
Seatbelt as a contributing factor	0	0	0	0	0	0



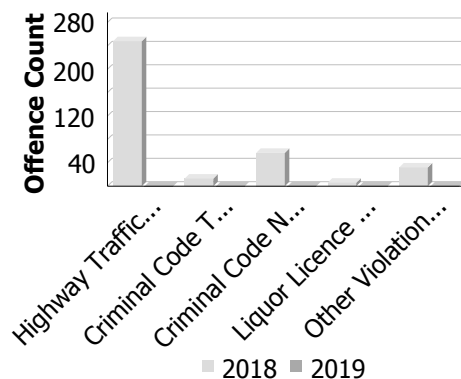
Data Utilized

- SQL online application reporting system – OPP CRS 2.3.09
- Collision Reporting System Business Intelligence Cube

Police Services Board Report for Haldimand County
Integrated Court Offence Network
March - 2019

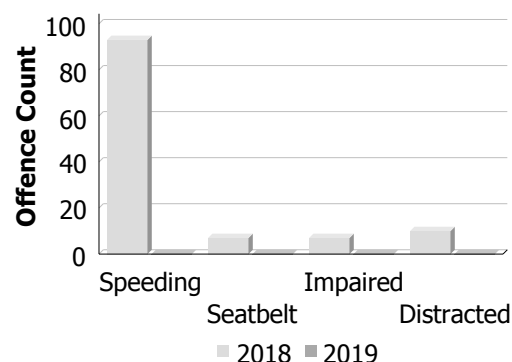
Criminal Code and Provincial Statute Charges Laid

Offence Count	March			Year to Date - March		
	2018	2019	% Change	2018	2019	% Change
Highway Traffic Act	248	0	-100.0%	541	339	-37.3%
Criminal Code Traffic	13	0	-100.0%	27	0	-100.0%
Criminal Code Non-Traffic	57	0	-100.0%	177	172	-2.8%
Liquor Licence Act	6	0	-100.0%	14	5	-64.3%
Other Violations	32	0	-100.0%	75	46	-38.7%
All Violations	356	0	-100.0%	834	562	-32.6%



Traffic Related Charges

Offence Count	March			Year to Date - March		
	2018	2019	% Change	2018	2019	% Change
Speeding	93	0	-100.0%	234	193	-17.5%
Seatbelt	7	0	-100.0%	16	11	-31.2%
Impaired	7	0	-100.0%	10	0	-100.0%
Distracted	10	0	-100.0%	20	3	-85.0%



Integrated Court Offence Network data is updated on a monthly basis: Data could be as much as a month and a half behind.

Data Utilized

- Ministry of Attorney General, Integrated Court Offence Network
- Integrated Court Offence Network Charge Business Intelligence Cube

Report Generated on:

Apr 15, 2019 1:18:47 PM

PP-CSC-Operational Planning-4300

2019 - Foot Patrol Hours - Haldimand County



2019	Caledonia	Cayuga	Dunnville	Hagersville	Jarvis	Selkirk	Provincial Parks	Total
January	3	17.25	25.5	7	3	1	0	56.75
February	1.5	8.25	11	4.5	1	0	0	26.25
March	5	9.25	27.75	7	1.5	0	0	50.5