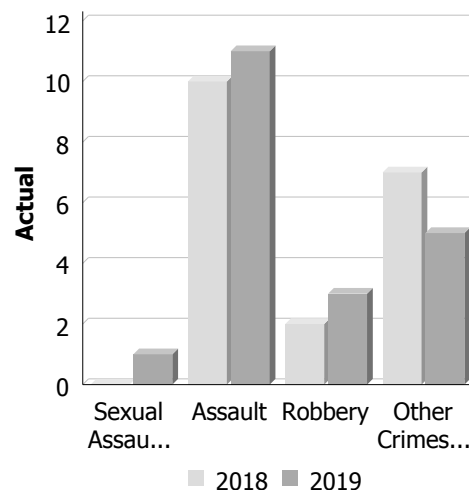


Police Services Board Report for Haldimand County
Records Management System
February - 2019

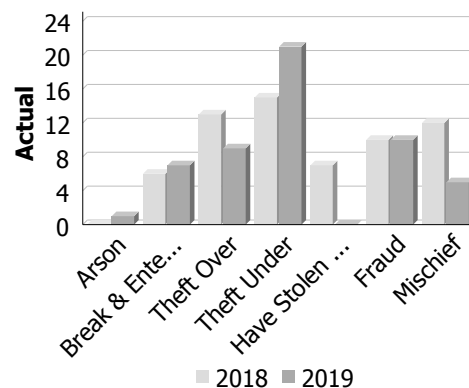
Violent Crime

Actual	February			Year to Date - February		
	2018	2019	% Change	2018	2019	% Change
Murder	0	0	--	0	0	--
Other Offences Causing Death	0	0	--	0	0	--
Attempted Murder	0	0	--	0	0	--
Sexual Assault	0	1	--	3	2	-33.3%
Assault	10	11	10.0%	18	31	72.2%
Abduction	0	0	--	0	0	--
Robbery	2	3	50.0%	2	3	50.0%
Other Crimes Against a Person	7	5	-28.6%	9	9	0.0%
Total	19	20	5.3%	32	45	40.6%



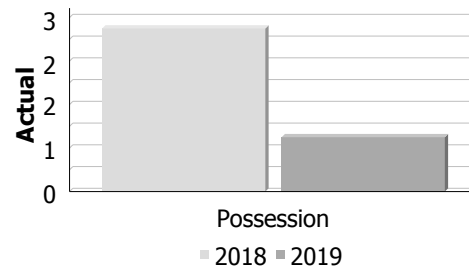
Property Crime

Actual	February			Year to Date - February		
	2018	2019	% Change	2018	2019	% Change
Arson	0	1	--	0	1	--
Break & Enter	6	7	16.7%	13	11	-15.4%
Theft Over	13	9	-30.8%	25	33	32.0%
Theft Under	15	21	40.0%	40	50	25.0%
Have Stolen Goods	7	0	-100.0%	7	2	-71.4%
Fraud	10	10	0.0%	23	18	-21.7%
Mischief	12	5	-58.3%	29	24	-17.2%
Total	63	53	-15.9%	137	139	1.5%



Drug Crime

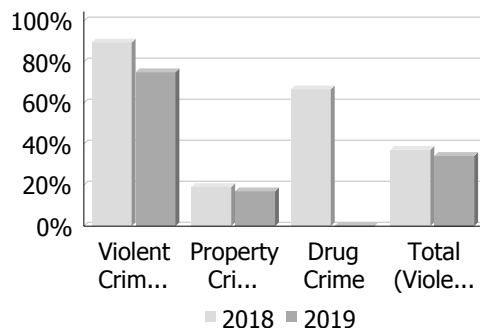
Actual	February			Year to Date - February		
	2018	2019	% Change	2018	2019	% Change
Possession	3	1	-66.7%	3	1	-66.7%
Trafficking	0	0	--	0	0	--
Importation and Production	0	0	--	0	0	--
Total	3	1	-66.7%	3	1	-66.7%



Police Services Board Report for Haldimand County
Records Management System
February - 2019

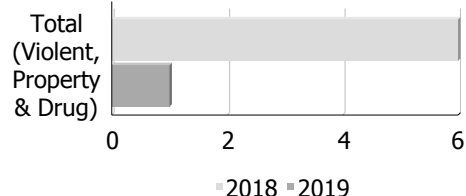
Clearance Rate

Clearance Rate	February			Year to Date - February		
	2018	2019	Difference	2018	2019	Difference
Violent Crime	89.5%	75.0%	-14.5%	90.6%	66.7%	-24.0%
Property Crime	19.0%	17.0%	-2.1%	17.5%	18.7%	1.2%
Drug Crime	66.7%	0.0%	-66.7%	66.7%	0.0%	-66.7%
Total (Violent, Property & Drug)	37.2%	34.2%	-3.0%	33.1%	32.8%	-0.3%



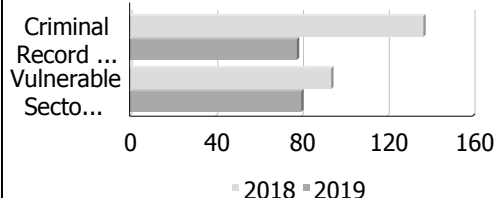
Unfounded

Unfounded	February			Year to Date - February		
	2018	2019	% Change	2018	2019	% Change
Total (Violent, Property & Drug)	6	1	-83.3%	8	2	-75.0%



Criminal Record and Vulnerable Sector Screening Checks

Actual	February			Year to Date - February		
	2018	2019	% Change	2018	2019	% Change
Criminal Record Checks	137	78	-43.1%	244	198	-18.9%
Vulnerable Sector Screening Checks	94	80	-14.9%	229	196	-14.4%



Data contained within this report is dynamic in nature and numbers will change over time as the Ontario Provincial Police continue to investigate and solve crime.

Data Utilized

- Major Crimes
- Niche RMS All Offence Level Business Intelligence Cube

**Police Services Board Report for Haldimand County
2019/Feb**

Public Complaints	
Policy	0
Service	0
Conduct	0

Date information collected from Professional Standards Bureau Commander Reports: 2019-03-12

Data Source

Ontario Provincial Police, Professional Standards Bureau Commander Reports

- Includes all public policy, service and conduct complaints submitted to the Office of the Independent Police Review Director (OIPRD)

Secondary Employment

Intelligence Led Policing - Crime Abatement Strategy	
Number of Offenders in Program	7
Number of Offenders Charged	1
Number of Charges Laid	1
Number of Checks Performed	3

Date information was collected from Records Management System: 2019-03-12

Daily Activity Reporting Patrol Hours	
Total Hours	2019/Feb
Number of Cruiser Patrol Hours	134.25
Number of Motorcycle Patrol Hours	0.00
Number of Marine Patrol Hours	0.00
Number of ATV Patrol Hours	0.00
Number of Snowmobile Patrol Hours	0.00
Number of Bicycle Patrol Hours	0.00
Number of Foot Patrol Hours	26.25
Number of School Patrol Hours	0.00

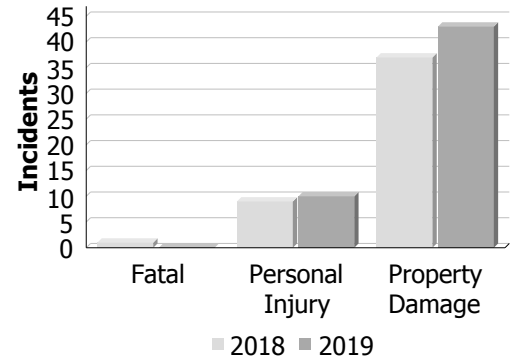
Data source (Daily Activity Reporting System) date: 2019/03/05

Report Generated on:
Mar 12, 2019 6:31:48 PM
PP-CSC-Operational Planning-4300

Police Services Board Report for Haldimand County
Collision Reporting System
February - 2019

Motor Vehicle Collisions by Type

Incidents	February			Year to Date - February		
	2018	2019	% Change	2018	2019	% Change
Fatal	1	0	-100.0%	2	0	-100.0%
Personal Injury	9	10	11.1%	22	23	4.5%
Property Damage	37	43	16.2%	108	101	-6.5%
Total	47	53	12.8%	132	124	-6.1%



Fatalities in Detachment Area

Incidents		February			Year to Date - February		
		2018	2019	% Change	2018	2019	% Change
Motor Vehicle Collision	Fatal Incidents	1	0	-100.0%	2	0	-100.0%
	Alcohol Related	0	0	--	0	0	--
Off-Road Vehicle	Fatal Incidents	0	0	--	0	0	--
	Alcohol Related	0	0	--	0	0	--
Motorized Snow Vehicle	Fatal Incidents	0	0	--	0	0	--
	Alcohol Related	0	0	--	0	0	--

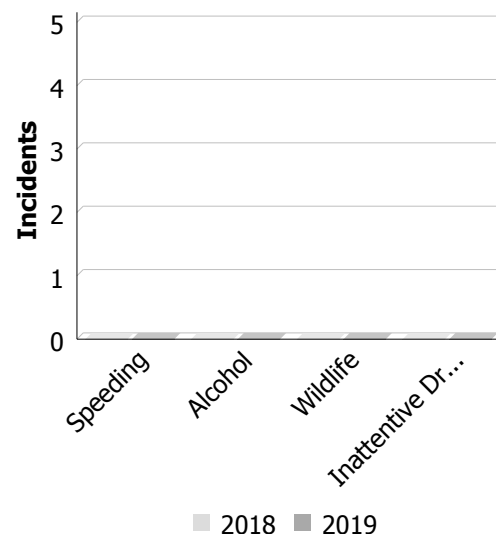
Persons Killed		February			Year to Date - February		
		2018	2019	% Change	2018	2019	% Change
Motor Vehicle Collision		1	0	-100.0%	2	0	-100.0%
Off-Road Vehicle		0	0	--	0	0	--
Motorized Snow Vehicle		0	0	--	0	0	--

Police Services Board Report for Haldimand County
Collision Reporting System
February - 2019

Primary Causal Factors in Fatal Motor Vehicle Collisions

Incidents	February			Year to Date - February		
	2018	2019	% Change	2018	2019	% Change
Speeding as a contributing factor	0	0	0	0	0	0
Where alcohol is involved	0	0	0	0	0	0
Wildlife as a contributing factor	0	0	0	0	0	0
Inattentive driver as a contributing factor	0	0	0	1	0	-100.00%

Persons Killed	February			Year to Date - February		
	2018	2019	% Change	2018	2019	% Change
Seatbelt as a contributing factor	0	0	0	0	0	0



Data Utilized

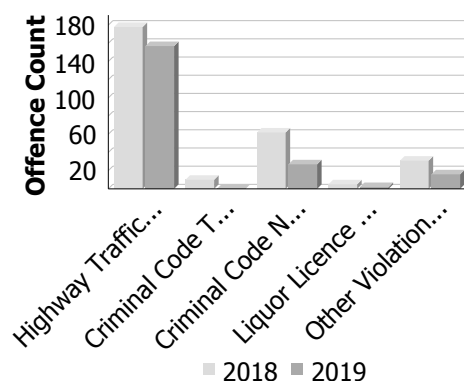
- SQL online application reporting system – OPP CRS 2.3.09
- Collision Reporting System Business Intelligence Cube

Report Generated on:
Mar 12, 2019 6:31:01 PM
PP-CSC-Operational Planning-4300

Police Services Board Report for Haldimand County
Integrated Court Offence Network
February - 2019

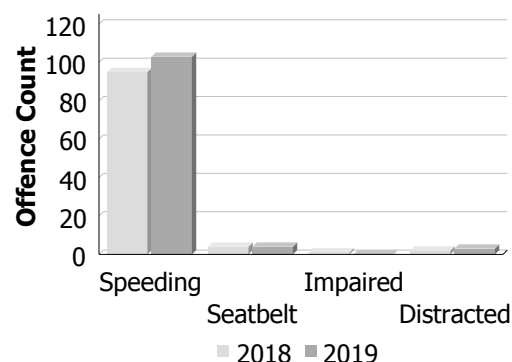
Criminal Code and Provincial Statute Charges Laid

Offence Count	February			Year to Date - February		
	2018	2019	% Change	2018	2019	% Change
Highway Traffic Act	178	157	-11.8%	293	339	15.7%
Criminal Code Traffic	10	0	-100.0%	14	0	-100.0%
Criminal Code Non-Traffic	62	27	-56.5%	120	172	43.3%
Liquor Licence Act	5	2	-60.0%	8	5	-37.5%
Other Violations	31	16	-48.4%	43	46	7.0%
All Violations	286	202	-29.4%	478	562	17.6%



Traffic Related Charges

Offence Count	February			Year to Date - February		
	2018	2019	% Change	2018	2019	% Change
Speeding	95	103	8.4%	141	193	36.9%
Seatbelt	4	4	0.0%	9	11	22.2%
Impaired	1	0	-100.0%	3	0	-100.0%
Distracted	2	3	50.0%	10	3	-70.0%



Integrated Court Offence Network data is updated on a monthly basis: Data could be as much as a month and a half behind.

Data Utilized

- Ministry of Attorney General, Integrated Court Offence Network
- Integrated Court Offence Network Charge Business Intelligence Cube

Report Generated on:
Mar 12, 2019 6:30:12 PM
PP-CSC-Operational Planning-4300

2019 - Foot Patrol Hours - Haldimand County



2019	Caledonia	Cayuga	Dunnville	Hagersville	Jarvis	Selkirk	Provincial Parks	Total
January	3	17.25	25.5	7	3	1	0	56.75
February	1.5	8.25	11	4.5	1	0	0	26.25