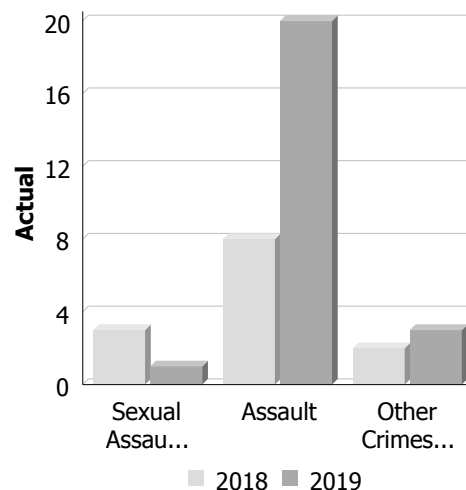


Police Services Board Report for Haldimand County
Records Management System
January - 2019

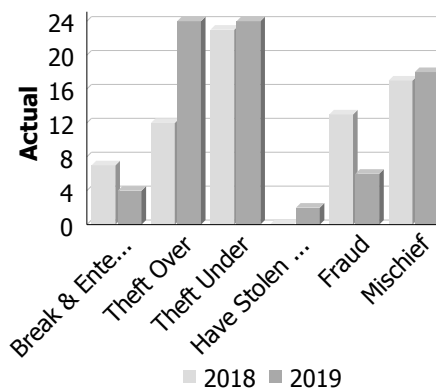
Violent Crime

Actual	January			Year to Date - January		
	2018	2019	% Change	2018	2019	% Change
Murder	0	0	--	0	0	--
Other Offences Causing Death	0	0	--	0	0	--
Attempted Murder	0	0	--	0	0	--
Sexual Assault	3	1	-66.7%	3	1	-66.7%
Assault	8	20	150.0%	8	20	150.0%
Abduction	0	0	--	0	0	--
Robbery	0	0	--	0	0	--
Other Crimes Against a Person	2	3	50.0%	2	3	50.0%
Total	13	24	84.6%	13	24	84.6%



Property Crime

Actual	January			Year to Date - January		
	2018	2019	% Change	2018	2019	% Change
Arson	0	0	--	0	0	--
Break & Enter	7	4	-42.9%	7	4	-42.9%
Theft Over	12	24	100.0%	12	24	100.0%
Theft Under	23	24	4.3%	23	24	4.3%
Have Stolen Goods	0	2	--	0	2	--
Fraud	13	6	-53.8%	13	6	-53.8%
Mischief	17	18	5.9%	17	18	5.9%
Total	72	78	8.3%	72	78	8.3%



Drug Crime

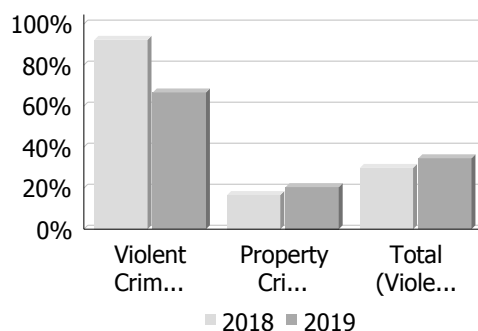
Actual	January			Year to Date - January		
	2018	2019	% Change	2018	2019	% Change
Possession	0	0	--	0	0	--
Trafficking	0	0	--	0	0	--
Importation and Production	0	0	--	0	0	--
Total	0	0	--	0	0	--



Police Services Board Report for Haldimand County
Records Management System
January - 2019

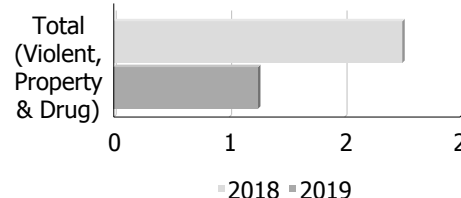
Clearance Rate

Clearance Rate	January			Year to Date - January		
	2018	2019	Difference	2018	2019	Difference
Violent Crime	92.3%	66.7%	-25.6%	92.3%	66.7%	-25.6%
Property Crime	16.7%	20.5%	3.8%	16.7%	20.5%	3.8%
Drug Crime	--	--	--	--	--	--
Total (Violent, Property & Drug)	29.9%	34.6%	4.7%	29.9%	34.6%	4.7%



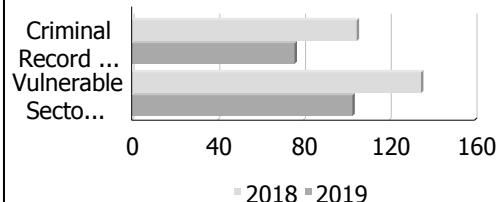
Unfounded

Unfounded	January			Year to Date - January		
	2018	2019	% Change	2018	2019	% Change
Total (Violent, Property & Drug)	2	1	-50.0%	2	1	-50.0%



Criminal Record and Vulnerable Sector Screening Checks

Actual	January			Year to Date - January		
	2018	2019	% Change	2018	2019	% Change
Criminal Record Checks	105	76	-27.6%	105	76	-27.6%
Vulnerable Sector Screening Checks	135	103	-23.7%	135	103	-23.7%



Data contained within this report is dynamic in nature and numbers will change over time as the Ontario Provincial Police continue to investigate and solve crime.

Data Utilized

- Major Crimes
- Niche RMS All Offence Level Business Intelligence Cube

**Police Services Board Report for Haldimand County
2019/Dec**

Public Complaints	
Policy	0
Service	0
Conduct	0

Date information collected from Professional Standards Bureau Commander Reports: 2019-02-07

Data Source

Ontario Provincial Police, Professional Standards Bureau Commander Reports

- Includes all public policy, service and conduct complaints submitted to the Office of the Independent Police Review Director (OIPRD)

Secondary Employment

Intelligence Led Policing - Crime Abatement Strategy	
Number of Offenders in Program	6
Number of Offenders Charged	0
Number of Charges Laid	0
Number of Checks Performed	2

Date information was collected from Records Management System: 2019-02-07

Daily Activity Reporting Patrol Hours	
Total Hours	2019/Dec
Number of Cruiser Patrol Hours	0.00
Number of Motorcycle Patrol Hours	0.00
Number of Marine Patrol Hours	0.00
Number of ATV Patrol Hours	0.00
Number of Snowmobile Patrol Hours	0.00
Number of Bicycle Patrol Hours	0.00
Number of Foot Patrol Hours	0.00
Number of School Patrol Hours	0.00

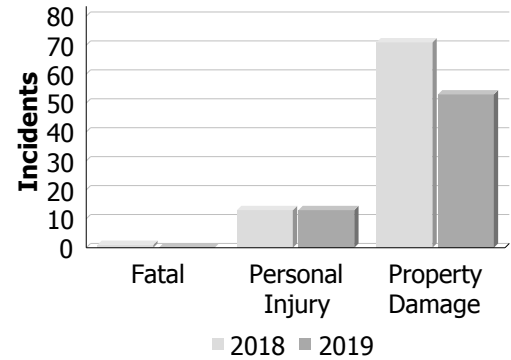
Data source (Daily Activity Reporting System) date: 2019/02/08

Report Generated on:
Feb 7, 2019 1:58:33 PM
PP-CSC-Operational Planning-4300

Police Services Board Report for Haldimand County
Collision Reporting System
January - 2019

Motor Vehicle Collisions by Type

Incidents	January			Year to Date - January		
	2018	2019	% Change	2018	2019	% Change
Fatal	1	0	-100.0%	1	0	-100.0%
Personal Injury	13	13	0.0%	13	13	0.0%
Property Damage	71	53	-25.4%	71	53	-25.4%
Total	85	66	-22.4%	85	66	-22.4%



Fatalities in Detachment Area

Incidents		January			Year to Date - January		
		2018	2019	% Change	2018	2019	% Change
Motor Vehicle Collision	Fatal Incidents	1	0	-100.0%	1	0	-100.0%
	Alcohol Related	0	0	--	0	0	--
Off-Road Vehicle	Fatal Incidents	0	0	--	0	0	--
	Alcohol Related	0	0	--	0	0	--
Motorized Snow Vehicle	Fatal Incidents	0	0	--	0	0	--
	Alcohol Related	0	0	--	0	0	--

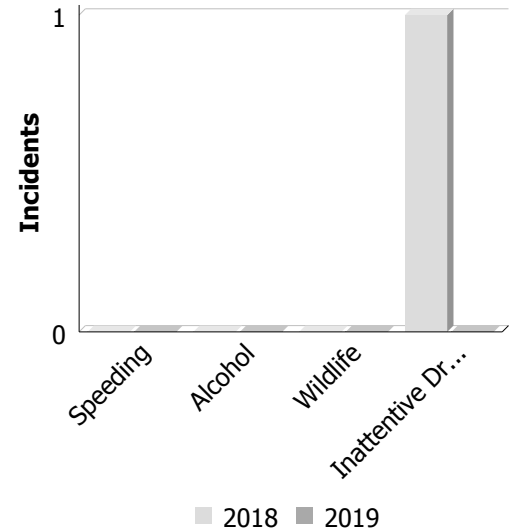
Persons Killed		January			Year to Date - January		
		2018	2019	% Change	2018	2019	% Change
Motor Vehicle Collision		1	0	-100.0%	1	0	-100.0%
Off-Road Vehicle		0	0	--	0	0	--
Motorized Snow Vehicle		0	0	--	0	0	--

Police Services Board Report for Haldimand County
Collision Reporting System
January - 2019

Primary Causal Factors in Fatal Motor Vehicle Collisions

Incidents	January			Year to Date - January		
	2018	2019	% Change	2018	2019	% Change
Speeding as a contributing factor	0	0	0	0	0	0
Where alcohol is involved	0	0	0	0	0	0
Wildlife as a contributing factor	0	0	0	0	0	0
Inattentive driver as a contributing factor	1	0	-100.00%	1	0	-100.00%

Persons Killed	January			Year to Date - January		
	2018	2019	% Change	2018	2019	% Change
Seatbelt as a contributing factor	0	0	0	0	0	0



Data Utilized

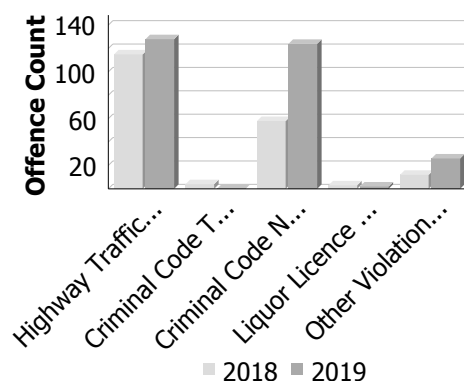
- SQL online application reporting system – OPP CRS 2.3.09
- Collision Reporting System Business Intelligence Cube

Report Generated on:
Feb 7, 2019 1:57:05 PM
PP-CSC-Operational Planning-4300

Police Services Board Report for Haldimand County
Integrated Court Offence Network
January - 2019

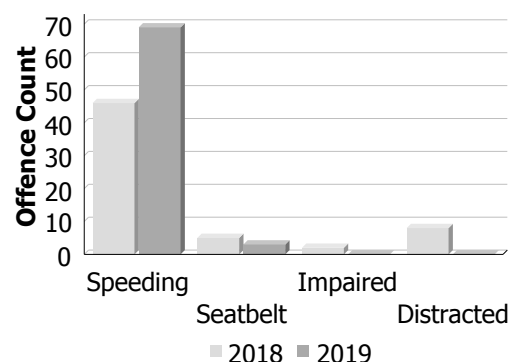
Criminal Code and Provincial Statute Charges Laid

Offence Count	January			Year to Date - January		
	2018	2019	% Change	2018	2019	% Change
Highway Traffic Act	115	128	11.3%	115	128	11.3%
Criminal Code Traffic	4	0	-100.0%	4	0	-100.0%
Criminal Code Non-Traffic	58	124	113.8%	58	124	113.8%
Liquor Licence Act	3	2	-33.3%	3	2	-33.3%
Other Violations	12	26	116.7%	12	26	116.7%
All Violations	192	280	45.8%	192	280	45.8%



Traffic Related Charges

Offence Count	January			Year to Date - January		
	2018	2019	% Change	2018	2019	% Change
Speeding	46	69	50.0%	46	69	50.0%
Seatbelt	5	3	-40.0%	5	3	-40.0%
Impaired	2	0	-100.0%	2	0	-100.0%
Distracted	8	0	-100.0%	8	0	-100.0%



Integrated Court Offence Network data is updated on a monthly basis: Data could be as much as a month and a half behind.

Data Utilized

- Ministry of Attorney General, Integrated Court Offence Network
- Integrated Court Offence Network Charge Business Intelligence Cube

Report Generated on:
Feb 21, 2019 12:01:26 PM
PP-CSC-Operational Planning-4300

2019 - Foot Patrol Hours - Haldimand County



2019	Caledonia	Cayuga	Dunnville	Hagersville	Jarvis	Selkirk	Provincial Parks	Total
January	3	17.25	25.5	7	3	1	0	56.75