


**USER FEES AND SERVICE CHARGES BYLAW
INDEX OF SCHEDULES**

CS-FI-15-2018 Attachment 2

<u>Schedule</u>	<u>Division</u>
A	Corporate Services
B	Licensing
C	Roads Operations
D	Environmental Services
E	Engineering Services
F	Community Development & Partnerships - Parks
G	Community Development & Partnerships - Facilities
H	Community Development & Partnerships - Arenas
I	Community Development & Partnerships - Aquatics
J	Community Development & Partnerships - Programs/Heritage and Culture
K	Cemetery Services
L	Emergency Services
M	Grandview Lodge
N	Permits
O	By-law Enforcement/Animal Control
P	Planning and Economic Development
Q	Planning
R	FEES AND CHARGES ESTIMATE FORMULA



Schedule A

Schedules should be read in conjunction with the By-Law for all applicable terms and conditions.


Corporate Services	Description	2018 Charge	2019 Charge	% Increase	TAX Rate
Clerk's					
Clerk's Division	Death Registration	\$31.50	\$32.25	2.38%	2
Clerk's Division	Commissioner of Oath Services	\$20.00	\$20.50	2.50%	2
Clerk's Division	Certification of True Copy	\$20.00	\$20.50	2.50%	2
Clerk's Division	Marriage Licence	\$157.00	\$157.00	0.00%	2
Clerk's Division	Retail Business Holidays Act Exemption	\$650.75	\$665.50	2.27%	2
Clerk's Division	Road Side Trapping Permit	\$20.00	\$20.50	2.50%	2
Clerk's Division	Civil Marriages- Administration	\$291.25	\$297.75	2.23%	1
Clerk's Division	Council Meeting Tapes/DVDs	\$25.75	\$26.25	1.94%	1
Clerk's Division	Fence Viewing Fee	\$321.50	\$328.75	2.26%	1
Clerk's Division	Liquor License- Municipal Information Form & Letters for Special Occasion Permits	\$20.00	\$20.50	2.50%	1
Clerk's Division	Photocopies (per page)	\$0.80	\$0.80	0.00%	3
Finance					
Finance Division	Duplicate Receipts/Bill Reprints/Statement of Account (per property/account)	\$6.90	\$7.10	2.90%	2
Finance Division	Income Tax Letters (per property)	\$6.90	\$7.10	2.90%	2
Finance Division	Tax Certificates	\$61.00	\$62.50	2.46%	2
Finance Division	NSF/Returned Payment	\$33.50	\$34.50	2.99%	2
Finance Division	Non Canadian Fund Charge	\$64.50	\$66.00	2.33%	2
Finance Division - Agreement Processing	Subdivision per Lot	\$36.00	\$37.00	2.78%	2
Finance Division - Agreement Processing	Subdivision (minimum)	\$410.00	\$419.00	2.20%	2
Finance Division - Agreement Processing	Site Plan with Servicing	\$410.00	\$419.00	2.20%	2
Finance Division - Agreement Processing	Site Plan without Servicing	\$206.00	\$211.00	2.43%	2
Finance Division - Agreement Processing	Administration for Front End Financing - Residential and Non-Residential	\$4,670.00	\$4,780.00	2.36%	2
Finance Division - Agreement Processing	Front End Financing - Residential and Non-Residential - recovery of consulting, legal and other costs incurred	full cost recovery	full cost recovery	n/a	2
Finance Division - Tax Sale Fee	Advertising	Actual Costs Incurred	Actual Costs Incurred	n/a	2
Finance Division - Tax Sale Fee	Legal Fee Recovery - Process A - Tax Arrears Certificate; Title Search	\$586.00	\$600.00	2.39%	2



Schedule A

Schedules should be read in conjunction with the By-Law for all applicable terms and conditions.

Corporate Services	Description	2018 Charge	2019 Charge	% Increase	TAX Rate
Finance Division - Tax Sale Fee	Legal Fee Recovery - Process B - Notification; Statutory Declaration	\$345.00	\$400.00	15.94%	2
Finance Division - Tax Sale Fee	Legal Fee Recovery - Process C - 280 Day Notification; Statutory Declaration	\$289.00	\$300.00	3.81%	2
Finance Division - Tax Sale Fee	Legal Fee Recovery - Process D - Tax Arrears Cancellation Certificate	\$345.00	\$350.00	1.45%	2
Finance Division - Tax Sale Fee	Legal Fee Recovery - Process E - Issue and Registration of Tax Deed	\$461.00	\$510.00	10.63%	2
Finance Division - Tax Sale Fee	Administration of Tax sale Process	\$260.00	\$266.00	2.31%	2
Finance Division - Tax Sale Fee	Tax Sale Extension Agreement	\$260.00	\$266.00	2.31%	2
Finance Division - Tax Sale Fee	Administration of Tax Sale Tender	\$130.00	\$133.00	2.31%	2
Finance Division - Tax Account Setup	New Owner Account Maintenance	\$31.00	\$32.00	3.23%	2
Finance Division - Transfer to Taxes	Transfer Arrears to Taxes for Collection	\$31.00	\$32.00	3.23%	2
Support Services					
Support Services Division	Subrogation of Insurance Claims Administration Fee	\$117.00	\$120.00	2.56%	2
Support Services Division	Road Closure- Administration	\$1,126.00	\$1,151.00	2.22%	2
Support Services Division	Administration Fee - License Agreements, Lease Requests, Easements over County Property and Encroachments	\$219.00	\$224.00	2.28%	2
Support Services Division	Unsolicited Offers for County Real Estate	\$675.00	\$690.00	2.22%	2



Schedule B

Schedules should be read in conjunction with the By-Law for all applicable terms and conditions.

Licensing	Description	2018 Charge	2019 Charge	% Increase	TAX Rate
Adult Entertainment	Parlour – Owner	\$1,585.00	\$1,621.00	2.27%	2
Adult Entertainment	Parlour – Owner Late Fee	\$794.00	\$812.00	2.27%	2
Adult Entertainment	Parlour – Operator	\$332.00	\$339.00	2.11%	2
Adult Entertainment	Parlour – Operator - Late Fee	\$167.00	\$171.00	2.40%	2
Adult Entertainment	Entertainer	\$133.00	\$136.00	2.26%	2
Adult Entertainment	Entertainer - Late Fee	\$67.00	\$69.00	2.99%	2
Adult Entertainment	Adult Sex Film Parlour – Class A	\$794.00	\$812.00	2.27%	2
Adult Entertainment	Adult Sex Film Parlour – Class A - Late Fee	\$398.00	\$407.00	2.26%	2
Adult Entertainment	Adult Sex Film Parlour – Class B	\$398.00	\$407.00	2.26%	2
Adult Entertainment	Adult Sex Film Parlour – Class B - Late Fee	\$200.00	\$205.00	2.50%	2
Adult Entertainment	Charitable Adult Entertainment Event	\$133.00	\$136.00	2.26%	2
Adult Entertainment	Charitable Adult Entertainment Event - Late Fee	\$67.00	\$69.00	2.99%	2
Mobile Food Premises	Mobile Food Premises	\$398.00	\$407.00	2.26%	2
Mobile Food Premises	Mobile Food Premises - Late Fee	\$67.00	\$69.00	2.99%	2
Motor Vehicle Racing - Formula Track	Initial Application	\$2,646.00	\$2,706.00	2.27%	2
Motor Vehicle Racing - Formula Track	Renewal with changes	\$2,646.00	\$2,706.00	2.27%	2
Motor Vehicle Racing - Formula Track	Renewal with changes - Late Fee	\$562.00	\$575.00	2.31%	2
Motor Vehicle Racing - Straight or Oval Track	Initial Application	\$2,383.00	\$2,437.00	2.27%	2
Motor Vehicle Racing - Straight or Oval Track	Renewal with changes	\$2,383.00	\$2,437.00	2.27%	2
Motor Vehicle Racing - Straight or Oval Track	Renewal with changes - Late Fee	\$562.00	\$575.00	2.31%	2
Motor Vehicle Racing - Business	Renewal with no changes	\$631.00	\$645.00	2.22%	2
Motor Vehicle Racing - Business	Renewal with no changes - Late Fee	\$225.00	\$230.00	2.22%	2
Motor Vehicle Racing - Business	Owner Licence Transfer Fee	\$113.00	\$116.00	2.65%	2
Pawn Broker	Pawn Broker License	\$264.00	\$270.00	2.27%	2
Pawn Broker	Pawn Broker License - Late Fee	\$67.00	\$69.00	2.99%	2



Schedule B

Schedules should be read in conjunction with the By-Law for all applicable terms and conditions.

Licensing	Description	2018 Charge	2019 Charge	% Increase	TAX Rate
Public Entertainment	Motor Vehicle Racing Event License	\$760.00	\$777.00	2.24%	2
Public Entertainment	Public Entertainment License	\$1,126.00	\$1,151.00	2.22%	2
Public Entertainment	Public Entertainment License - Late Fee	\$431.00	\$441.00	2.32%	2
Salvage Yards	Owner of a Salvage Yard	\$662.00	\$677.00	2.27%	2
Salvage Yards	Owner of a Salvage Yard - Late Fee	\$200.00	\$205.00	2.50%	2
Hired Vehicle	Taxicab Owner (Per Vehicle)	\$204.00	\$209.00	2.45%	2
Hired Vehicle	Taxicab Owner (Per Vehicle) - Late Fee	\$101.00	\$103.00	1.98%	2
Hired Vehicle	Taxicab Driver	\$79.00	\$81.00	2.53%	2
Hired Vehicle	Taxicab Driver - Late Fee	\$40.00	\$41.00	2.50%	2
Hired Vehicle	Taxicab Substitute Vehicle (Per Vehicle)	\$169.00	\$173.00	2.37%	2
Hired Vehicle	Taxicab - Lost, Damaged or Stolen Licences and Plates	\$33.00	\$34.00	3.03%	2
Hired Vehicle	Specialty Vehicle Owner (Per Vehicle)	\$204.00	\$209.00	2.45%	2
Hired Vehicle	Specialty Vehicle Owner (Per Vehicle) - Late Fee	\$101.00	\$103.00	1.98%	2
Hired Vehicle	Specialty Vehicle Driver	\$79.00	\$81.00	2.53%	2
Hired Vehicle	Specialty Vehicle - Late Fee	\$40.00	\$41.00	2.50%	2
Hired Vehicle	Specialty Vehicle - Lost, Damaged or Stolen Licenses and Plates	\$33.00	\$34.00	3.03%	2
Hired Vehicle	Annual Fee - Priority List	\$56.00	\$57.00	1.79%	2
Hired Vehicle	Annual Fee - Priority List - Late Fee	\$11.75	\$12.00	2.13%	2




Schedule C

Schedules should be read in conjunction with the By-Law for all applicable terms and conditions.

Roads Operations	Description	2018 Charge	2019 Charge	% Increase	TAX Rate
Roads Operations	Entrance Permit	\$170.00	\$174.00	2.35%	2
Roads Operations	Excavation/ Occupancy	\$218.00	\$223.00	2.29%	2
Roads Operations	Entrance Permit Open Ditch - Refundable Deposit	\$192.00	\$196.00	2.08%	2
Roads Operations	Entrance Permit Urban Curb & Gutter - Refundable Deposit	\$770.00	\$787.00	2.21%	2
Roads Operations	Entrance Permit Commercial/Industrial - Refundable Deposit	\$1,871.00	\$1,913.00	2.24%	2
Roads Operations	Excavation Open Ditch - Gravel - Refundable Deposit	\$415.00	\$424.00	2.17%	2
Roads Operations	Excavation Open Ditch - Hardtop - Refundable Deposit	\$925.00	\$946.00	2.27%	2
Roads Operations	Excavation Urban Curb & Gutter - Refundable Deposit	\$1,694.00	\$1,732.00	2.24%	2
Roads Operations	Excavation Commercial/Industrial - Refundable Deposit	\$2,296.00	\$2,348.00	2.26%	2
Roads Operations	Occupancy - Refundable Deposit	\$104.00	\$106.00	1.92%	2
Roads Operations	Moving/ Oversized load- per trip	\$102.00	\$104.00	1.96%	2
Roads Operations	Moving/ Oversized load- per trip - Refundable Deposit	\$624.00	\$638.00	2.24%	2
Roads Operations	Moving/ Oversized load- annual fee	\$407.00	\$416.00	2.21%	2
Roads Operations	Moving/ Oversized load- annual fee - Refundable Deposit	\$624.00	\$638.00	2.24%	2
Roads Operations	Road Damage Fee	\$102.00	\$104.00	1.96%	2
Roads Operations	Road Damage Deposit	\$624.00	\$638.00	2.24%	2
Roads Operations	Site Alteration Permit	\$218.00	\$223.00	2.29%	2
Roads Operations	Services- Cost Recovered (see below)				2

Cost Recovered Services: The Operation Division also charges the cost for activities/ maintenance required outside of the normal requirements of the Municipality. These include, but are not limited to Motor Vehicle Accidents, Fire (both business and residential), environmental, etc. The Operations Division shall recover all costs to perform the required works in order to return the Municipal property to current standards followed by the Municipality. Recoverable charges Include: wages and benefits, administration (OH), supervision, equipment time, materials, outside resources, consultants, contractors, permits required, etc. as mentioned in Schedule "R".



Schedule D

Schedules should be read in conjunction with the By-Law for all applicable terms and conditions.

Environmental Services	Description	2018 Charge	2019 Charge	% Increase	TAX Rate
Waste Management	Tipping Fee Rate per tonne	\$123.00	\$126.00	2.44%	2
Waste Management	Minimum Tipping Fee - Landfill Site and Transfer Station	\$16.00	\$17.00	6.25%	2
Waste Management	Mississaugas of the New Credit residential waste	(per agreement)	(per agreement)	n/a	2
Waste Management	Sale of Composter	\$30.00	\$31.00	3.33%	3
Waste Management	Wood Chips (per load)	\$5.00	\$5.00	0.00%	3
Storm Sewer	Storm Sewer Inspection (per hour)	\$91.00	\$93.00	2.20%	2



Schedule E

Schedules should be read in conjunction with the By-Law for all applicable terms and conditions.

Engineering Services	Description	2018 Charge	2019 Charge	% Increase	TAX Rate
Engineering Services - Subdivision/Condominium Agreement Review	3% of work to be assumed	3% of actual cost	3% of actual cost	n/a	2
Engineering Services	All other agreements	\$260.00	\$266.00	2.31%	2
Engineering Services	Municipal drain reapportionment agreement	\$196.00	\$200.00	2.04%	2



Schedule F

Schedules should be read in conjunction with the By-Law for all applicable terms and conditions.

Community Development & Partnerships - Parks	Description	Effective May 1, 2018 to April 30, 2019	Effective May 1, 2019 to April 30, 2020	% Increase	TAX Rate
Park Rentals					
Parks	Pavilion Rentals (per day)	\$56.50	\$57.75	2.21%	1
Parks	Picnic/Bandshell/Gazebo Areas (per day)	\$34.50	\$35.25	2.17%	1
Parks	Lions Park Building (per day - summer only)	\$91.00	\$93.00	2.20%	1
Park Rentals - Events	Day/Evening Rate with alcohol	\$154.50	\$158.00	2.27%	1
Park Rentals - Events	Day/Evening Rate no alcohol	\$98.50	\$100.75	2.28%	1
Park Rentals - Events	Setup/Takedown	\$62.25	\$63.75	2.41%	1
Dunnville Farmers Market/Waterfront Pavilion	Public Rental - per use (effective July 1, 2018)	\$169.50 \$150.00	\$169.50 \$150.00	0.00%	3 1
Park Rentals - Events	Park rentals for Council Approved Community Special Events	no charge	no charge	n/a	
Field Rentals					
Ball Diamonds	Adults- Major Field (per hr)	\$21.00	\$21.50	2.38%	1
Ball Diamonds	Adults- Minor Field (per hr)	\$8.75	\$9.00	2.86%	1
Ball Diamonds	Youth- Major Field (per hr)	\$8.75	\$9.00	2.86%	1
Ball Diamonds	Youth- Minor Field (per hr)	\$4.50	\$4.50	0.00%	1
Ball Diamonds	Lights (per evening)	\$23.50	\$24.00	2.13%	1
Ball Diamonds	Practices	no charge	no charge	n/a	
Ball Park Rentals - Events & Tournaments	Day/Evening Rate with alcohol, per Diamond	\$77.25	\$79.00	2.27%	1
Ball Park Rentals - Events & Tournaments	Day/Evening Rate no alcohol, per Diamond	\$49.25	\$50.25	2.03%	1
Ball Park Rentals - Events & Tournaments	Setup/Takedown	\$94.50	\$96.75	2.38%	1
Facility User Insurance Program	Insurance Premium (where applicable)	per approved rates	per approved rates	n/a	1



Schedule G

Schedules should be read in conjunction with the By-Law for all applicable terms and conditions.

Community Development & Partnerships - Facilities	Description	Effective May 1, 2018 to April 30, 2019	Effective May 1, 2019 to April 30, 2020	% Increase	TAX Rate
Hall Rentals					
Hall Rental - HCCC Remax, Hagersville Almas, or Cayuga McSorley	Day/evening with alcohol	\$229.00	\$234.00	2.18%	1
Hall Rental - HCCC Remax, Hagersville Almas, or Cayuga McSorley	Day/evening without alcohol	\$116.00	\$119.00	2.59%	1
Hall Rental - HCCC Remax, Hagersville Almas, or Cayuga McSorley	Hourly with alcohol	\$67.00	\$68.50	2.24%	1
Hall Rental - HCCC Remax, Hagersville Almas, or Cayuga McSorley	Hourly without alcohol	\$34.00	\$34.75	2.21%	1
Hall Rental - HCCC Remax, Hagersville Almas, or Cayuga McSorley	Non-profit day/evening with alcohol	\$137.00	\$140.00	2.19%	1
Hall Rental - HCCC Remax, Hagersville Almas, or Cayuga McSorley	Non-profit day/evening without alcohol	\$69.50	\$71.00	2.16%	1
Hall Rental - HCCC Remax, Hagersville Almas, or Cayuga McSorley	Non-Profit Hourly with alcohol	\$41.25	\$42.25	2.42%	1
Hall Rental - HCCC Remax, Hagersville Almas, or Cayuga McSorley	Non-profit hourly without alcohol	\$20.75	\$21.25	2.41%	1
Cayuga McSorley	Kitchen Rental with Hall	\$34.50	\$35.25	2.17%	1
Sports Event	In conjunction with ice/floor rental, as per Facility Booking and Ice Allocation Policy	no charge	no charge	n/a	
Facility User Insurance Program	Insurance Premium (where applicable)	per approved rates	per approved rates	n/a	1
Facility Rental	Damage Deposit	\$275.00	\$281.00	2.18%	1
Community Events Trailer Rentals					
Community Events Trailer	Per Non Profit Event - Within Haldimand County	no charge	no charge	n/a	
Community Events Trailer	Per Corporate Event - Within Haldimand County	\$956.50	\$978.00	2.25%	1
Community Events Trailer	Per Event - Outside Haldimand County	\$2,743.00	\$2,804.75	2.25%	1



Schedule H

Schedules should be read in conjunction with the By-Law for all applicable terms and conditions.

Community Development & Partnerships - Arenas	Description	Effective September 1, 2018 to April 30, 2019	Effective May 1, 2019 to April 30, 2020	% Increase	TAX Rate
Arena Ice Rentals					
Arena - Ice (per hour)	Adult/general prime	\$164.00	\$168.00	2.44%	1
Arena - Ice (per hour)	Adult/general non-prime	\$81.00	\$84.00	3.70%	1
Arena - Ice (per hour)	Recreational youth- prime	\$124.00	\$127.00	2.42%	1
Arena - Ice (per hour)	Recreational youth- non-prime	\$81.00	\$83.00	2.47%	1
Arena - Ice (per hour)	Youth - prime	\$110.00	\$112.00	1.82%	1
Arena - Ice (per hour)	Youth - non-prime	\$78.00	\$79.00	1.28%	1
Arena - Ice (per hour)	Stat Holiday Premium	\$19.00	\$19.50	2.63%	1
Facility User Insurance Program	Insurance Premium (where applicable)	per approved rates	per approved rates	n/a	1
Arena Floor Rentals					
Arena - Floor (per hour)	Hourly rate- sports (youth rentals or adults Monday-Friday - no alcohol)	\$44.00	\$45.00	2.27%	1
Arena - Floor (per hour)	Hourly rate- sports (weekends & STAT holidays - no alcohol)	\$87.00	\$90.00	3.45%	1
Arena - Floor	For Profit Events with admission (per day)	\$989.00	\$1,011.00	2.22%	1
Arena - Floor	Day/evening rate - non sporting events (with alcohol - per day)	\$637.00	\$651.00	2.20%	1
Arena - Floor	Day/evening rate - non sporting events (with no alcohol - per day)	\$365.00	\$373.00	2.19%	1
Arena - Floor	Setup/takedown rate (per hour)	\$142.00	\$145.00	2.11%	1
Facility User Insurance Program	Insurance Premium (where applicable)	per approved rates	per approved rates	n/a	1
Arena Programs					
Arena Programs	Childs Hockey Skate	no charge	no charge	n/a	
Arena Programs	Open Figure Skate	no charge	no charge	n/a	
Arena Programs	Pre-school skate	no charge	no charge	n/a	
Arena Programs	Public skating (child)	no charge	no charge	n/a	
Arena Programs	Public Skating (adult)	no charge	no charge	n/a	
Arena Programs	Public Skating (family rate) - based on 2 adults & 2 children	no charge	no charge	n/a	
Arena Programs	Shinny (youth/teen)	no charge	no charge	n/a	
Arena Programs	Shinny (Adult)	no charge	no charge	n/a	
Facility User Insurance Program	Insurance Premium (where applicable)	per approved rates	per approved rates	n/a	1



Schedule H

Schedules should be read in conjunction with the By-Law for all applicable terms and conditions.

Community Development & Partnerships - Arenas	Description	Effective September 1, 2018 to April 30, 2019	Effective May 1, 2019 to April 30, 2020	% Increase	TAX Rate
Arena Advertising					
Arena - Advertising	Arena Board Advertisement	\$841.00	\$841.00	0.00%	1
Arena - Advertising	Non-Prime Arena Board Advertising	\$588.00	\$588.00	0.00%	1
Arena - Advertising	Four Prime Arena Boards for the Price of Three	\$2,522.00	\$2,523.00	0.04%	1
Arena - Advertising	Four Non-Prime Arena Boards for the Price of Three	\$1,764.00	\$1,764.00	0.00%	1
Arena - Advertising	Scoreclock	\$1,681.00	\$1,681.00	0.00%	1
Arena - Advertising	Single Side - Ice Resurfacer	\$841.00	\$841.00	0.00%	1



Schedule I

Schedules should be read in conjunction with the By-Law for all applicable terms and conditions.


Community Development & Partnerships - Aquatics	Description	Effective May 1, 2018 to April 30, 2019	Effective May 1, 2019 to April 30, 2020	% Increase	TAX Rate
Pool Rentals					
Aquatics	Pool Rentals 2 Guards covers max. 75 kids - per hour	\$87.25	\$89.25	2.29%	1
Aquatics	Pool Rentals (schools only) - per hour	\$44.50	\$45.50	2.25%	1
Aquatics	Pool Rentals- Additional Guards - per hour	\$27.00	\$27.50	1.85%	1
Facility User Insurance Program	Insurance Premium (where applicable)	per approved rates	per approved rates	n/a	1
General Admissions					
Aquatics	Recreational swim (public, family. Length): adults	no charge	no charge	n/a	
Aquatics	Recreational swim (public, family. Length): children	no charge	no charge	n/a	
Aquatics	Recreational swim (public, family, length): family rate	no charge	no charge	n/a	
Aquatics	Non-Resident Daily Admission (per person)- Caledonia Pool	\$5.00	\$5.00	0.00%	3
Aquatics	AquaFit	no charge	no charge	n/a	
Registered Programs					
Aquatics	AquaFit	no-charge	no-charge	n/a	
Aquatics	Parent & Tots (levels 1-3) - 10 Classes	\$53.25	\$54.50	2.35%	2
Aquatics	Preschool (levels A-E) - 10 Classes	\$53.25	\$54.50	2.35%	2
Aquatics	Swim Patrol (7 - rookie, 8 - ranger & 9 - star) - 10 Classes	\$60.25	\$61.50	2.07%	3
Aquatics	Swim Team - Season	\$71.50	\$73.00	2.10%	2
Aquatics	Swimmer (levels 1-6) - 10 Classes	\$53.25	\$54.50	2.35%	2
Aquatics	Teen Lessons - 8 Classes	\$53.25	\$54.50	2.35%	2
Aquatics	Adult Lessons - 8 Classes	\$53.25	\$54.50	2.35%	1
Aquatics	Bronze Cross	\$134.25	\$137.25	2.23%	2
Aquatics	Bronze Medallion	\$129.75	\$132.75	2.31%	2
Aquatics	Emergency First Aid	\$34.50	\$35.25	2.17%	2
Aquatics	Bronze Cross/Bronze Medallion- Manual fee	cost recovery	cost recovery	n/a	3
Aquatics	Bronze Star	\$78.75	\$80.50	2.22%	2
Aquatics	Distinction	\$80.75	\$82.50	2.17%	1
Aquatics	Aquatic Supervisor Training (AST)	\$80.75	\$82.50	2.17%	1
Aquatics	Junior Lifeguard Club - Season	\$60.25	\$61.50	2.07%	2
Aquatics	Lessons- Private (per hr)	\$37.50	\$38.25	2.00%	2
Aquatics	Lessons- Semi-private (per hr)	\$31.50	\$32.25	2.38%	2
Aquatics	Wading Pool Attendant Course	\$53.75	\$55.00	2.33%	1
Aquatics	NL (National Lifeguard) Recertification	\$101.00	\$103.25	2.23%	1
Facility User Insurance Program	Insurance Premium (where applicable)	per approved rates	per approved rates	n/a	1



Schedule J

Schedules should be read in conjunction with the By-Law for all applicable terms and conditions.


Community Development & Partnerships - Programs/Heritage and Culture	Description	Effective May 1, 2018 to April 30, 2019	Effective May 1, 2019 to April 30, 2020	% Increase	TAX Rate
Programs					
Day Camps	Day Camps (per week)	\$108.25	\$110.75	2.31%	2
Day Camps	Extended Care (per week)	\$51.50	\$52.75	2.43%	2
Day Camps	Extended Care - morning or afternoon (per week)	\$25.50	\$25.00	-1.96%	2
Day Camps	Extended Care - morning or afternoon (per day)	\$5.00	\$5.00	0.00%	2
Day Camps	Extended Care - afternoon (per day)	\$5.00	\$5.00	0.00%	2
Day Camps	One Day (full day, non-trip)	\$22.50	\$23.00	2.22%	2
Day Camps	Trip Day	\$40.25	\$41.25	2.48%	2
March Break Camp	Drop in March Break Camp	no charge	no charge	n/a	
Family Day Camp	Drop in Family Day Camp	no charge	no charge	n/a	
Specialty Camps	Specialty Camps (per week)	\$148.00	\$151.25	2.20%	2
Specialty Camps	Leadership Training (per week)	\$148.00	\$151.25	2.20%	2
Instructional	First Aid, CPR, AED	Actual Cost	Actual Cost	n/a	
Community Guide	Advertising	Cost Recovery	Cost Recovery	n/a	
Heritage & Culture					
Annual Museum Membership Fees	Adult/ Senior Membership	\$25.75	\$26.25	1.94%	2
Annual Museum Membership Fees	Student Membership	\$12.75	\$13.00	1.96%	2
Annual Museum Membership Fees	Family Membership	\$38.25	\$39.00	1.96%	2
Annual Museum Membership Fees	Corporate Membership	\$127.25	\$130.00	2.16%	2
Heritage & Culture	Art Sales (solo & juried exhibitions)	30% commission	30% commission	n/a	2
Children's Workshops	Full Day Program	\$25.75	\$26.25	1.94%	2
Children's Workshops	Half Day Program	\$12.75	\$13.00	1.96%	2
Children's Workshops	Day Program - Materials	Cost Recovery	Cost Recovery	n/a	2
Educational Programs	Student (half day)	\$3.50	\$3.75	7.14%	2
Educational Programs	Student (full day)	\$7.25	\$7.50	3.45%	2
Educational Programs	Walking tour	Cost Recovery	Cost Recovery	n/a	2
Educational Programs	Bus tour	Cost Recovery	Cost Recovery	n/a	2
Adult Workshops	Regular Adult Workshops	Cost Recovery	Cost Recovery	n/a	1
Adult Workshops	Series Adult Workshops	Cost Recovery	Cost Recovery	n/a	1
Meeting Room Rental	Monday to Friday 8:30am-4:30pm - per hour (no alcohol)	\$29.50	\$30.25	2.54%	1
Meeting Room Rental	Evenings and weekends - per hour (no alcohol)	\$41.75	\$42.75	2.40%	1
Facility User Insurance Program	Insurance Premium (where applicable)	per approved rates	per approved rates	n/a	1
Heritage & Culture	Photocopies	\$0.80	\$0.80	0.00%	3



Schedule J

Schedules should be read in conjunction with the By-Law for all applicable terms and conditions.


Community Development & Partnerships - Programs/Heritage and Culture	Description	Effective May 1, 2018 to April 30, 2019	Effective May 1, 2019 to April 30, 2020	% Increase	TAX Rate
Research Fees	Non-members (per day)	\$10.00	\$10.25	2.50%	2
Research Fees	Members (per day)	\$3.25	\$3.50	7.69%	2
Research Fees	Contracted Research - 2 hr min (per hour)	\$25.25	\$25.75	1.98%	2
Heritage & Culture	Various Speaking Engagements-hourly rate plus mileage & accommodation if required	\$50.25	\$51.50	2.49%	2
Heritage & Culture	Juried Art Show Registration (up to 3 submissions) (per artist)	\$25.25	\$25.75	1.98%	2



Schedule K

Schedules should be read in conjunction with the By-Law for all applicable terms and conditions.


Cemetery Services	Description	2018 Charge	2019 Charge	% Increase	TAX Rate
Cemetery Services - Interment Rights	Single lot - (1 x 3 m) - Sold in a row - Land	\$546.00	\$558.00	2.20%	1
Cemetery Services - Interment Rights	Single lot - (1 x 3 m) - Sold in a row - Care & maintenance)	\$363.00	\$371.00	2.20%	1
	TOTAL Single lot - (1 x 3 m) - Sold in a row including Care & maintenance	\$909.00	\$929.00	2.20%	1
Cemetery Services - Interment Rights	Single lot - (1 x 3 m) - Standard - Land	\$609.00	\$623.00	2.30%	1
Cemetery Services - Interment Rights	Single lot - (1 x 3 m) - Standard - Care & maintenance)	\$407.00	\$416.00	2.21%	1
	TOTAL Single lot - (1 x 3 m) - Standard including Care & maintenance	\$1,016.00	\$1,039.00	2.26%	1
Cemetery Services - Interment Rights	Single lot - (1 x 3 m) - Preferred - Land	\$722.00	\$738.00	2.22%	1
Cemetery Services - Interment Rights	Single lot - (1 x 3 m) - Preferred - Care & maintenance)	\$480.00	\$491.00	2.29%	1
	TOTAL Single lot - (1 x 3 m) - Preferred including Care & maintenance	\$1,202.00	\$1,229.00	2.25%	1
Cemetery Services - Interment Rights	Two lot plots - (2 x 3 m) - Standard - Land	\$1,259.00	\$1,287.00	2.22%	1
Cemetery Services - Interment Rights	Two lot plots - (2 x 3 m) - Standard - Care & maintenance)	\$839.00	\$858.00	2.26%	1
	TOTAL Two lot plots - (2 x 3 m) - Standard including Care & maintenance	\$2,098.00	\$2,145.00	2.24%	1
Cemetery Services - Interment Rights	Two lot plots - (2 x 3 m) - Preferred - Land	\$1,400.00	\$1,432.00	2.29%	1
Cemetery Services - Interment Rights	Two lot plots - (2 x 3 m) - Preferred - Care & maintenance)	\$934.00	\$955.00	2.25%	1
	TOTAL Two lot plots - (2 x 3 m) - Preferred including Care & maintenance	\$2,334.00	\$2,387.00	2.27%	1
Cemetery Services - Interment Rights	Three lot plots - (3 x 3 m) - Standard - Land	\$1,887.00	\$1,929.00	2.23%	1
Cemetery Services - Interment Rights	Three lot plots - (3 x 3 m) - Standard - Care & maintenance)	\$1,259.00	\$1,287.00	2.22%	1
	TOTAL Three lot plots - (3 x 3 m) - Standard including Care & maintenance	\$3,146.00	\$3,216.00	2.23%	1
Cemetery Services - Interment Rights	Four lot plots - (4 x 4 m) - Standard - Land	\$2,518.00	\$2,575.00	2.26%	1
Cemetery Services - Interment Rights	Four lot plots - (4 x 4 m) - Standard - Care & maintenance)	\$1,679.00	\$1,717.00	2.26%	1
	TOTAL Four lot plots - (4 x 4 m) - Standard including Care & maintenance	\$4,197.00	\$4,292.00	2.26%	1
Cemetery Services - Interment Rights	Four lot plots - (4 x 4 m) - Preferred - Land	\$2,804.00	\$2,867.00	2.25%	1
Cemetery Services - Interment Rights	Four lot plots - (4 x 4 m) - Preferred - Care & maintenance)	\$1,869.00	\$1,911.00	2.25%	1
	TOTAL Four lot plots - (4 x 4 m) - Preferred including Care & maintenance	\$4,673.00	\$4,778.00	2.25%	1
Cemetery Services - Interment Rights	Cremation lot - flat marker only - (1 x 1 m) - Land	\$344.00	\$352.00	2.33%	1
Cemetery Services - Interment Rights	Cremation lot - flat marker only - (1 x 1 m) - Care & Maintenance	\$230.00	\$235.00	2.17%	1
	TOTAL Cremation lot - flat marker only - (1 x 1 m) including Care & maintenance	\$574.00	\$587.00	2.26%	1
Cemetery Services - Interment Rights	Infant lot - (.5 x 1 m) - Land	\$309.00	\$316.00	2.27%	1



Schedule K

Schedules should be read in conjunction with the By-Law for all applicable terms and conditions.


Cemetery Services	Description	2018 Charge	2019 Charge	% Increase	TAX Rate
Cemetery Services - Interment Rights	Infant lot - (.5 x 1 m) - Care & Maintenance	\$208.00	\$213.00	2.40%	1
	TOTAL Infant lot - (.5 x 1 m) including Care & maintenance	\$517.00	\$529.00	2.32%	1
Cemetery Services - Interment Rights	Columbarium niche - (0.3 x 3 m) - Land	\$278.00	\$284.00	2.16%	1
Cemetery Services - Interment Rights	Columbarium niche - (0.3 x 3 m) - Care & Maintenance	\$185.00	\$189.00	2.16%	1
	TOTAL Columbarium niche - (0.3 x 3 m) including Care & maintenance	\$463.00	\$473.00	2.16%	1
Cemetery Services - Interment Rights	Non-Residents: All interment rights sold to non residents of Haldimand County will be sold at 50% higher than the prices shown above.				
Cemetery - Openings & Interments Single Depth 1.52m Openings	Opening Lots under 1.2 m in length	\$280.00	\$286.00	2.14%	1
Cemetery - Openings & Interments Single Depth 1.52m Openings	Opening Lots 1.2m to 1.75m in length	\$437.00	\$447.00	2.29%	1
Cemetery - Openings & Interments Single Depth 1.52m Openings	Opening Lots over 1.75 m in length	\$818.00	\$836.00	2.20%	1
Cemetery - Openings & Interments Single Depth 1.52m Openings	Opening lots for cremated remains including columbarium	\$280.00	\$286.00	2.14%	1
Cemetery - Openings & Interments Single Depth 1.52m Openings	Opening for Companion Urn	\$417.00	\$426.00	2.16%	1
Cemetery - Openings & Interments Single Depth 1.52m Openings	Transfer of Interment Rights	\$55.00	\$56.00	1.82%	1
Cemetery - Openings & Interments Single Depth 1.52m Openings	Saturday, Sunday & Holidays-Full casket interment	\$1,153.00	\$1,179.00	2.25%	1
Cemetery - Openings & Interments Single Depth 1.52m Openings	Saturday, Sunday & Holidays- Cremation	\$454.00	\$464.00	2.20%	1
Cemetery - Openings & Interments Single Depth 1.52m Openings	Saturday, Sunday & Holidays- Companion urn	\$546.00	\$558.00	2.20%	1
Cemetery - Additional Services	Monument Foundation (layout and inspection charge)	\$116.00	\$119.00	2.59%	1
Cemetery - Additional Services	Setting Markers (per 6.45 square cm of surface area)	\$0.70	\$0.80	14.29%	1
Cemetery - Additional Services	Minimum marker setting charge	\$111.00	\$113.00	1.80%	1
Cemetery - Additional Services	Setting Corner Marker-each	\$37.00	\$38.00	2.70%	1
Cemetery - Additional Services	Flat Marker care and maintenance (Over 173 square inches)	\$50.00	\$50.00	0.00%	1
Cemetery - Additional Services	Upright monument up to 4ft care & maintenance	\$100.00	\$100.00	0.00%	1
Cemetery - Additional Services	Upright monument over 4ft care & maintenance	\$200.00	\$200.00	0.00%	1
Cemetery - Additional Services	Disinterment including reburial at another location in cemetery	\$2,046.00	\$2,092.00	2.25%	1
Cemetery - Additional Services	Disinterment including lowering remains at the same location	\$1,230.00	\$1,258.00	2.28%	1
Cemetery - Additional Services	Disinterment Only	\$1,230.00	\$1,258.00	2.28%	1
Cemetery - Additional Services	Disinterment of cremated remains and/or reburial in same cemetery	\$503.00	\$514.00	2.19%	1
Cemetery - Additional Services	Labour rate (per hour)	\$53.00	\$54.00	1.89%	1



Schedule L

Schedules should be read in conjunction with the By-Law for all applicable terms and conditions.


Emergency Services	Description	2018 Charge	2019 Charge	% Increase	TAX Rate
Emergency Services	Copy of fire inspection report/compliance letter	\$65.00	\$66.50	2.31%	2
Emergency Services	Copy of fire response incident report	\$65.00	\$66.50	2.31%	2
Emergency Services	Ambulance Call Report	\$65.00	\$66.50	2.31%	2
Emergency Services	Property file search	\$65.00	\$66.50	2.31%	2
Emergency Services	Liquor license fire inspection letter	\$65.00	\$66.50	2.31%	2
Emergency Services	Ambulance Crew paid duty at special events - Ambulance and 2 paramedics (Hourly rate)	\$165.00	\$168.50	2.12%	2
Emergency Services	Ambulance Crew paid duty at special events - Ambulance and 1 paramedic (Hourly rate)	\$94.00	\$96.00	2.13%	2
Emergency Services - Fire Vehicle Emergency Response	Automatic Aid Agreement Response Fees - first hour per vehicle (minimum)	\$459.45	\$459.45	0.00%	2
Emergency Services - Fire Vehicle Emergency Response	Automatic Aid Agreement Response Fees - each additional 1/2 hour per vehicle	\$229.73	\$229.73	0.00%	2
Emergency Services - Fire Vehicle Emergency Response	Preventable false alarm response (3rd and subsequent offences) - flat fee	\$459.45	\$459.45	0.00%	2
Emergency Services - Fire Vehicle Emergency Response	False alarm response due to failure to notify - flat fee	\$459.45	\$459.45	0.00%	2
Emergency Services - Fire Vehicle Emergency Response	Standby charges - first hour per vehicle (minimum)	\$459.45	\$459.45	0.00%	2
Emergency Services - Fire Vehicle Emergency Response	Standby charges - each additional 1/2 hour per vehicle	\$229.73	\$229.73	0.00%	2
Emergency Services - Fire Vehicle Emergency Response	Motor Vehicle Accident Response - first hour per vehicle (minimum) - max 3 vehicles	\$459.45	\$459.45	0.00%	2
Emergency Services - Fire Vehicle Emergency Response	Motor Vehicle Accident Response - each additional 1/2 hour per vehicle	\$229.73	\$229.73	0.00%	2
Emergency Services - Fire Vehicle Emergency Response	Motor Vehicle Fire Response - first hour per vehicle (minimum) - max 2 vehicles	\$459.45	\$459.45	0.00%	2
Emergency Services - Fire Vehicle Emergency Response	Motor Vehicle Fire Response - each additional 1/2 hour per vehicle	\$229.73	\$229.73	0.00%	2
Emergency Services - Fire Vehicle Emergency Response	MTO billing for vehicle accidents and fires on provincial highways - first hour per vehicle (minimum) - max 3 vehicles	\$459.45	\$459.45	0.00%	2
Emergency Services - Fire Vehicle Emergency Response	MTO billing for vehicle accidents and fires on provincial highways - each additional 1/2 hour per vehicle	\$229.73	\$229.73	0.00%	2
Emergency Services - Fire Vehicle Emergency Response	Fire Department response to a Hazardous Materials incident - first hour per vehicle (minimum) - max 3 vehicles	\$459.45	\$459.45	0.00%	2
Emergency Services - Fire Vehicle Emergency Response	Fire Department response to a Hazardous Materials incident - each additional 1/2 hour per vehicle	\$229.73	\$229.73	0.00%	2
Emergency Services - Fire Vehicle Emergency Response	Fire Department response to a Natural Gas incident - first hour per vehicle (minimum) - max 3 vehicles	\$459.45	\$459.45	0.00%	2
Emergency Services - Fire Vehicle Emergency Response	Fire Department response to a Natural Gas incident - each additional 1/2 hour per vehicle	\$229.73	\$229.73	0.00%	2
Emergency Services - Fire Vehicle Emergency Response	Fire Department response to Open Air Fire Burning By-law complaints - first hour per vehicle (minimum) - no vehicle maximum	\$459.45	\$459.45	0.00%	2



Schedule L

Schedules should be read in conjunction with the By-Law for all applicable terms and conditions.


Emergency Services	Description	2018 Charge	2019 Charge	% Increase	TAX Rate
Emergency Services - Fire Vehicle Emergency Response	Fire Department response to Open Air Fire Burning By-law complaints - each additional 1/2 hour per vehicle	\$229.73	\$229.73	0.00%	2
Emergency Services - Fire Vehicle Emergency Response	Illicit Drug Labs and/or Marijuana Grow Operations (minimum)	\$459.45	\$459.45	0.00%	2
Emergency Services - Fire Vehicle Emergency Response	Illicit Drug Labs and/or Marijuana Grow Operations - each additional 1/2 hour per vehicle	\$229.73	\$229.73	0.00%	2
Emergency Services - Fire Vehicle Emergency Response	Hazardous Materials Spills (minimum)	\$459.45	\$459.45	0.00%	2
Emergency Services - Fire Vehicle Emergency Response	Hazardous Materials Spills - each additional 1/2 hour per vehicle	\$229.73	\$229.73	0.00%	2
Emergency Services	Additional Fire Department Expenses	Actual Cost	Actual Cost	n/a	2
Emergency Services	Open Air Fire Burn Permits	\$24.00	\$24.50	2.08%	2
Emergency Services	Review of Level 1 propane storage risk safety management plan	\$236.00	\$241.00	2.12%	2
Emergency Services	Review of Level 2 propane storage risk safety management plan	\$471.00	\$482.00	2.34%	2
Emergency Services	Fire Extinguisher Training - Group session of up to 20 people	\$156.00	\$160.00	2.56%	2
Emergency Services	Fire Extinguisher Training - additional cost per person	\$10.50	\$10.75	2.38%	2
Emergency Services	Smoke Alarm Recovery Cost	\$20.75	\$21.25	2.41%	2
Emergency Services	Carbon Monoxide Alarm Recovery Cost	\$41.50	\$42.50	2.41%	2
Emergency Services - Fire Code Inspections	Residential-Single Family Dwelling (upon request) - one hour minimum	\$64.50	\$66.00	2.33%	2
Emergency Services - Fire Code Inspections	Residential-Two Family Dwelling (upon request) - one hour minimum	\$64.50	\$66.00	2.33%	2
Emergency Services - Fire Code Inspections	Residential-Multiple Family Dwelling of more than 2 units (upon request) - one hour minimum	\$64.50	\$66.00	2.33%	2
Emergency Services - Fire Code Inspections	Commercial, Industrial and Institutional Occupancies-Less than 5,000 Square Feet (upon request) - one hour minimum	\$64.50	\$66.00	2.33%	2
Emergency Services - Fire Code Inspections	Commercial, Industrial and Institutional Occupancies-Greater than 5,000 Square Feet (upon request) - one hour minimum	\$64.50	\$66.00	2.33%	2
Emergency Services - Fire Code Inspections	Hotels & Motels (upon request) - one hour minimum	\$64.50	\$66.00	2.33%	2
Emergency Services - Fire Code Inspections	Licensed Day Care Centres (upon request) - one hour minimum	\$64.50	\$66.00	2.33%	2
Emergency Services - Fire Code Inspections	Private Home Day Care Centres (upon request) - one hour minimum	\$64.50	\$66.00	2.33%	2
Emergency Services - Fire Code Inspections	Foster Care and Group Home (upon request) - one hour minimum	\$64.50	\$66.00	2.33%	2
Emergency Services - Fire Code Inspections	Demolition Permit Approval (upon request)	\$65.00	\$66.50	2.31%	2
Emergency Services - Fire Code Inspections	Fireworks Application Approval (upon request)	\$65.00	\$66.50	2.31%	2
Emergency Services - Fire Code Inspections	Licensed marijuana grow operations inspection - one hour minimum	\$64.50	\$66.00	2.33%	2
Emergency Services - Fire Code Inspections	Care occupancy inspections and monitored fire drills (to meet provincial requirements) - one hour minimum	\$64.50	\$66.00	2.33%	2



Schedule L

Schedules should be read in conjunction with the By-Law for all applicable terms and conditions.

Emergency Services	Description	2018 Charge	2019 Charge	% Increase	TAX Rate
Emergency Services - Fire Code Inspections	Follow-up fire safety inspection to verify compliance with an inspection order issued as a result of fire code violations - one hour minimum	\$64.50	\$66.00	2.33%	2



Schedule M

Schedules should be read in conjunction with the By-Law for all applicable terms and conditions.

Grandview Lodge	Description	2018 Charge	2019 Charge	% Increase	TAX Rate
Grandview Lodge	Monthly Cable Charge- Admin fee	cost recovery + 15%	cost recovery + 15%	n/a	2
Grandview Lodge	Family Overnight Stay (per night)	\$39.75	\$40.75	2.52%	1
Grandview Lodge	Meal Tickets - Guests	\$7.25	\$7.50	3.45%	3
Grandview Lodge	Special Event Meals - staff	cost recovery	cost recovery	n/a	2
Grandview Lodge	Transportation - 15 minute increments	\$16.75	\$17.25	2.99%	3




Schedule N

Schedules should be read in conjunction with the By-Law for all applicable terms and conditions.

Permits	2018 Charge (Effective August 1st, 2018)	2019 Charge	% Increase	Tax Rate
Minimum Fee				
Minimum fee for processing and issuance of permits, except where specifically noted otherwise in this By-law	\$239.00	\$244.00	2.09%	2
Group A (Assembly Occupancies) - Service Index (SI) \$/m² unless otherwise indicated				
All Recreation Facilities, Elementary Schools, Daycare Facilities, Libraries, Places of Worship, Restaurants, Theatres, Arenas, Gymnasiums, Indoor Pools, Secondary Schools and all other Group A Buildings	\$15.77	\$16.13	2.28%	2
Portable Classrooms (flat fee)	\$356.00	\$364.00	2.25%	2
Shell only	\$13.69	\$14.00	2.26%	2
Finishing only	\$3.57	\$3.65	2.24%	2
Alterations/Repairs/Additions	\$5.85	\$5.98	2.22%	2
Non-Residential - Outdoor Patio (flat fee)	\$179.00	\$183.00	2.23%	2
Group B (Institutional Occupancies) - Service Index (SI) \$/m² unless otherwise indicated				
Institutional, Hospitals, Medical Care Facilities, Nursing Homes, and other Group B Buildings	\$15.77	\$16.13	2.28%	2
Shell only	\$12.61	\$12.90	2.30%	2
Finishing only	\$3.16	\$3.23	2.22%	2
Alterations/Repairs/Additions	\$5.85	\$5.98	2.22%	2
Group C (Residential Occupancies) - Service Index (SI) \$/m² unless otherwise indicated				
Single Family Dwelling, semi, duplex, row house, townhouse	\$15.15	\$15.50	2.31%	2
Apartment buildings	\$15.03	\$15.38	2.33%	2
Hotels, Motels	\$19.87	\$20.33	2.32%	2
Alterations/Repairs/Additions	\$7.97	\$8.15	2.26%	2
Group D (Business and Personal Services) - Service Index (SI) \$/m² unless otherwise indicated				
Office Buildings (up to 10 storeys) (Shell only)	\$13.64	\$13.95	2.27%	2
Office Buildings (up to 10 storeys) (Finishing only)	\$4.36	\$4.46	2.29%	2
Office Buildings (up to 10 storeys) (Finished)	\$17.99	\$18.40	2.28%	2
Office Buildings (more than 10 storeys) (Shell only)	\$16.49	\$16.87	2.30%	2
Office Buildings (more than 10 storeys) (Finishing only)	\$4.63	\$4.74	2.38%	2
Office Buildings (more than 10 storeys) (Finished)	\$21.12	\$21.61	2.32%	2
Alterations/Repairs/Additions	\$5.85	\$5.98	2.22%	2
Group E (Mercantile) - Service Index (SI) \$/m² unless otherwise indicated				
Retail (Shell only)	\$13.45	\$13.76	2.31%	2
Retail (Finishing only)	\$4.55	\$4.65	2.31%	2
Retail (Finished)	\$17.99	\$18.41	2.31%	2
Alterations/Repairs/Additions	\$5.85	\$5.98	2.22%	2
Group F (Industrial) - Service Index (SI) \$/m² unless otherwise indicated				
Industrial (Shell only)	\$6.98	\$7.14	2.29%	2
Industrial (Finishing only)	\$3.81	\$3.90	2.36%	2
Industrial (Finished)	\$10.80	\$11.05	2.31%	2
Parking Garages	\$6.36	\$6.51	2.36%	2
Gas Stations	\$11.60	\$11.87	2.33%	2
Alterations/Repairs/Additions	\$5.85	\$5.98	2.22%	2
Conditional or Standalone Permits (in addition to the regular permit fee) - Flat Fee unless otherwise indicated				
Footings and Foundation				
Residential under Part 9 of Division B of the Building Code	\$325.00	\$332.00	2.15%	2
Residential/Commercial/Industrial/Institutional under Part 3 of Division B of the Building Code (up to 1,200 m ²)	\$923.00	\$944.00	2.28%	2

Tax Rate: 1: Applicable Taxes extra, 2: Tax exempt, 3: Taxes Included


Fees effective January 1st, 2019 unless otherwise stated



Schedule N

Schedules should be read in conjunction with the By-Law for all applicable terms and conditions.

Permits	2018 Charge (Effective August 1st, 2018)	2019 Charge	% Increase	Tax Rate
Residential/Commercial/Industrial/Institutional under Part 3 of Division B of the Building Code (up to 1,200 m ²)	\$2,771.00	\$2,835.00	2.31%	2
New Water Service Existing Building (inspection only) - Flat Fee				
New water service (low density residential only)	\$100.00	\$102.00	2.00%	2
New sewer service (low density residential only)	\$100.00	\$102.00	2.00%	2
Designated Structures - Flat Fee				
Communication Tower	\$429.00	\$439.00	2.33%	2
Crane Runway	\$429.00	\$439.00	2.33%	2
Exterior Storage Tanks - Above and below ground (except for fire fighting water reservoirs)	\$429.00	\$439.00	2.33%	2
Pedestrian Bridge/Walkway	\$429.00	\$439.00	2.33%	2
Retaining Wall	\$429.00	\$439.00	2.33%	2
Silos	\$429.00	\$439.00	2.33%	2
Outdoor Public Swimming Pool	\$1,398.00	\$1,430.00	2.29%	2
Fire Protection Systems (stand alone - excludes relocation of components for existing system) - Service Index (SI) \$/m² unless				
Electromagnetic Locks/Electric Strikes	\$150.00 each (maximum \$600)	\$153.00 (each) (maximum \$ 614)	2.00%	2
Fire Alarm System (flat fee)	\$356.00	\$364.00	2.25%	2
Emergency Lighting/Exit Signs (flat fee)	\$356.00	\$364.00	2.25%	2
Sprinkler System	\$0.59	\$0.60	1.69%	2
Standpipe System (flat fee)	\$356.00	\$364.00	2.25%	2
Combined Sprinkler and Standpipe System (flat fee)	\$450.00	\$460.00	2.22%	2
Mechanical Systems (stand alone)				
Commercial Cooking Exhaust System (flat fee)	\$356.00	\$364.00	2.25%	2
Demolition (complete or partial building - not issued under Demolition Control By-law) - Service Index (SI) \$/m² unless otherwise				
Residential - single/two family dwelling and townhouses	\$0.98	\$1.00	2.04%	2
Accessory structures to a residential use (flat fee)	\$75.00	\$77.00	2.67%	2
Non-residential and multi residential	\$0.98 (\$830 minimum)	\$1.00 (\$849 minimum)	2.04%	2
Plumbing Devices (stand alone) - Flat Fee				
Residential	\$56.00 (flat fee) + \$9.00 per fixture	\$57.00 (flat fee) + \$9.21 per fixture)	1.79%	2
Non-Residential	\$68.00 (flat fee) + \$16.00 per fixture	\$70.00 (flat fee) + \$16.37 per fixture)	2.94%	2
Backflow Preventer:				
For first premise or zone device	\$239.00	\$244.00	2.09%	2
For each additional premise or zone device	\$100.00	\$102.00	2.00%	2
Backwater Valve	\$239.00	\$244.00	2.09%	2
Grease/Oil Interceptor	\$239.00	\$244.00	2.09%	2
Renewable (Green) Energy Systems (Flat Fee)				
Geothermal System for a Single/Two Family Dwelling	\$400.00	\$409.00	2.25%	2
Geothermal System for all other Buildings	\$536.00	\$548.00	2.24%	2
Solar Collector for a Single/Two Family Dwelling	\$223.00	\$228.00	2.24%	2
Solar Collector for all other Buildings	\$400.00	\$409.00	2.25%	2
Wind Turbine	\$400.00	\$409.00	2.25%	2
Sewage Systems (Flat Fee)				
To construct a sewage system pursuant to the provisions of the Act	\$609.00	\$623.00	2.30%	2



Schedule N

Schedules should be read in conjunction with the By-Law for all applicable terms and conditions.

Permits	2018 Charge (Effective August 1st, 2018)	2019 Charge	% Increase	Tax Rate
To construct a Class 5 sewage systems or to repair a sewage system pursuant to the provisions of the Act	\$366.00	\$374.00	2.19%	2
Sewage System Maintenance Inspection Program	\$310.00	\$317.00	2.26%	2
Other Classifications (not previously listed) - Service Index (SI) \$/m² unless otherwise indicated				
Accessory structures, garage, storage shed, new basement, cold cellar, unenclosed canopies, air supported structures	\$3.50	\$3.58	2.29%	2
Farm Buildings - New	\$2.00	\$2.05	2.50%	2
Farm Buildings - Alterations/Repairs/Additions	\$1.47	\$1.50	2.04%	2
Greenhouses	\$1.59 (Maximum \$5,250)	\$1.63 (Maximum \$5,371)	2.52%	2
Tents (flat fee)	\$75.00	\$77.00	2.67%	2
Tents on Municipal Property (approved as part of a Special Event)	n/a	\$0.00	n/a	
Temporary Structures:				
Sales Offices (flat fee)	\$75.00	\$77.00	2.67%	2
Construction Trailers (flat fee)	\$75.00	\$77.00	2.67%	2
Stages (flat fee)	\$75.00	\$77.00	2.67%	2
Other Structures (intended to be used for less than 6 months) (flat fee)	\$75.00	\$77.00	2.67%	2
Residential greenhouses, deck, balcony, open porch, exterior stair, ramp, open carp (flat fee)	\$75.00	\$77.00	2.67%	2
Exterior barrier free access in existing single and two family dwellings	\$0.00	\$0.00	n/a	2
Re-roofing without any structural changes (except for buildings containing less than 4 dwelling units or townhouses)	\$0.28	\$0.29	3.57%	2
Administrative Fees (Flat Fee)				
Additional Plan Review (Resubmission) Where a non-compliant resubmission is submitted above and beyond the first resubmission	\$153.00 (\$75.00 for each submission beyond the third submission)	\$157.00 (\$77.00 for each submission beyond the third submission)	2.61%	2
Alternative Solution:				
Application for an Alternative Solution under Section 2.1, of Division C, of the Building Code (up to 4 hours review time)	\$450.00	\$460.00	2.22%	2
For each additional hour, or part thereof, of review time	\$153.00	\$157.00	2.61%	2
Change of Use Permit Change of use Permit with no construction	\$239.00	\$244.00	2.09%	2
Occupancy Permit of an Unfinished Building (per unit) Occupancy inspection prior to completion as per Subsection 1.3.3 of Division C of the Building Code	\$153.00	\$157.00	2.61%	2
Premature/Additional Inspections - Where an inspection request is premature and the inspector must re-attend the site to complete the necessary inspection, or an additional inspection is requested or required				
Single Family Dwelling, semi, duplex, row house, townhouse (per inspection)	\$200.00	\$205.00	2.50%	2
All Others (per inspection)	\$250.00	\$256.00	2.40%	2
Transfer of Permit Where ownership changes on a property and there are no other changes to the project or the professional services required.	\$153.00	\$157.00	2.61%	2
Refund of Permit Fees under Subsection 6.4 of Building By-law				



Schedule N

Schedules should be read in conjunction with the By-Law for all applicable terms and conditions.

Permits	2018 Charge (Effective August 1st, 2018)	2019 Charge	% Increase	Tax Rate
The permit fees that may be refunded under Subsection 6.4 of the Building by-law are to be a percentage of the permit fees payable as outlined above.				
Work Performed: Administrative Functions only have been performed	80%	80%	n/a	2
Work Performed: Administrative and zoning functions only have been performed	70%	70%	n/a	2
Work Performed: Administrative, zoning and plan examination functions only have been performed	45%	45%	n/a	2
Work Performed: The permit has been issued and no file inspections have been performed subsequent to the permit issuance	35%	35%	n/a	2
Work Performed: The permit has been issued and field inspections have been performed subsequent to the permit issuance	35% reduced by 5% for each field inspection performed	35% reduced by 5% for each field inspection performed	n/a	2
Percentage Increase in applicable Permit Fees for Work Commenced or Completed Without a Permit				
Additional fee is required to be paid as set out below when work is commenced without the required permit. These fees are intended to cover the additional costs associated with the additional administrative and regulatory actions of the County made necessary by the commencement of work without the required permit. The additional fee is calculated as a percentage increase in the permit fee prescribed above, as follows:				
Work Commenced/Completed Prior to Permit Issuance: Footings/foundations or any other work requiring the issuance of a permit is commenced	25%	25%	n/a	2
Work Commenced/Completed Prior to Permit Issuance: Structural framing commenced	50%	50%	n/a	2
Work Commenced/Completed Prior to Permit Issuance: Structural framing completed	75%	75%	n/a	2
Work Commenced/Completed Prior to Permit Issuance: Building or any other work requiring the issuance of a permit is completed	100%	100%	n/a	2
Work Commenced/Completed Prior to Permit Issuance: Demolition or Partial Demolition	100%	100%	n/a	2
Sign Permits				
Permanent Sign - less than 4.0m ²	\$87.00	\$89.00	2.30%	2
Permanent Sign - 4.0m ² or greater	\$172.00	\$176.00	2.33%	2
Mobile Sign	\$31.00	\$32.00	3.23%	2
Billboard Sign	\$576.00	\$589.00	2.26%	2



Schedule O

Schedules should be read in conjunction with the By-Law for all applicable terms and conditions.

By-law Enforcement/Animal Control	Description	Previous Effective Charge (see note)	New Effective Charge (see note)	% Increase	TAX Rate
By-law Enforcement - Animal Control	Dog Licence Fee - Spayed/Neutered/Microchip/Tattooed - On or before January 1st of applicable year	\$19.00	\$20.00	5.26%	2
By-law Enforcement - Animal Control	Dog Licence Fee - Spayed/Neutered/Microchip/Tattooed - After January 1st of applicable year (includes \$10 late fee)	\$29.00	\$30.00	3.45%	2
By-law Enforcement - Animal Control	Dog Licence Fee - Spayed/Neutered - On or before January 1st of applicable year	\$25.00	\$26.00	4.00%	2
By-law Enforcement - Animal Control	Dog Licence Fee - Spayed/Neutered - After January 1st of applicable year (includes \$10 late fee)	\$35.00	\$36.00	2.86%	2
By-law Enforcement - Animal Control	Dog Licence Fee - Non Spayed/Neutered/Microchip/Tattooed - On or before January 1st of applicable year	\$36.00	\$37.00	2.78%	2
By-law Enforcement - Animal Control	Dog Licence Fee - Non Spayed/Neutered/Microchip/Tattooed - After January 1st of applicable year (includes \$10 late fee)	\$46.00	\$47.00	2.17%	2
By-law Enforcement - Animal Control	Dog Licence Fee - Non Spayed/Neutered - On or before January 1st of applicable year	\$40.00	\$41.00	2.50%	2
By-law Enforcement - Animal Control	Dog Licence Fee - Non Spayed/Neutered - After January 1st of applicable year (includes \$10 late fee)	\$50.00	\$51.00	2.00%	2
By-law Enforcement - Animal Control	Dog Licence Fee - Dangerous Dog - On or before January 1st of applicable year	\$108.00	\$110.00	1.85%	2
By-law Enforcement - Animal Control	Dog Licence Fee - Dangerous Dog - After January 1st of applicable year (includes \$10 late fee)	\$118.00	\$120.00	1.69%	2
By-law Enforcement - Animal Control	Kennel Licence Fee - Purebred Kennel - On or before January 1st of applicable year	\$108.00	\$110.00	1.85%	2
By-law Enforcement - Animal Control	Kennel Licence Fee - Purebred Kennel - After January 1st of applicable year (includes \$10 late fee)	\$118.00	\$120.00	1.69%	2
By-law Enforcement - Animal Control	Kennel Licence Fee - Commercial Kennel - On or before January 1st of applicable year	\$108.00	\$110.00	1.85%	2
By-law Enforcement - Animal Control	Kennel Licence Fee - Commercial Kennel - On or after January 1st of applicable year (includes \$10 late fee)	\$118.00	\$120.00	1.69%	2
By-law Enforcement - Animal Control	Dog Tag - Replacement	\$4.00	\$5.00	25.00%	2
By-law Enforcement - Animal Control	Muzzle Order Appeal Fee	\$110.00	\$112.00	1.82%	2
By-law Enforcement - Animal Control	Impound Offence Fee - First Offence, First Day	\$29.00	\$30.00	3.45%	2
By-law Enforcement - Animal Control	Impound Offence Fee - First Offence, Second Day	\$55.00	\$56.00	1.82%	2
By-law Enforcement - Animal Control	Impound Offence Fee - First Offence, Third Day	\$66.00	\$67.00	1.52%	2
By-law Enforcement - Animal Control	Impound Offence Fee - First Offence, Four or more days	\$88.00	\$90.00	2.27%	2
By-law Enforcement - Animal Control	Impound Offence Fee - Second Offence, First Day	\$34.00	\$35.00	2.94%	2
By-law Enforcement - Animal Control	Impound Offence Fee - Second Offence, Second Day	\$66.00	\$67.00	1.52%	2

Dog Licence and Kennel Licence Fees effective November 6, 2018,
all other fees effective January 1st, 2019.

Tax Rate: 1: Applicable Taxes extra, 2: Tax exempt, 3: Taxes Included



Schedule O

Schedules should be read in conjunction with the By-Law for all applicable terms and conditions.

By-law Enforcement/Animal Control	Description	Previous Effective Charge (see note)	New Effective Charge (see note)	% Increase	TAX Rate
By-law Enforcement - Animal Control	Impound Offence Fee - Second Offence, Third Day	\$88.00	\$90.00	2.27%	2
By-law Enforcement - Animal Control	Impound Offence Fee - Second Offence, Four or more days	\$120.00	\$123.00	2.50%	2
By-law Enforcement - Animal Control	Impound Offence Fee - Third Offence, First Day	\$66.00	\$67.00	1.52%	2
By-law Enforcement - Animal Control	Impound Offence Fee - Third Offence, Second Day	\$88.00	\$90.00	2.27%	2
By-law Enforcement - Animal Control	Impound Offence Fee - Third Offence, Third Day	\$120.00	\$123.00	2.50%	2
By-law Enforcement - Animal Control	Impound Offence Fee - Third Offence, Four or more days	\$132.00	\$135.00	2.27%	2
By-law Enforcement - Animal Control	Impound Offence Fee - Four or more Offences, First Day	\$66.00	\$67.00	1.52%	2
By-law Enforcement - Animal Control	Impound Offence Fee - Four or more Offences, Second Day	\$88.00	\$90.00	2.27%	2
By-law Enforcement - Animal Control	Impound Offence Fee - Four or more Offences, Third Day	\$120.00	\$123.00	2.50%	2
By-law Enforcement - Animal Control	Impound Offence Fee - Four or more Offences, Four or more days	\$132.00	\$135.00	2.27%	2
By-law Enforcement - Animal Control	Impound Offence Fee - After hours pick up fee	\$16.00	\$16.00	0.00%	2
By-law Enforcement - Animal Control	Impound Offence Fee - other costs	cost recovery	cost recovery	n/a	2
By-law Enforcement	Renewable Energy Land Use Certificate/Opinion Fee	\$170.00	\$174.00	2.35%	2
By-law Enforcement	Building Construction Compliance Letter	\$65.00	\$66.00	1.54%	2
By-law Enforcement	Current Zoning of Property & Outstanding Municipal Work Order Letter	n/a	\$132.00	n/a	2
By-law Enforcement	Current Zoning of Property Letter	\$65.00	\$66.00	1.54%	2
By-law Enforcement	Liquor Licence Letter	\$65.00	\$66.00	1.54%	2
By-law Enforcement	Outstanding Municipal Work Order Letter	\$65.00	\$66.00	1.54%	2
By-law Enforcement	Application for Minor Exception		\$277.00	n/a	2
By-law Enforcement	Tree Cutting Permit	\$262.00	\$268.00	2.29%	2
By-law Enforcement	Tree Cutting Permit - Exemption permit for Woodlots	\$8.00	\$9.00	12.50%	2
By-law Enforcement	Tree Assessment (per tree)	\$116.00	\$119.00	2.59%	2
By-law Enforcement	Vehicle Sales Letter	\$65.00	\$66.00	1.54%	2
By-law Enforcement	Clean Yard By-law Order - County work/clean-up/cut	\$75.00 plus Cost Recovery	\$75.00 plus Cost Recovery	n/a	2

Dog Licence and Kennel Licence Fees effective November 6, 2018,
all other fees effective January 1st, 2019.

Tax Rate: 1: Applicable Taxes extra, 2: Tax exempt, 3: Taxes Included



Schedule O

Schedules should be read in conjunction with the By-Law for all applicable terms and conditions.

By-law Enforcement/Animal Control	Description	Previous Effective Charge (see note)	New Effective Charge (see note)	% Increase	TAX Rate
By-law Enforcement	Snow Clearing By-law Order - County work	\$75.00 plus Cost Recovery	\$75.00 plus Cost Recovery	n/a	2
By-law Enforcement	Weed Control Act Order - County work/cut	\$75.00 plus Cost Recovery	\$75.00 plus Cost Recovery	n/a	2
By-law Enforcement - Property Standards	Property Standards Order - County work/clean-up	\$125.00 plus Cost Recovery	\$125.00 plus Cost Recovery	n/a	2
By-law Enforcement - Property Standards	Property Standards Appeal to Order	\$153.00	\$156.00	1.96%	2
By-law Enforcement - Noise	Application for Noise Exemption	\$120.00	\$123.00	2.50%	2



Schedule P

Schedules should be read in conjunction with the By-Law for all applicable terms and conditions.


Planning and Economic Development	Description	2018 Charge	2019 Charge	% Increase	TAX Rate
Market Fees					
Market Fees – Dunnville	Dunnville Market – per stall, per season	\$196.00		-100.00%	3
Market Fees – Dunnville	Dunnville Market – per stall – 15-20 consecutive week rate	\$12.00		-100.00%	3
Market Fees – Dunnville	Dunnville Market – per stall – 10-14 consecutive week rate	\$15.50		-100.00%	3
Market Fees – Dunnville	Dunnville Market – per stall 5-9 consecutive week rate	\$18.00		-100.00%	3
Market Fees – Dunnville	Dunnville Market – per day stall	\$22.50		-100.00%	3
Economic Development & Tourism					
Economic Development & Tourism	Filming fee- per day on County property	Cost Recovery	Cost Recovery	n/a	2
Economic Development & Tourism	Filming fee- use of Municipal Resources	Cost Recovery	Cost Recovery	n/a	2
Economic Development & Tourism	Type 1 Gateway Sign (cost recovery)	Cost Recovery	Cost Recovery	n/a	1
Economic Development & Tourism	Type 1 Gateway Sign - Maintenance	\$297.00	\$297.00	0.00%	1
Economic Development & Tourism	Type 2 Way-finding Sign (cost recovery)	Cost Recovery	Cost Recovery	n/a	1
Economic Development & Tourism	Type 2 Way-finding Sign - Maintenance	\$297.00	\$297.00	0.00%	1
Economic Development & Tourism	Type 3 Urban Directional Sign (cost recovery)	Cost Recovery	Cost Recovery	n/a	1
Economic Development & Tourism	Type 3 Urban Directional Sign - Maintenance	\$297.00	\$297.00	0.00%	1
Economic Development & Tourism	Advertising within Guides, Maps, Etc.	Cost Recovery	Cost Recovery	n/a	1
Economic Development & Tourism	Sidewalk Patio - First Time/Full Application Fee	\$280.00	\$280.00	0.00%	1
Economic Development & Tourism	Sidewalk Patio - Renewal Fee	\$100.00	\$100.00	0.00%	1
Mapping/Drawings					
Mapping	Digital Aerial Photography - Spring 2010 - per 1km tile (on cd) Colour	\$104.00	\$106.25	2.16%	1
Mapping	Digital Aerial Photography - Spring 2006 - per 1km tile (on cd) Colour	\$104.00	\$106.25	2.16%	1
Mapping	Digital Aerial Photography - April 2000 - per 6.6km (on cd) B&W	\$104.00	\$106.25	2.16%	1
Mapping	911 Map Booklet - Full booklet (11"x17")	\$13.00	\$13.25	1.92%	1
Mapping	911 Map Booklet - Single sheet (11"x17") - B&W	\$1.50	\$1.75	16.67%	1
Mapping	911 Map Booklet - Single sheet (11"x17") - Colour	\$6.50	\$6.75	3.85%	1



Schedule P

Schedules should be read in conjunction with the By-Law for all applicable terms and conditions.


Planning and Economic Development	Description	2018 Charge	2019 Charge	% Increase	TAX Rate
Mapping	County Map Colour - Small (8.5"x11")	\$2.50	\$2.75	10.00%	1
Mapping	County Map Colour - Medium (11"x17")	\$6.50	\$6.75	3.85%	1
Mapping	County Map Colour - Large (2' x 3')	\$13.00	\$13.25	1.92%	1
Mapping	County Map B&W - Small (8.5"x11")	\$1.50	\$1.75	16.67%	1
Mapping	County Map B&W - Medium (11"x17")	\$2.75	\$3.00	9.09%	1
Mapping	County Map B&W - Large (2' x 3')	\$5.50	\$5.75	4.55%	1
Mapping	OCE Copier (wide bed) - Black & White per foot	\$1.50	\$1.75	16.67%	1
Mapping	Official Plan Schedules - Small (8.5"x11")	\$2.75	\$3.00	9.09%	1
Mapping	Official Plan Schedules - Medium (11"x17")	\$6.50	\$6.75	3.85%	1
Mapping	Zoning Schedules (11"x17")	\$2.75	\$3.00	9.09%	1
Mapping	Plots --Aerial Photo (8.5"x11") - B&W or Colour	\$39.00	\$40.00	2.56%	1
Mapping	Plots - Aerial Photo (11"x17") - B&W or Colour	\$52.50	\$53.75	2.38%	1
Mapping	Plots - Aerial Photo (2' x 3') - B&W or Colour	\$65.25	\$66.75	2.30%	1
Mapping	Custom Work per hour including Electronic Copy	\$81.25	\$83.00	2.15%	1
Drawings	Documentations/Publications Design Criteria - Full Booklet - (8.5"x11") - B&W	\$62.00	\$63.50	2.42%	1
Drawings	Documentations/Publications Design Criteria - Electronic Copy	\$12.50	\$12.75	2.00%	1
Drawings	Documentations/Publications Master Servicing Plan - Full Booklet - B&W	\$373.00	\$381.50	2.28%	1
Drawings	Documentations/Publications Master Servicing Plan - Electronic Copy	\$37.00	\$37.75	2.03%	1
Drawings	Copy of Engineering Drawings, Maps, Plans, Plan/Profile etc. 22"x34" - B&W	\$14.75	\$15.00	1.69%	1
Drawings	Copy of Engineering Drawings, Maps, Plans, Plan/Profile etc. 22"x34" - colour	\$37.00	\$37.75	2.03%	1
Drawings	Copy of Engineering Drawings, Maps, Per Square Foot - B&W	\$2.74	\$2.75	0.36%	1
Drawings	Copy of Engineering Drawings, Maps, Per Square Foot - colour	\$6.25	\$6.50	4.00%	1



Schedule Q

Schedules should be read in conjunction with the By-Law for all applicable terms and conditions.


Planning	Description	2018 Charge	2019 Charge	% Increase	TAX Rate
Planning and Development - Consent	Major	\$2,507.00	\$2,563.00	2.23%	2
Planning and Development - Consent	Minor	\$1,842.00	\$1,883.00	2.23%	2
Planning and Development - Consent	Deed stamping	\$288.00	\$294.00	2.08%	2
Planning and Development - Consent	Application indicated changes to conditions after approval by Committee of Adjustments- no recirculation required	\$424.00	\$434.00	2.36%	2
Planning and Development - Consent	Application indicated changes after approval by committee of Adjustments - recirculation required	\$448.00	\$458.00	2.23%	2
Planning and Development - Minor Variance	Minor variance deferral - applicant's request	\$161.00	\$165.00	2.48%	2
Planning and Development - Minor Variance	Complex	\$1,921.00	\$1,964.00	2.24%	2
Planning and Development - Minor Variance	Standard	\$1,325.00	\$1,355.00	2.26%	2
Planning and Development - Sign Variance	Standard - no sign erected	\$243.00	\$248.00	2.06%	2
Planning and Development - Sign Variance	Complex - sign already erected	\$482.00	\$493.00	2.28%	2
Planning and Development - Official Plan Amendment	Official plan amendment- regular	\$4,170.00	\$4,264.00	2.25%	2
Planning and Development - Official Plan Amendment	Official plan amendment- major	\$6,891.00	\$7,046.00	2.25%	2
Planning and Development - Official Plan Amendment	Combined official plan and zoning amendment- regular	\$6,224.00	\$6,364.00	2.25%	2
Planning and Development - Official Plan Amendment	Combined official plan and zoning amendment- major	\$9,543.00	\$9,758.00	2.25%	2
Planning and Development - Zoning Amendment	Major	\$6,534.00	\$6,681.00	2.25%	2
Planning and Development - Zoning Amendment	Regular	\$3,484.00	\$3,562.00	2.24%	2
Planning and Development - Zoning Amendment	Condition of Severance	\$1,921.00	\$1,964.00	2.24%	2
Planning and Development - Zoning Amendment	Removal of Holding Provision	\$771.00	\$788.00	2.20%	2
Planning and Development - Subdivision/Condominium	Minimum Fee	\$4,978.00	\$5,090.00	2.25%	2
Planning and Development - Subdivision/Condominium	Each Additional Lot/Unit	\$64.00	\$65.50	2.34%	2
Planning and Development - Subdivision/Condominium	Minor revision to Draft Plan	\$1,155.00	\$1,181.00	2.25%	2
Planning and Development - Subdivision/Condominium	Major revision to Draft Plan	\$1,921.00	\$1,964.00	2.24%	2
Planning and Development - Subdivision/Condominium	Extension to draft plan approval	\$1,155.00	\$1,181.00	2.25%	2
Planning and Development - Subdivision/Condominium	Exemption from draft plan (condo)	\$1,242.00	\$1,270.00	2.25%	2
Planning and Development - Subdivision/Condominium	Final approval of plan of subdivision/condominium	\$1,282.00	\$1,311.00	2.26%	2



Schedule Q

Schedules should be read in conjunction with the By-Law for all applicable terms and conditions.


Planning	Description	2018 Charge	2019 Charge	% Increase	TAX Rate
Planning and Development - Subdivision/Condominium	Clearance of Conditions for Final Plan Approval	\$1,024.00	\$1,047.00	2.25%	2
Planning and Development - Subdivision/Condominium	File Maintenance Fee	\$270.00	\$276.00	2.22%	2
Planning and Development - Subdivision/Condominium	Condominium Conversion	\$3,847.00	\$3,934.00	2.26%	2
Planning and Development - Site Plan	Site plan amendment - minor	\$1,282.00	\$1,311.00	2.26%	2
Planning and Development - Site Plan	Site plan amendment - major	\$2,564.00	\$2,622.00	2.26%	2
Planning and Development - Site Plan	Site plan approval and major amendments to approved site plans	\$5,760.00	\$5,890.00	2.26%	2
Planning and Development - Site Plan	Amendment to Approved Site Plan - minor	\$1,272.00	\$1,301.00	2.28%	2
Planning and Development - Site Plan	Waiving Site Plan Control	\$640.00	\$654.00	2.19%	2
Planning and Development - Site Plan	Part lot control	\$3,111.00	\$3,181.00	2.25%	2
Planning and Development - Site Plan	Part lot control extension	\$962.00	\$984.00	2.29%	2
Planning and Development - Site Plan	Validation of title	\$1,483.00	\$1,516.00	2.23%	2
Planning and Development - Site Plan	Deeming By-law	\$852.00	\$871.00	2.23%	2
Planning and Development	Inactive file - annual maintenance fee	\$270.00	\$276.00	2.22%	2
Planning and Development	Temporary use extension - major	\$3,141.00	\$3,212.00	2.26%	2
Planning and Development	Garden Suite Temporary Use Extension	\$1,282.00	\$1,311.00	2.26%	2
Planning and Development	Application deferral at applicant's request	\$259.00	\$265.00	2.32%	2
Planning and Development	OMB Appeal	\$2,226.00	\$2,276.00	2.25%	2
Planning and Development	Preparation of OMB Appeal record	\$191.00	\$195.00	2.09%	2
Planning and Development	Recirculation of Public Notice	\$448.00	\$458.00	2.23%	2
Planning and Development	Application recirculation	\$153.00	\$156.00	1.96%	2
Planning and Development - Agreements	Subdivision/Condo minimum Agreement preparation - with preservicing agreement	\$5,130.00	\$5,245.00	2.24%	2
Planning and Development - Agreements	Subdivision/Condo minimum Agreement preparation - without preservicing agreement	\$4,170.00	\$4,264.00	2.25%	2
Planning and Development - Agreements	Subdivision/Condo administration fee	\$771.00	\$788.00	2.20%	2
Planning and Development - Agreements	Street naming for subdivisions	\$675.00	\$690.00	2.22%	2
Planning and Development - Agreements	Development - no services	\$1,282.00	\$1,311.00	2.26%	2
Planning and Development - Agreements	Development - with services	\$1,282.00	\$1,311.00	2.26%	2



Schedule Q

Schedules should be read in conjunction with the By-Law for all applicable terms and conditions.

Planning	Description	2018 Charge	2019 Charge	% Increase	TAX Rate
Planning and Development - Agreements	Site plan agreement preparation	\$2,564.00	\$2,622.00	2.26%	2
Planning and Development - Agreements	Site plan agreement administration fee	\$771.00	\$788.00	2.20%	2
Planning and Development - Agreements	Discharge of a registered agreement	\$962.00	\$984.00	2.29%	2
Planning and Development - Agreements	Amendments after registration	\$1,282.00	\$1,311.00	2.26%	2
Planning and Development - Agreements	Subdivision or Development Assumption Agreement By-law	\$2,564.00	\$2,622.00	2.26%	2
Planning and Development - Agreements	All other agreements	\$1,282.00	\$1,311.00	2.26%	2
Planning and Development	Civic address signs (purchase of signs)	\$91.00	\$93.00	2.20%	1
Planning and Development	Green Energy proposal review	\$962.00	\$984.00	2.29%	2
Planning and Development	Communications Tower review/assistance	\$962.00	\$984.00	2.29%	2
Planning and Development	Mapping Fees per hour	\$91.00	\$93.00	2.20%	2
Planning and Development	Property status letter	\$91.00	\$93.00	2.20%	2
Planning and Development	Official Plan Opinion Letter	\$127.00	\$130.00	2.36%	2
Planning and Development	Zoning Books and Official Plan	\$61.00	\$62.00	1.64%	1
Planning and Development	Official Plan Books - Colour	\$87.00	\$89.00	2.30%	1
Planning and Development	Servicing Allocation Administration Fee - Minor	\$58.00	\$59.00	1.72%	2
Planning and Development	Servicing Allocation Administration Fee - Standard	\$176.00	\$180.00	2.27%	2
Planning and Development	Servicing Allocation Administration Fee - Major	\$469.00	\$480.00	2.35%	2
Development Review	Lot Grading Fee	\$150.00	\$153.00	2.00%	2
Development Review	Consent- Major	\$565.00	\$578.00	2.30%	2
Development Review	Consent-Minor	\$283.00	\$289.00	2.12%	2
Development Review	Consent-Additional engineering required	\$140.00	\$143.00	2.14%	2
Development Review	Minor Variance - Complex	\$283.00	\$289.00	2.12%	2
Development Review	Minor Variance - Standard	\$140.00	\$143.00	2.14%	2
Development Review	Official Plan Amendment - Regular	\$140.00	\$143.00	2.14%	2
Development Review	Official Plan Amendment - Major	\$423.00	\$433.00	2.36%	2
Development Review	Combined Official Plan & Zoning Amendment - Regular	\$283.00	\$289.00	2.12%	2
Development Review	Combined Official Plan & Zoning Amendment - Major	\$565.00	\$578.00	2.30%	2



Schedule Q

Schedules should be read in conjunction with the By-Law for all applicable terms and conditions.

Planning	Description	2018 Charge	2019 Charge	% Increase	TAX Rate
Development Review	Zoning Amendment - Regular	\$140.00	\$143.00	2.14%	2
Development Review	Zoning Amendment - Major	\$283.00	\$289.00	2.12%	2
Development Review - Subdivision/Condominium Development	Draft Plan and Functional Servicing Review - Minimum	\$1,411.00	\$1,443.00	2.27%	2
Development Review - Subdivision/Condominium Development	Draft Plan and Functional Servicing Review - Maximum	\$4,236.00	\$4,331.00	2.24%	2
Development Review - Subdivision/Condominium Development	Draft Plan and Functional Servicing Review - Peer review costs	Cost Recovery	Cost Recovery	n/a	2
Development Review - Subdivision/Condominium Development	Draft Plan and Functional Servicing Review - Fee per lot- first 10 lots/units	\$70.00	\$72.00	2.86%	2
Development Review - Subdivision/Condominium Development	Draft Plan and Functional Servicing Review - Each additional lot/unit	\$28.00	\$28.50	1.79%	2
Development Review	Minor revision to Draft Plan - no public notice	\$283.00	\$289.00	2.12%	2
Development Review	Minor revision to Draft Plan - public notice	\$565.00	\$578.00	2.30%	2
Development Review	Site Plan Approval	\$1,411.00	\$1,443.00	2.27%	2
Development Review	Site Plan Amendment- minor	\$354.00	\$362.00	2.26%	2
Development Review	Site Plan Amendment- major	\$849.00	\$868.00	2.24%	2
Development Review	Development pre-consultation	\$302.00	\$309.00	2.32%	2
Development Review - Subdivision/Condominium Agreement Review	Final review and approval of agreement and drawings - with pre-servicing agreement	\$2,826.00	\$2,890.00	2.26%	2
Development Review - Subdivision/Condominium Agreement Review	Final review and approval of agreement and drawings - without pre-servicing agreement	\$2,826.00	\$2,890.00	2.26%	2
Development Review - Subdivision/Condominium Agreement Review	Agreement review- for third and subsequent reviews, each review	\$1,411.00	\$1,443.00	2.27%	2
Development Review	Site Plan Review - Agreement & Drawings (first two revisions)	\$2,120.00	\$2,168.00	2.26%	2
Development Review	Site Plan Review - Agreement & Drawings (each additional revision)	\$1,057.00	\$1,081.00	2.27%	2
Development Review	All other agreements	\$283.00	\$289.00	2.12%	2

SCHEDULE R				
FEES AND CHARGES ESTIMATE FORMULA				
Service/Activity to be calculated:				
Description of Service/Activity:				
Input required in yellow cells only.				
The only items requiring input on this tab are those highlighted in yellow. This sheet is a summary tab of all of the input completed on the subsequent tabs and is used to calculate the final costs for the fee to be charged. There are hyperlinks in the title of each section below which will bring you directly to the tab where the input is required.				
Please insert the name of the user fee under <u>Service/Activity to be calculated</u> along with a description of the fee under <u>Description of Service/Activity</u>				
If the fee is to be offset by a revenue source (i.e. Subsidized by levy, grant funding, etc), enter the percentage or the dollar value of the reduction under <u>Ancillary Revenues</u> on this tab.				
Once all information has been input, the total fee will be calculated in cell G59 . If you plan on adjusting the fee (i.e. Rounding, or changing for any other purpose), please input the adjust amount, or duplicate the amount in cell G59 in cell G60 . Ensure you document why the value is different in the Comment section.				
Finally, please select from the drop down beside <u>Applicable Taxes</u> . If you are unsure what applies here, please contact your financial analyst for assistance.				
COSTS:	DESCRIPTION OF COSTS/SERVICES:		HOURS/UNITS:	ESTIMATED COSTS:
DIRECT COSTS:				
WAGES & BENEFITS:				
Staffing Costs:	Hours x Hourly Rate		0.00	\$0.00
Staffing Benefit Costs:	County Average Benefit Percentage		48%	\$0.00
Supervisor Costs:	Hours x Hourly Rate		0.00	\$0.00
Supervisor Benefit Costs:	County Average Benefit Percentage		48%	\$0.00
VEHICLE COSTS:				
	Vehicles Used:	# of Vehicles Used:	Operating Hours:	
		0		\$0.00
				\$0.00
				\$0.00
ADMINISTRATIVE COSTS:				
Inspection Costs:	Number of Staff x Hours x Hourly Rate		0.00	\$0.00
Benefits:	County Average Benefit Percentage		48%	\$0.00
Photocopying	Cost of Photocopying & Paper			\$0.00
Mailing	Cost for Regular Mail			\$0.00
Filing	Copying & Filing Internal Copies			\$0.00
OTHER COSTS:				
	Description:	Cost Per Unit:	Units:	
		\$0.00	0	\$0.00
		\$0.00	0	\$0.00
		\$0.00	0	\$0.00
TOTAL DIRECT COSTS:				
				\$0.00
INDIRECT COSTS:				
Department Overhead Allocation	Allocation to Department of Allocation (%)			\$0.00
County General Admin Overhead	Council, CAO, Finance, Clerk's & General Overhead (%)			\$0.00
TOTAL INDIRECT COSTS:				
				\$0.00
TOTAL COSTS:				
				\$0.00
Less: Ancillary Revenues:	Grants & Offsetting Revenues	Percentage:		\$0.00
		\$ Amount:	\$0.00	\$0.00
CALCULATED USER FEE				\$0.00
ADJUSTED USER FEE APPROVED BY COUNCIL				

Applicable Taxes		1
Final User Fee Including Taxes	\$0.00	

Comments:
