




Schedule F

Schedules should be read in conjunction with the By-Law for all applicable terms and conditions.

Community Development & Partnerships - Parks	Description	Effective May 1, 2017 to April 30, 2018	Effective May 1, 2018 to April 30, 2019	TAX Rate
Park Rentals				
Parks	Pavilion Rentals (per day)	\$55.50	\$56.50	1
Parks	Picnic/Bandshell/Gazebo Areas (per day)	\$34.00	\$34.50	1
Parks	Lions Park Building (per day - summer only)	\$89.50	\$91.00	1
Park Rentals - Events	Day/Evening Rate with alcohol	\$151.75	\$154.50	1
Park Rentals - Events	Day/Evening Rate no alcohol	\$96.75	\$98.50	1
Park Rentals - Events	Setup/Takedown	\$61.25	\$62.25	1
Dunnville Farmers Market/Waterfront Pavilion	Public Rental - per use (effective July 1, 2018)	n/a	\$169.50	3
Park Rentals - Events	Park rentals for Council Approved Community Special Events	no charge	no charge	
Field Rentals				
Ball Diamonds	Adults- Major Field (per hr)	\$20.75	\$21.00	1
Ball Diamonds	Adults- Minor Field (per hr)	\$8.50	\$8.75	1
Ball Diamonds	Youth- Major Field (per hr)	\$8.50	\$8.75	1
Ball Diamonds	Youth- Minor Field (per hr)	\$4.25	\$4.50	1
Ball Diamonds	Lights (per evening)	\$23.00	\$23.50	1
Ball Park Rentals - Events & Tournaments	Day/Evening Rate with alcohol, per Diamond	\$76.00	\$77.25	1
Ball Park Rentals - Events & Tournaments	Day/Evening Rate no alcohol, per Diamond	\$48.50	\$49.25	1
Ball Park Rentals - Events & Tournaments	Setup/Takedown	\$92.75	\$94.50	1
Facility User Insurance Program	Insurance Premium (where applicable)	per approved rates	per approved rates	1



Schedule H

Schedules should be read in conjunction with the By-Law for all applicable terms and conditions.


Community Development & Partnerships - Arenas	Description	Effective May 1, 2018 to August 31, 2018	Effective September 1, 2018 to April 30, 2019	TAX Rate
Arena Ice Rentals				
Arena - Ice (per hour)	Adult/general prime	\$182.25	\$164.00	1
Arena - Ice (per hour)	Adult/general non-prime	\$90.25	\$81.00	1
Arena - Ice (per hour)	Recreational youth- prime	\$137.50	\$124.00	1
Arena - Ice (per hour)	Recreational youth- non-prime	\$90.25	\$81.00	1
Arena - Ice (per hour)	Youth - prime	\$109.75	\$110.00	1
Arena - Ice (per hour)	Youth - non-prime	\$86.25	\$78.00	1
Arena - Ice (per hour)	Stat Holiday Premium	\$21.50	\$19.00	1
Arena Floor Rentals				
Arena - Floor (per hour)	Hourly rate- sports (youth rentals or adults Monday-Friday - no alcohol)	\$48.25	\$44.00	1
Arena - Floor (per hour)	Hourly rate- sports (weekends & STAT holidays - no alcohol)	\$96.50	\$87.00	1
Arena - Floor	For Profit Events with admission (per day)	\$1,097.00	\$989.00	1
Arena - Floor	Day/evening rate (with alcohol - per day)	\$706.25	\$637.00	1
Arena - Floor	Day/evening rate (with no alcohol - per day)	\$404.75	\$365.00	1
Arena - Floor	Setup/takedown rate (per hour)	\$157.75	\$142.00	1
Arena Programs				
Arena Programs	Childs Hockey Skate	no charge	no charge	
Arena Programs	Open Figure Skate	no charge	no charge	
Arena Programs	Pre-school skate	no charge	no charge	
Arena Programs	Public skating (child)	no charge	no charge	
Arena Programs	Public Skating (adult)	no charge	no charge	
Arena Programs	Public Skating (family rate) - based on 2 adults & 2 children	no charge	no charge	
Arena Programs	Shinny (youth/teen)	no charge	no charge	
Arena Programs	Shinny (Adult)	\$4 per hour	no charge	
Facility User Insurance Program	Insurance Premium (where applicable)	per approved rates	per approved rates	1



Schedule H

Schedules should be read in conjunction with the By-Law for all applicable terms and conditions.


Community Development & Partnerships - Arenas	Description	Effective May 1, 2018 to August 31, 2018	Effective September 1, 2018 to April 30, 2019	TAX Rate
Arena Advertising				
Arena - Advertising	Arena Board Advertisement	\$841.00	\$841.00	1
Arena - Advertising	Non-Prime Arena Board Advertising	\$588.00	\$588.00	1
Arena - Advertising	Four Prime Arena Boards for the Price of Three	\$2,522.00	\$2,522.00	1
Arena - Advertising	Four Non-Prime Arena Boards for the Price of Three	\$1,764.00	\$1,764.00	1
Arena - Advertising	Scoreclock	\$1,681.00	\$1,681.00	1
Arena - Advertising	Single Side - Ice Resurfacers	\$841.00	\$841.00	1



Schedule I

Schedules should be read in conjunction with the By-Law for all applicable terms and conditions.

Community Development & Partnerships - Aquatics	Description	Effective May 1, 2017 to April 30, 2018	Effective May 1, 2018 to April 30, 2019	TAX Rate
General Admissions				
Aquatics	Recreational swim (public, family. Length): adults	no charge	no charge	
Aquatics	Recreational swim (public, family. Length): children	no charge	no charge	
Aquatics	Recreational swim (public, family, length): family rate	no charge	no charge	
Aquatics	Non-Resident Daily Admission (per person)- Caledonia Pool	n/a	\$5.00	3
Registered Programs				
Aquatics	Aquafit	\$5.25	no charge	
Aquatics	Parent & Tots (levels 1-3) - 10 Classes	\$52.25	\$53.25	2
Aquatics	Preschool (levels A-E) - 10 Classes	\$52.25	\$53.25	2
Aquatics	Swim Patrol (7 - rookie, 8 - ranger & 9 - star) - 10 Classes	\$59.25	\$60.25	3
Aquatics	Swim Team - Season	\$70.25	\$71.50	2
Aquatics	Swimmer (levels 1-6) - 10 Classes	\$52.25	\$53.25	2
Aquatics	Teen Lessons - 8 Classes	\$52.25	\$53.25	2
Aquatics	Adult Lessons - 8 Classes	\$52.25	\$53.25	1
Aquatics	Bronze Cross	\$132.00	\$134.25	2
Aquatics	Bronze Medallion	\$127.50	\$129.75	2
Aquatics	Emergency First Aid	\$34.00	\$34.50	2
Aquatics	Bronze Cross/Bronze Medallion- Manual fee	cost recovery	cost recovery	3
Aquatics	Bronze Star	\$77.25	\$78.75	2
Aquatics	Distinction	\$79.25	\$80.75	1
Aquatics	Aquatic Supervisor Training (AST)	\$79.25	\$80.75	1
Aquatics	Junior Lifeguard Club - Season	\$59.25	\$60.25	2
Aquatics	Lessons- Private (per hr)	\$36.75	\$37.50	2
Aquatics	Lessons- Semi-private (per hr)	\$31.00	\$31.50	2
Aquatics	Wading Pool Attendant Course	\$52.75	\$53.75	1
Aquatics	NL (National Lifeguard) Recertification	\$99.25	\$101.00	1
Facility User Insurance Program	Insurance Premium (where applicable)	per approved rates	per approved rates	1



Schedule I

Schedules should be read in conjunction with the By-Law for all applicable terms and conditions.

Community Development & Partnerships - Aquatics	Description	Effective May 1, 2017 to April 30, 2018	Effective May 1, 2018 to April 30, 2019	TAX Rate
Pool Rentals				
Aquatics	Pool Rentals 2 Guards covers max. 75 kids - per hour	\$85.75	\$87.25	1
Aquatics	Pool Rentals (schools only) - per hour	\$43.75	\$44.50	1
Aquatics	Pool Rentals- Additional Guards - per hour	\$26.50	\$27.00	1



Schedule J

Schedules should be read in conjunction with the By-Law for all applicable terms and conditions.


Community Development & Partnerships - Programs/Heritage and Culture	Description	Effective May 1, 2017 to April 30, 2018	Effective May 1, 2018 to April 30, 2019	TAX Rate
Day Camps	Day Camps (per week)	\$106.25	\$108.25	2
Day Camps	Extended Care (per week)	\$50.50	\$51.50	2
Day Camps	Extended Care - morning or afternoon (per week)	\$25.00	\$25.50	2
Day Camps	Extended Care - morning (per day)	n/a	\$5.00	2
Day Camps	Extended Care - afternoon (per day)	n/a	\$5.00	2
Day Camps	One Day (full day, non-trip)	\$22.00	\$22.50	2
Day Camps	Trip Day	\$39.50	\$40.25	2
March Break Camp	Drop in March Break Camp	no charge	no charge	
Family Day Camp	Drop in Family Day Camp	no charge	no charge	
Specialty Camps	Specialty Camps (per week)	\$145.50	\$148.00	2
Specialty Camps	Leadership Training (per week)	\$145.50	\$148.00	2
Instructional	First Aid, CPR, AED	Actual Cost	Actual Cost	
Community Guide	Advertising	Cost Recovery	Cost Recovery	
Heritage & Culture				
Annual Museum Membership Fees	Adult/ Senior Membership	\$25.25	\$25.75	2
Annual Museum Membership Fees	Student Membership	\$12.50	\$12.75	2
Annual Museum Membership Fees	Family Membership	\$37.50	\$38.25	2
Annual Museum Membership Fees	Corporate Membership	\$125.00	\$127.25	2
Heritage & Culture	Art Sales (solo & juried exhibitions)	30% commission	30% commission	2
Children's Workshops	Full Day Program	\$25.25	\$25.75	2
Children's Workshops	Half Day Program	\$12.50	\$12.75	2
Children's Workshops	Day Program - Materials	Cost Recovery	Cost Recovery	2
Educational Programs	Student (half day)	\$3.50	\$3.50	2
Educational Programs	Student (full day)	\$7.00	\$7.25	2
Educational Programs	Walking tour	Cost Recovery	Cost Recovery	2
Educational Programs	Bus tour	Cost Recovery	Cost Recovery	2
Adult Workshops	Regular Adult Workshops	Cost Recovery	Cost Recovery	1
Adult Workshops	Series Adult Workshops	Cost Recovery	Cost Recovery	1
Meeting Room Rental	Monday to Friday 8:30am-4:30pm - per hour (no alcohol)	\$29.00	\$29.50	1



Schedule J

Schedules should be read in conjunction with the By-Law for all applicable terms and conditions.


Community Development & Partnerships - Programs/Heritage and Culture	Description	Effective May 1, 2017 to April 30, 2018	Effective May 1, 2018 to April 30, 2019	TAX Rate
Meeting Room Rental	Evenings and weekends - per hour (no alcohol)	\$41.00	\$41.75	1
Facility User Insurance Program	Insurance Premium (where applicable)	per approved rates	per approved rates	1
Heritage & Culture	Photocopies	\$0.80	\$0.80	3
Research Fees	Non-members (per day)	\$9.75	\$10.00	2
Research Fees	Members (per day)	\$3.25	\$3.25	2
Research Fees	Contracted Research - 2 hr min (per hour)	\$24.75	\$25.25	2
Heritage & Culture	Various Speaking Engagements-hourly rate plus mileage & accommodation if required	\$49.25	\$50.25	2
Heritage & Culture	Juried Art Show Registration (up to 3 submissions) (per artist)	\$24.75	\$25.25	2



Schedule N

Schedules should be read in conjunction with the By-Law for all applicable terms and conditions.


Permits	2018 Charge (Effective August 1st, 2018)	2019 Charge	2020 Charge	2021 Charge	2022 Charge	Tax Rate
Minimum Fee						
Minimum fee for processing and issuance of permits, except where specifically noted otherwise in this By-law	\$239.00	\$244.00	\$250.00	\$256.00	\$262.00	2
Group A (Assembly Occupancies) - Service Index (SI) \$/m² unless otherwise indicated						
All Recreation Facilities, Elementary Schools, Daycare Facilities, Libraries, Places of Worship, Restaurants, Theatres, Arenas, Gymnasiums, Indoor Pools, Secondary Schools and all other Group A Buildings	\$15.77	\$16.13	\$16.50	\$16.88	\$17.27	2
Portable Classrooms (flat fee)	\$356.00	\$364.00	\$372.00	\$381.00	\$390.00	2
Shell only	\$13.69	\$14.00	\$14.32	\$14.65	\$14.99	2
Finishing only	\$3.57	\$3.65	\$3.73	\$3.82	\$3.91	2
Alterations/Repairs/Additions	\$5.85	\$5.98	\$6.12	\$6.26	\$6.40	2
Non-Residential - Outdoor Patio (flat fee)	\$179.00	\$183.00	\$187.00	\$191.00	\$195.00	2
Group B (Institutional Occupancies) - Service Index (SI) \$/m² unless otherwise indicated						
Institutional, Hospitals, Medical Care Facilities, Nursing Homes, and other Group B Buildings	\$15.77	\$16.13	\$16.50	\$16.88	\$17.27	2
Shell only	\$12.61	\$12.90	\$13.20	\$13.50	\$13.81	2
Finishing only	\$3.16	\$3.23	\$3.30	\$3.38	\$3.46	2
Alterations/Repairs/Additions	\$5.85	\$5.98	\$6.12	\$6.26	\$6.40	2
Group C (Residential Occupancies) - Service Index (SI) \$/m² unless otherwise indicated						
Single Family Dwelling, semi, duplex, row house, townhouse	\$15.15	\$15.50	\$15.86	\$16.22	\$16.59	2
Apartment buildings	\$15.03	\$15.38	\$15.73	\$16.09	\$16.46	2
Hotels, Motels	\$19.87	\$20.33	\$20.80	\$21.28	\$21.77	2
Alterations/Repairs/Additions	\$7.97	\$8.15	\$8.34	\$8.53	\$8.73	2
Group D (Business and Personal Services) - Service Index (SI) \$/m² unless otherwise indicated						
Office Buildings (up to 10 storeys) (Shell only)	\$13.64	\$13.95	\$14.27	\$14.60	\$14.94	2
Office Buildings (up to 10 storeys) (Finishing only)	\$4.36	\$4.46	\$4.56	\$4.66	\$4.77	2
Office Buildings (up to 10 storeys) (Finished)	\$17.99	\$18.40	\$18.82	\$19.25	\$19.69	2
Office Buildings (more than 10 storeys) (Shell only)	\$16.49	\$16.87	\$17.26	\$17.66	\$18.07	2
Office Buildings (more than 10 storeys) (Finishing only)	\$4.63	\$4.74	\$4.85	\$4.96	\$5.07	2
Office Buildings (more than 10 storeys) (Finished)	\$21.12	\$21.61	\$22.11	\$22.62	\$23.14	2
Alterations/Repairs/Additions	\$5.85	\$5.98	\$6.12	\$6.26	\$6.40	2
Group E (Mercantile) - Service Index (SI) \$/m² unless otherwise indicated						
Retail (Shell only)	\$13.45	\$13.76	\$14.08	\$14.40	\$14.73	2
Retail (Finishing only)	\$4.55	\$4.65	\$4.76	\$4.87	\$4.98	2
Retail (Finished)	\$17.99	\$18.41	\$18.83	\$19.26	\$19.70	2
Alterations/Repairs/Additions	\$5.85	\$5.98	\$6.12	\$6.26	\$6.40	2
Group F (Industrial) - Service Index (SI) \$/m² unless otherwise indicated						
Industrial (Shell only)	\$6.98	\$7.14	\$7.30	\$7.47	\$7.64	2
Industrial (Finishing only)	\$3.81	\$3.90	\$3.99	\$4.08	\$4.17	2
Industrial (Finished)	\$10.80	\$11.05	\$11.30	\$11.56	\$11.83	2



Schedule N

Schedules should be read in conjunction with the By-Law for all applicable terms and conditions.


Permits	2018 Charge (Effective August 1st, 2018)	2019 Charge	2020 Charge	2021 Charge	2022 Charge	Tax Rate
Parking Garages	\$6.36	\$6.51	\$6.66	\$6.81	\$6.97	2
Gas Stations	\$11.60	\$11.87	\$12.14	\$12.42	\$12.71	2
Alterations/Repairs/Additions	\$5.85	\$5.98	\$6.12	\$6.26	\$6.40	2
Conditional or Standalone Permits (in addition to the regular permit fee) - Flat Fee unless otherwise indicated						
Footings and Foundation						
Residential under Part 9 of Division B of the Building Code	\$325.00	\$332.00	\$340.00	\$348.00	\$356.00	2
Residential/Commercial/Industrial/Institutional under Part 3 of Division B of the Building Code (up to 1,200 m ²)	\$923.00	\$944.00	\$966.00	\$988.00	\$1,011.00	2
Residential/Commercial/Industrial/Institutional under Part 3 of Division B of the Building Code (up to 1,200 m ²)	\$2,771.00	\$2,835.00	\$2,900.00	\$2,967.00	\$3,035.00	2
New Water Service Existing Building (inspection only) - Flat Fee						
New water service (low density residential only)	\$100.00	\$102.00	\$104.00	\$106.00	\$108.00	2
New sewer service (low density residential only)	\$100.00	\$102.00	\$104.00	\$106.00	\$108.00	2
Designated Structures - Flat Fee						
Communication Tower	\$429.00	\$439.00	\$449.00	\$459.00	\$470.00	2
Crane Runway	\$429.00	\$439.00	\$449.00	\$459.00	\$470.00	2
Exterior Storage Tanks - Above and below ground (except for fire fighting water reservoirs)	\$429.00	\$439.00	\$449.00	\$459.00	\$470.00	2
Pedestrian Bridge/Walkway	\$429.00	\$439.00	\$449.00	\$459.00	\$470.00	2
Retaining Wall	\$429.00	\$439.00	\$449.00	\$459.00	\$470.00	2
Silos	\$429.00	\$439.00	\$449.00	\$459.00	\$470.00	2
Outdoor Public Swimming Pool	\$1,398.00	\$1,430.00	\$1,463.00	\$1,497.00	\$1,531.00	2
Fire Protection Systems (stand alone - excludes relocation of components for existing system) - Service Index (SI) \$/m² unless otherwise indicated						
Electromagnetic Locks/Electric Strikes	\$150.00 each (maximum \$600)	\$153.00 (each) (maximum \$ 614)	\$157.00 (each) (maximum \$ 628)	\$161.00 (each) (maximum \$ 642)	\$165.00 (each) (maximum \$ 657)	2
Fire Alarm System (flat fee)	\$356.00	\$364.00	\$372.00	\$381.00	\$390.00	2
Emergency Lighting/Exit Signs (flat fee)	\$356.00	\$364.00	\$372.00	\$381.00	\$390.00	2
Sprinkler System	\$0.59	\$0.60	\$0.61	\$0.62	\$0.63	2
Standpipe System (flat fee)	\$356.00	\$364.00	\$372.00	\$381.00	\$390.00	2
Combined Sprinkler and Standpipe System (flat fee)	\$450.00	\$460.00	\$471.00	\$482.00	\$493.00	2
Mechanical Systems (stand alone)						
Commercial Cooking Exhaust System (flat fee)	\$356.00	\$364.00	\$372.00	\$381.00	\$390.00	2
Demolition (complete or partial building - not issued under Demolition Control By-law) - Service Index (SI) \$/m² unless otherwise indicated						
Residential - single/two family dwelling and townhouses	\$0.98	\$1.00	\$1.02	\$1.04	\$1.06	2
Accessory structures to a residential use (flat fee)	\$75.00	\$77.00	\$79.00	\$81.00	\$83.00	2
Non-residential and multi residential	\$0.98 (\$830 minimum)	\$1.00 (\$849 minimum)	\$1.02 (\$869 minimum)	\$1.04 (\$889 minimum)	\$1.06 (\$909 minimum)	2



Schedule N

Schedules should be read in conjunction with the By-Law for all applicable terms and conditions.


Permits	2018 Charge (Effective August 1st, 2018)	2019 Charge	2020 Charge	2021 Charge	2022 Charge	Tax Rate
Plumbing Devices (stand alone) - Flat Fee						
Residential	\$56.00 (flat fee) + \$9.00 per fixture	\$57.00 (flat fee) + \$9.21 per fixture	\$58.00 (flat fee) + \$9.42 per fixture	\$59.00 (flat fee) + \$9.64 per fixture	\$60.00 (flat fee) + \$9.86 per fixture	2
Non-Residential	\$68.00 (flat fee) + \$16.00 per fixture	\$70.00 (flat fee) + \$16.37 per fixture	\$72.00 (flat fee) + \$16.67 per fixture	\$74.00 (flat fee) + \$16.98 per fixture	\$76.00 (flat fee) + \$17.29 per fixture	2
Backflow Preventer:						
For first premise or zone device	\$239.00	\$244.00	\$250.00	\$256.00	\$262.00	2
For each additional premise or zone device	\$100.00	\$102.00	\$104.00	\$106.00	\$108.00	2
Backwater Valve	\$239.00	\$244.00	\$250.00	\$256.00	\$262.00	2
Grease/Oil Interceptor	\$239.00	\$244.00	\$250.00	\$256.00	\$262.00	2
Renewable (Green) Energy Systems (Flat Fee)						
Geothermal System for a Single/Two Family Dwelling	\$400.00	\$409.00	\$418.00	\$428.00	\$438.00	2
Geothermal System for all other Buildings	\$536.00	\$548.00	\$561.00	\$574.00	\$587.00	2
Solar Collector for a Single/Two Family Dwelling	\$223.00	\$228.00	\$233.00	\$238.00	\$243.00	2
Solar Collector for all other Buildings	\$400.00	\$409.00	\$418.00	\$428.00	\$438.00	2
Wind Turbine	\$400.00	\$409.00	\$418.00	\$428.00	\$438.00	2
Sewage Systems (Flat Fee)						
To construct a sewage system pursuant to the provisions of the Act	\$609.00	\$623.00	\$637.00	\$652.00	\$667.00	2
To construct a Class 5 sewage systems or to repair a sewage system pursuant to the provisions of the Act	\$366.00	\$374.00	\$383.00	\$392.00	\$401.00	2
Sewage System Maintenance Inspection Program	\$310.00	\$317.00	\$324.00	\$331.00	\$339.00	2
Other Classifications (not previously listed) - Service Index (SI) \$/m² unless otherwise indicated						
Accessory structures, garage, storage shed, new basement, cold cellar, unenclosed canopies, air supported structures	\$3.50	\$3.58	\$3.66	\$3.74	\$3.83	2
Farm Buildings - New	\$2.00	\$2.05	\$2.10	\$2.15	\$2.20	2
Farm Buildings - Alterations/Repairs/Additions	\$1.47	\$1.50	\$1.53	\$1.57	\$1.61	2
Greenhouses	\$1.59 (Maximum \$5,250)	\$1.63 (Maximum \$5,371)	\$1.67 (Maximum \$5,495)	\$1.71 (Maximum \$5,621)	\$1.75 (Maximum \$5,750)	2
Tents (flat fee)	\$75.00	\$77.00	\$79.00	\$81.00	\$83.00	2
Temporary Structures:						
Sales Offices (flat fee)	\$75.00	\$77.00	\$79.00	\$81.00	\$83.00	2
Construction Trailers (flat fee)	\$75.00	\$77.00	\$79.00	\$81.00	\$83.00	2
Stages (flat fee)	\$75.00	\$77.00	\$79.00	\$81.00	\$83.00	2
Other Structures (intended to be used for less than 6 months) (flat fee)	\$75.00	\$77.00	\$79.00	\$81.00	\$83.00	2
Residential greenhouses, deck, balcony, open porch, exterior stair, ramp, open carp (flat fee)	\$75.00	\$77.00	\$79.00	\$81.00	\$83.00	2
Exterior barrier free access in existing single and two family dwellings	\$0.00	\$0.00	\$0.00	\$0.00	\$0.00	2
Re-roofing without any structural changes (except for buildings containing less than 4 dwelling units or townhouses)	\$0.28	\$0.29	\$0.30	\$0.31	\$0.32	2



Schedule N

Schedules should be read in conjunction with the By-Law for all applicable terms and conditions.

Permits	2018 Charge (Effective August 1st, 2018)	2019 Charge	2020 Charge	2021 Charge	2022 Charge	Tax Rate
Administrative Fees (Flat Fee)						
Additional Plan Review (Resubmission) Where a non-compliant resubmission is submitted above and beyond the first resubmission	\$153.00 (\$75.00 for each submission beyond the third submission)	\$157.00 (\$77.00 for each submission beyond the third submission)	\$161.00 (\$79.00 for each submission beyond the third submission)	\$165.00 (\$81.00 for each submission beyond the third submission)	\$169.00 (\$83.00 for each submission beyond the third submission)	2
Alternative Solution:						
Application for an Alternative Solution under Section 2.1, of Division C, of the Building Code (up to 4 hours review time)	\$450.00	\$460.00	\$471.00	\$482.00	\$493.00	2
For each additional hour, or part thereof, of review time	\$153.00	\$157.00	\$161.00	\$165.00	\$169.00	2
Change of Use Permit						
Change of use Permit with no construction	\$239.00	\$244.00	\$250.00	\$256.00	\$262.00	2
Occupancy Permit of an Unfinished Building (per unit) Occupancy inspection prior to completion as per Subsection 1.3.3 of Division C of the Building Code	\$153.00	\$157.00	\$161.00	\$165.00	\$169.00	2
Premature/Additional Inspections - Where an inspection request is premature and the inspector must re-attend the site to complete the necessary inspection, or an additional inspection is requested or required						
Single Family Dwelling, semi, duplex, row house, townhouse (per inspection)	\$200.00	\$205.00	\$210.00	\$215.00	\$220.00	2
All Others (per inspection)	\$250.00	\$256.00	\$262.00	\$268.00	\$274.00	2
Transfer of Permit Where ownership changes on a property and there are no other changes to the project or the professional services required.	\$153.00	\$157.00	\$161.00	\$165.00	\$169.00	2
Refund of Permit Fees under Subsection 6.4 of Building By-law						
The permit fees that may be refunded under Subsection 6.4 of the Building by-law are to be a percentage of the permit fees payable as outlined above.						
Work Performed: Administrative Functions only have been performed	80%	80%	80%	80%	80%	2
Work Performed: Administrative and zoning functions only have been performed	70%	70%	70%	70%	70%	2
Work Performed: Administrative, zoning and plan examination functions only have been performed	45%	45%	45%	45%	45%	2
Work Performed: The permit has been issued and no field inspections have been performed subsequent to the permit issuance	35%	35%	35%	35%	35%	2
Work Performed: The permit has been issued and field inspections have been performed subsequent to the permit issuance	35% reduced by 5% for each field inspection performed	35% reduced by 5% for each field inspection performed	35% reduced by 5% for each field inspection performed	35% reduced by 5% for each field inspection performed	35% reduced by 5% for each field inspection performed	2



Schedule N

Schedules should be read in conjunction with the By-Law for all applicable terms and conditions.


Permits	2018 Charge (Effective August 1st, 2018)	2019 Charge	2020 Charge	2021 Charge	2022 Charge	Tax Rate
Percentage Increase in applicable Permit Fees for Work Commenced or Completed Without a Permit						
Additional fee is required to be paid as set out below when work is commenced without the required permit. These fees are intended to cover the additional costs associated with the additional administrative and regulatory actions of the County made necessary by the commencement of work without the required permit. The additional fee is calculated as a percentage increase in the permit fee perscribed above, as follows:						
Work Commenced/Completed Prior to Permit Issuance: Footings/foundations or any other work requiring the issuance of a permit is commenced	25%	25%	25%	25%	25%	2
Work Commenced/Completed Prior to Permit Issuance: Structural framing commenced	50%	50%	50%	50%	50%	2
Work Commenced/Completed Prior to Permit Issuance: Structural framing completed	75%	75%	75%	75%	75%	2
Work Commenced/Completed Prior to Permit Issuance: Building or any other work requiring the issuance of a permit is completed	100%	100%	100%	100%	100%	2
Work Commenced/Completed Prior to Permit Issuance: Demolition or Partial Demolition	100%	100%	100%	100%	100%	2
Sign Permits						
Permanent Sign - less than 4.0m2	\$87.00	to be determined	to be determined	to be determined	to be determined	2
Permanent Sign - 4.0m2 or greater	\$172.00	to be determined	to be determined	to be determined	to be determined	2
Mobile Sign	\$31.00	to be determined	to be determined	to be determined	to be determined	2
Billboard Sign	\$576.00	to be determined	to be determined	to be determined	to be determined	2



Schedule P

Schedules should be read in conjunction with the By-Law for all applicable terms and conditions.


Planning and Economic Development	Description	2018 Charge	TAX Rate
Market Fees			
Market Fees - Dunnville	Dunnville Market- per stall, per season	\$196.00	3
Market Fees - Dunnville	Dunnville Market - per stall - 15-20 consecutive week rate	\$12.00	3
Market Fees - Dunnville	Dunnville Market - per stall - 10-14 consecutive week rate	\$15.50	3
Market Fees - Dunnville	Dunnville Market - per stall 5-9 consecutive week rate	\$18.00	3
Market Fees - Dunnville	Dunnville Market - per day stall	\$22.50	3
Economic Development & Tourism			
Economic Development & Tourism	Filming fee- per day on County property	Cost Recovery	2
Economic Development & Tourism	Filming fee- use of Municipal Resources	Cost Recovery	2
Economic Development & Tourism	Type 1 Gateway Sign (cost recovery)	Cost Recovery	1
Economic Development & Tourism	Type 1 Gateway Sign - Maintenance	\$297.00	1
Economic Development & Tourism	Type 2 Way-finding Sign (cost recovery)	Cost Recovery	1
Economic Development & Tourism	Type 2 Way-finding Sign - Maintenance	\$297.00	1
Economic Development & Tourism	Type 3 Urban Directional Sign (cost recovery)	Cost Recovery	1
Economic Development & Tourism	Type 3 Urban Directional Sign - Maintenance	\$297.00	1
Economic Development & Tourism	Advertising within Guides, Maps, Etc.	Cost Recovery	1
Economic Development & Tourism	Sidewalk Patio - First Time/Full Application Fee	\$280.00	1
Economic Development & Tourism	Sidewalk Patio - Renewal Fee	\$100.00	1
Mapping/Drawings			
Mapping	Digital Aerial Photography - Spring 2010 - per 1km tile (on cd) Colour	\$104.00	1



Schedule P

Schedules should be read in conjunction with the By-Law for all applicable terms and conditions.

Planning and Economic Development	Description	2018 Charge	TAX Rate
Mapping	Digital Aerial Photography - Spring 2006 - per 1km tile (on cd) Colour	\$104.00	1
Mapping	Digital Aerial Photography - April 2000 - per 6.6km (on cd) B&W	\$104.00	1
Mapping	911 Map Booklet - Full booklet (11"x17")	\$13.00	1
Mapping	911 Map Booklet - Single sheet (11"x17") - B&W	\$1.50	1
Mapping	911 Map Booklet - Single sheet (11"x17") - Colour	\$6.50	1
Mapping	County Map Colour - Small (8.5"x11")	\$2.50	1
Mapping	County Map Colour - Medium (11"x17")	\$6.50	1
Mapping	County Map Colour - Large (2' x 3')	\$13.00	1
Mapping	County Map B&W - Small (8.5"x11")	\$1.50	1
Mapping	County Map B&W - Medium (11"x17")	\$2.75	1
Mapping	County Map B&W - Large (2' x 3')	\$5.50	1
Mapping	OCE Copier (wide bed) - Black & White per foot	\$1.50	1
Mapping	Official Plan Schedules - Small (8.5"x11")	\$2.75	1
Mapping	Official Plan Schedules - Medium (11"x17")	\$6.50	1
Mapping	Zoning Schedules (11"x17")	\$2.75	1
Mapping	Plots --Aerial Photo (8.5"x11") - B&W or Colour	\$39.00	1
Mapping	Plots - Aerial Photo (11"x17") - B&W or Colour	\$52.50	1
Mapping	Plots - Aerial Photo (2' x 3') - B&W or Colour	\$65.25	1
Mapping	Custom Work per hour including Electronic Copy	\$81.25	1
Drawings	Documentations/Publications Design Criteria - Full Booklet - (8.5"x11") - B&W	\$62.00	1



Schedule P

Schedules should be read in conjunction with the By-Law for all applicable terms and conditions.

Planning and Economic Development	Description	2018 Charge	TAX Rate
Drawings	Documentations/Publications Design Criteria - Electronic Copy	\$12.50	1
Drawings	Documentations/Publications Master Servicing Plan - Full Booklet - B&W	\$373.00	1
Drawings	Documentations/Publications Master Servicing Plan - Electronic Copy	\$37.00	1
Drawings	Copy of Engineering Drawings, Maps, Plans, Plan/Profile etc. 22"x34" - B&W	\$14.75	1
Drawings	Copy of Engineering Drawings, Maps, Plans, Plan/Profile etc. 22"x34" - colour	\$37.00	1
Drawings	Copy of Engineering Drawings, Maps, Per Square Foot - B&W	\$2.74	1
Drawings	Copy of Engineering Drawings, Maps, Per Square Foot - colour	\$6.25	1