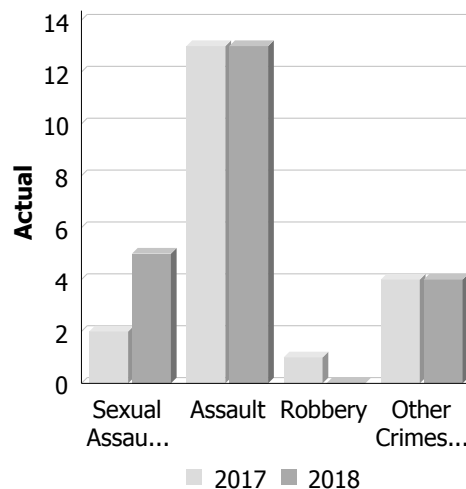


Police Services Board Report for Haldimand County
Records Management System
May - 2018

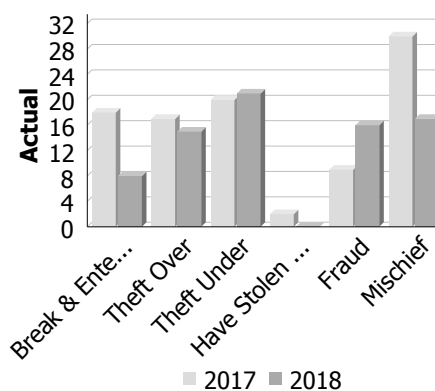
Violent Crime

Actual	May			Year to Date - May		
	2017	2018	% Change	2017	2018	% Change
Murder	0	0	--	0	0	--
Other Offences Causing Death	0	0	--	0	0	--
Attempted Murder	0	0	--	0	0	--
Sexual Assault	2	5	150.0%	12	16	33.3%
Assault	13	13	0.0%	60	50	-16.7%
Abduction	0	0	--	0	0	--
Robbery	1	0	-100.0%	2	2	0.0%
Other Crimes Against a Person	4	4	0.0%	18	22	22.2%
Total	20	22	10.0%	92	90	-2.2%



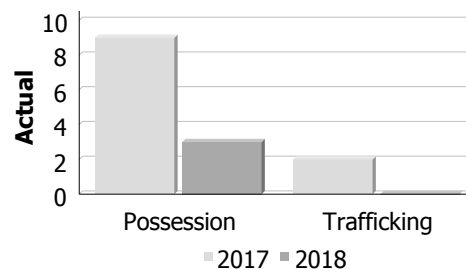
Property Crime

Actual	May			Year to Date - May		
	2017	2018	% Change	2017	2018	% Change
Arson	0	0	--	2	1	-50.0%
Break & Enter	18	8	-55.6%	74	41	-44.6%
Theft Over	17	15	-11.8%	72	78	8.3%
Theft Under	20	21	5.0%	127	97	-23.6%
Have Stolen Goods	2	0	-100.0%	10	10	0.0%
Fraud	9	16	77.8%	56	64	14.3%
Mischief	30	17	-43.3%	120	76	-36.7%
Total	96	77	-19.8%	461	367	-20.4%



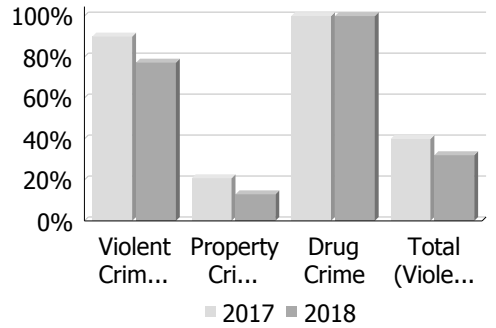
Drug Crime

Actual	May			Year to Date - May		
	2017	2018	% Change	2017	2018	% Change
Possession	9	3	-66.7%	28	9	-67.9%
Trafficking	2	0	-100.0%	4	6	50.0%
Importation and Production	0	0	--	0	0	--
Total	11	3	-72.7%	32	15	-53.1%



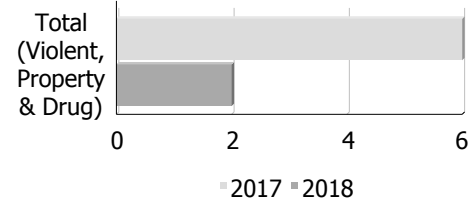
Police Services Board Report for Haldimand County
Records Management System
May - 2018

Clearance Rate	May			Year to Date - May		
	2017	2018	Difference	2017	2018	Difference
Violent Crime	90.0%	77.3%	-12.7%	92.4%	78.9%	-13.5%
Property Crime	20.8%	13.0%	-7.8%	18.0%	15.8%	-2.2%
Drug Crime	100.0%	100.0%	0.0%	87.5%	80.0%	-7.5%
Total (Violent, Property & Drug)	40.0%	32.1%	-7.9%	35.4%	32.0%	-3.4%



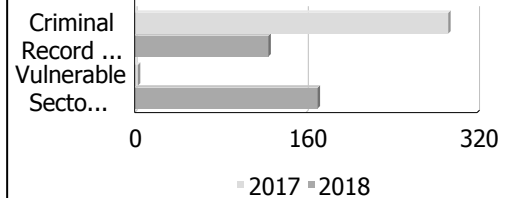
Unfounded

Unfounded	May			Year to Date - May		
	2017	2018	% Change	2017	2018	% Change
Total (Violent, Property & Drug)	6	2	-66.7%	25	18	-28.0%



Criminal Record and Vulnerable Sector Screening Checks

Actual	May			Year to Date - May		
	2017	2018	% Change	2017	2018	% Change
Criminal Record Checks	293	125	-57.3%	976	585	-40.1%
Vulnerable Sector Screening Checks	3	171	5,600.0%	53	613	1,056.6%



Data contained within this report is dynamic in nature and numbers will change over time as the Ontario Provincial Police continue to investigate and solve crime.

Data Utilized

- Major Crimes
- Niche RMS All Offence Level Business Intelligence Cube

Police Services Board Report for Haldimand County
2018/May

Public Complaints	
Policy	0
Service	0
Conduct	0

Date information collected from Professional Standards Bureau Commander Reports: 2018-06-13

Data Source

Ontario Provincial Police, Professional Standards Bureau Commander Reports

- Includes all public policy, service and conduct complaints submitted to the Office of the Independent Police Review Director (OIPRD)

Secondary Employment

Intelligence Led Policing - Crime Abatement Strategy	
Number of Offenders in Program	4
Number of Offenders Charged	1
Number of Charges Laid	4
Number of Checks Performed	3

Date information was collected from Records Management System: 2018-06-13

Daily Activity Reporting Patrol Hours	
Total Hours	2018/May
Number of Cruiser Patrol Hours	371.00
Number of Motorcycle Patrol Hours	11.50
Number of Marine Patrol Hours	123.00
Number of ATV Patrol Hours	0.00
Number of Snowmobile Patrol Hours	0.00
Number of Bicycle Patrol Hours	0.00
Number of Foot Patrol Hours	77.25
Number of School Patrol Hours	42.75

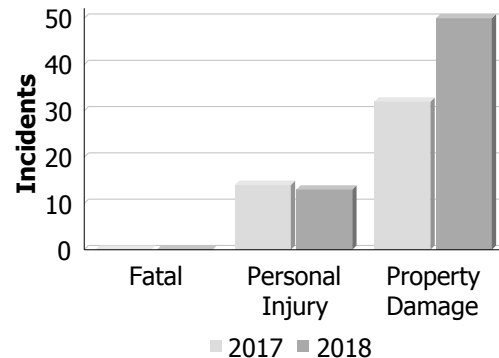
Data source (Daily Activity Reporting System) date: 2018/06/08

Report Generated on:
Jun 13, 2018 8:16:49 AM
PP-CSC-Operational Planning-4300

Police Services Board Report for Haldimand County
Collision Reporting System
May - 2018

Motor Vehicle Collisions by Type

Incidents	May			Year to Date - May		
	2017	2018	% Change	2017	2018	% Change
Fatal	0	0	--	2	4	100.0%
Personal Injury	14	13	-7.1%	56	58	3.6%
Property Damage	32	50	56.2%	206	253	22.8%
Total	46	63	37.0%	264	315	19.3%



Fatalities in Detachment Area

Incidents		May			Year to Date - May		
		2017	2018	% Change	2017	2018	% Change
Motor Vehicle Collision	Fatal Incidents	0	0	--	2	4	100.0%
	Alcohol Related	0	0	--	1	0	-100.0%
Off-Road Vehicle	Fatal Incidents	0	0	--	0	0	--
	Alcohol Related	0	0	--	0	0	--
Motorized Snow Vehicle	Fatal Incidents	0	0	--	0	0	--
	Alcohol Related	0	0	--	0	0	--

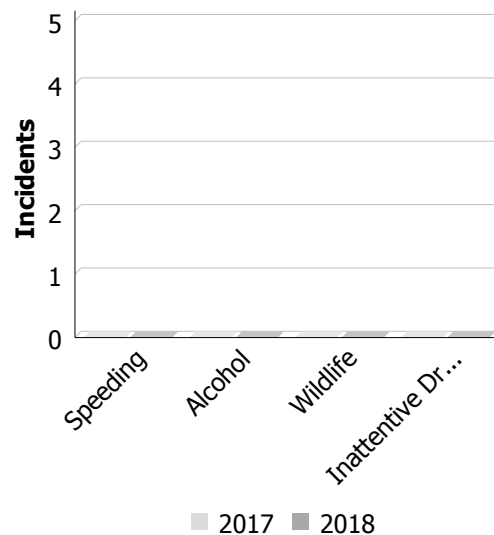
Persons Killed	May			Year to Date - May		
	2017	2018	% Change	2017	2018	% Change
Motor Vehicle Collision	0	0	--	4	4	0.0%
Off-Road Vehicle	0	0	--	0	0	--
Motorized Snow Vehicle	0	0	--	0	0	--

Police Services Board Report for Haldimand County
Collision Reporting System
May - 2018

Primary Causal Factors in Fatal Motor Vehicle Collisions

Incidents	May			Year to Date - May		
	2017	2018	% Change	2017	2018	% Change
Speeding as a contributing factor	0	0	0	1	0	-100.00%
Where alcohol is involved	0	0	0	0	0	0
Wildlife as a contributing factor	0	0	0	0	0	0
Inattentive driver as a contributing factor	0	0	0	0	1	0

Persons Killed	May			Year to Date - May		
	2017	2018	% Change	2017	2018	% Change
Seatbelt as a contributing factor	0	0	0	2	0	-100.00%



Data Utilized

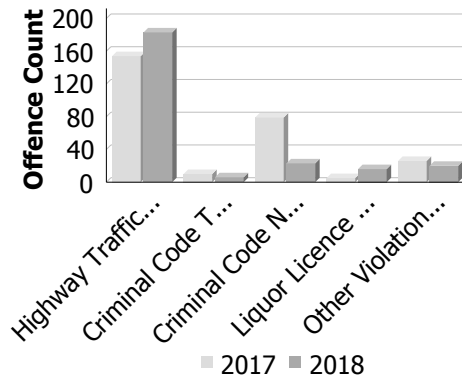
- SQL online application reporting system – OPP CRS 2.3.09
- Collision Reporting System Business Intelligence Cube

Report Generated on:
Jun 7, 2018 11:53:15 AM
PP-CSC-Operational Planning-4300

Police Services Board Report for Haldimand County
Integrated Court Offence Network
May - 2018

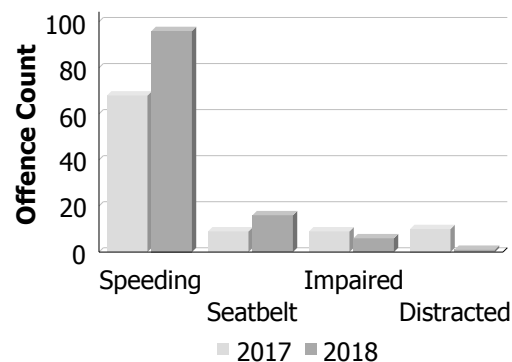
Criminal Code and Provincial Statute Charges Laid

Offence Count	May			Year to Date - May		
	2017	2018	% Change	2017	2018	% Change
Highway Traffic Act	154	183	18.8%	722	982	36.0%
Criminal Code Traffic	10	6	-40.0%	49	38	-22.4%
Criminal Code Non-Traffic	79	23	-70.9%	404	193	-52.2%
Liquor Licence Act	5	16	220.0%	23	31	34.8%
Other Violations	26	20	-23.1%	144	115	-20.1%
All Violations	274	248	-9.5%	1,342	1,359	1.3%



Traffic Related Charges

Offence Count	May			Year to Date - May		
	2017	2018	% Change	2017	2018	% Change
Speeding	68	96	41.2%	290	491	69.3%
Seatbelt	9	16	77.8%	30	36	20.0%
Impaired	9	6	-33.3%	30	23	-23.3%
Distracted	10	1	-90.0%	33	24	-27.3%



Integrated Court Offence Network data is updated on a monthly basis: Data could be as much as a month and a half behind.

Data Utilized

- Ministry of Attorney General, Integrated Court Offence Network
- Integrated Court Offence Network Charge Business Intelligence Cube

2018 - Foot Patrol Hours - Haldimand County



2018	Caledonia	Cayuga	Dunnville	Hagersville	Jarvis	Selkirk	Provincial Parks	Total
January	16.25	41.25	49.25	6	2.5	5.25	1	121.5
February	7	26	38.5	12.25	1.25	2	0	87
March	13.25	14.5	40	13	2.5	2.25	0	85.5
April	10	11.25	37.75	15.75	1.75	3	0	79.5
May	7.25	20	39.25	6.25	1.5	2	1	77.25